

Student Travel Tally Report: One School in One Data Collection Period

School Name: Old Mill School

Set ID: 18693

School Group: Marin Safe Routes to Schools

Month and Year Collected: September 2015

School Enrollment: 338

Date Report Generated: 12/29/2015

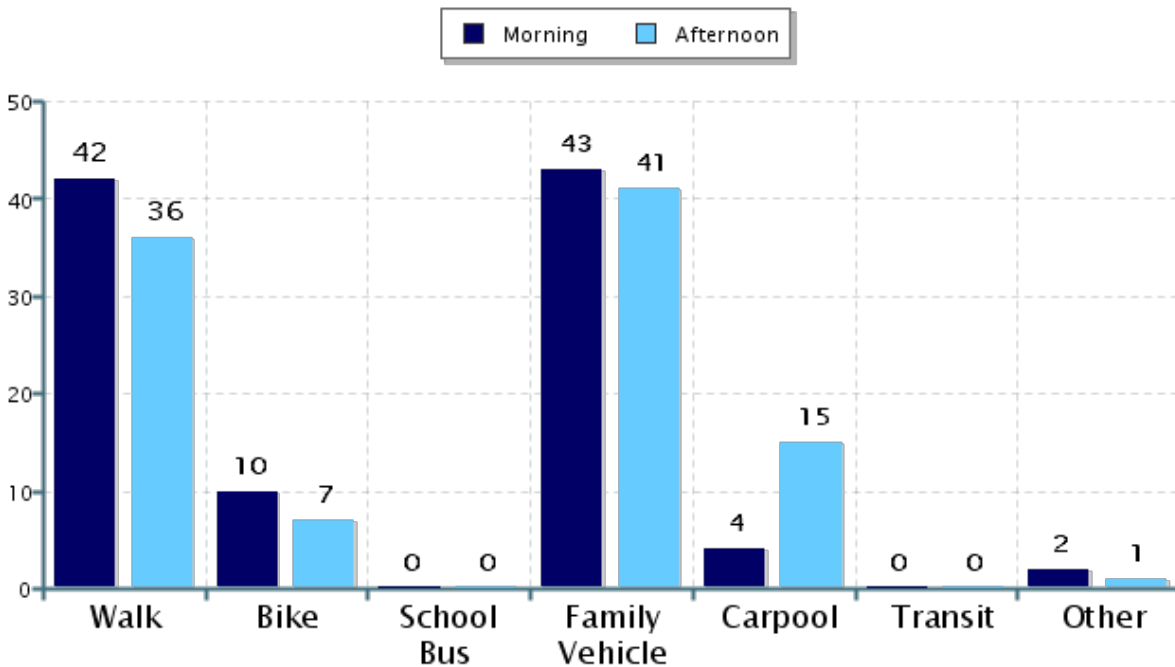
% of Students reached by SRTS activities: Don't Know

Tags:

**Number of Classrooms
Included in Report:** 13

This report contains information from your school's classrooms about students' trip to and from school. The data used in this report were collected using the in-class Student Travel Tally questionnaire from the National Center for Safe Routes to School.

Morning and Afternoon Travel Mode Comparison



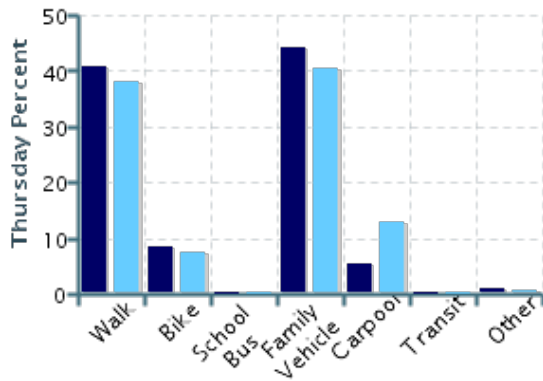
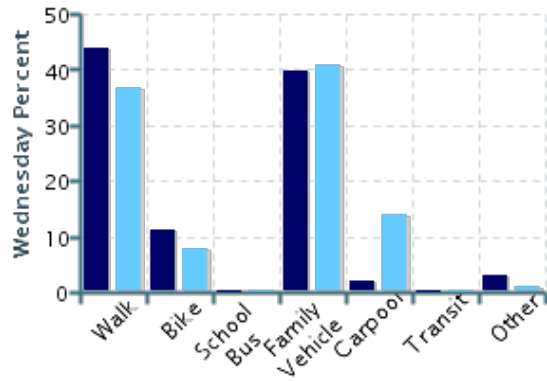
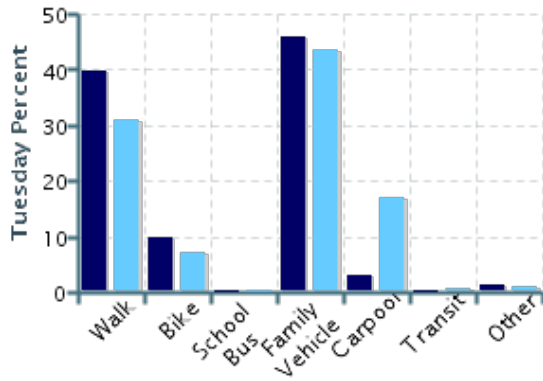
Morning and Afternoon Travel Mode Comparison

	Number of Trips	Walk	Bike	School Bus	Family Vehicle	Carpool	Transit	Other
Morning	826	42%	10%	0%	43%	4%	0%	2%
Afternoon	815	36%	7%	0%	41%	15%	0.1%	0.9%

Percentages may not total 100% due to rounding.

Morning and Afternoon Travel Mode Comparison by Day

■ Morning ■ Afternoon

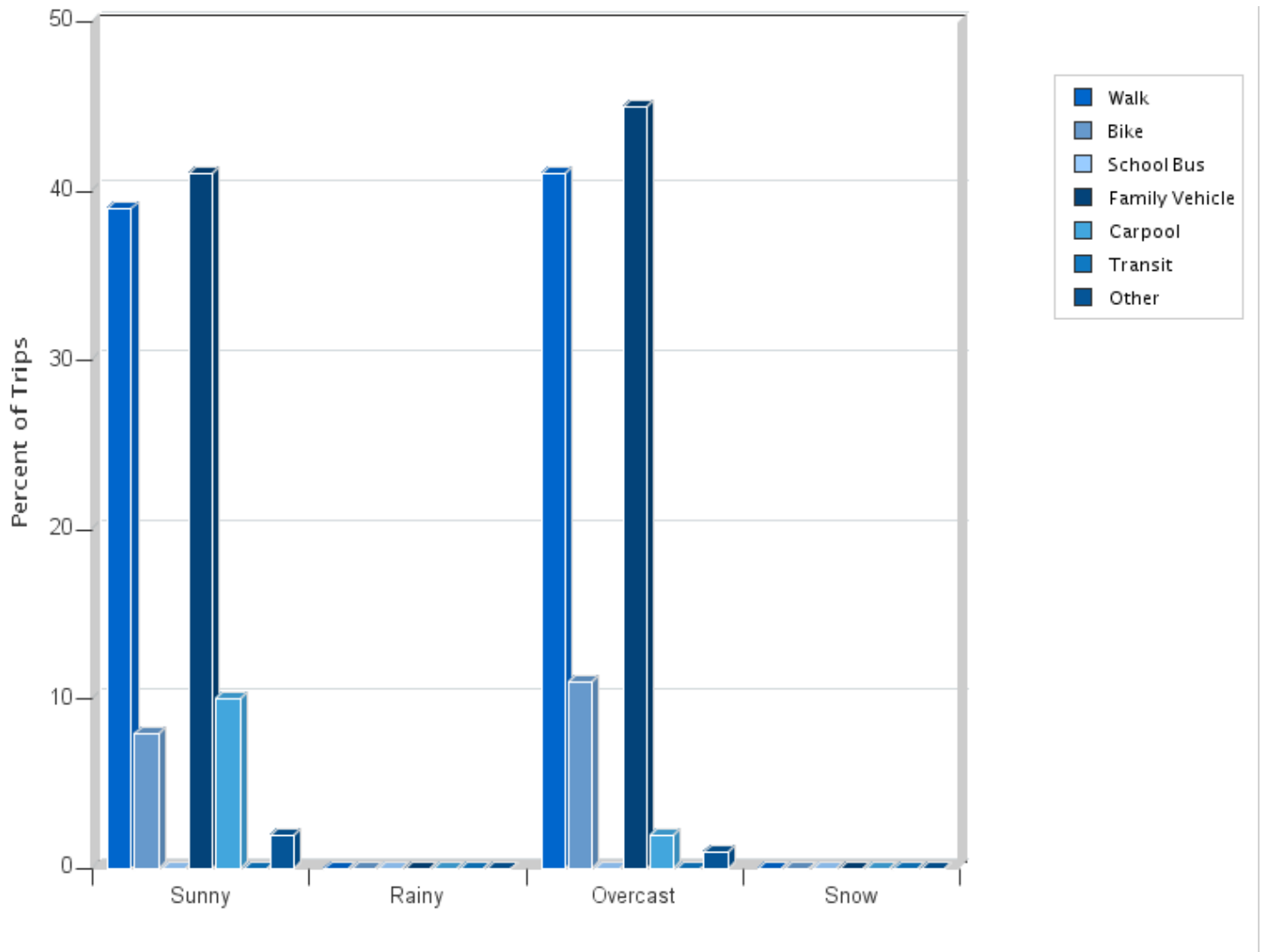


Morning and Afternoon Travel Mode Comparison by Day

	Number of Trips	Walk	Bike	School Bus	Family Vehicle	Carpool	Transit	Other
Tuesday AM	264	40%	10%	0%	46%	3%	0%	2%
Tuesday PM	282	31%	7%	0%	44%	17%	0.4%	1%
Wednesday AM	266	44%	11%	0%	40%	2%	0%	3%
Wednesday PM	235	37%	8%	0%	41%	14%	0%	0.9%
Thursday AM	273	41%	8%	0%	44%	5%	0%	1%
Thursday PM	275	38%	8%	0%	40%	13%	0%	0.7%

Percentages may not total 100% due to rounding.

Travel Mode by Weather Conditions



Travel Mode by Weather Condition

Weather Condition	Number of Trips	Walk	Bike	School Bus	Family Vehicle	Carpool	Transit	Other
Sunny	1319	39%	8%	0%	41%	10%	0.1%	2%
Rainy	0	0%	0%	0%	0%	0%	0%	0%
Overcast	150	41%	11%	0%	45%	2%	0%	1%
Snow	0	0%	0%	0%	0%	0%	0%	0%

Percentages may not total 100% due to rounding.