

# Student Travel Tally Report: One School in One Data Collection Period

**School Name:** Neil Cummins

**Set ID:** 25159

**School Group:** Marin Safe Routes to Schools

**Month and Year Collected:** May 2018

**School Enrollment:** 580

**Date Report Generated:** 06/13/2018

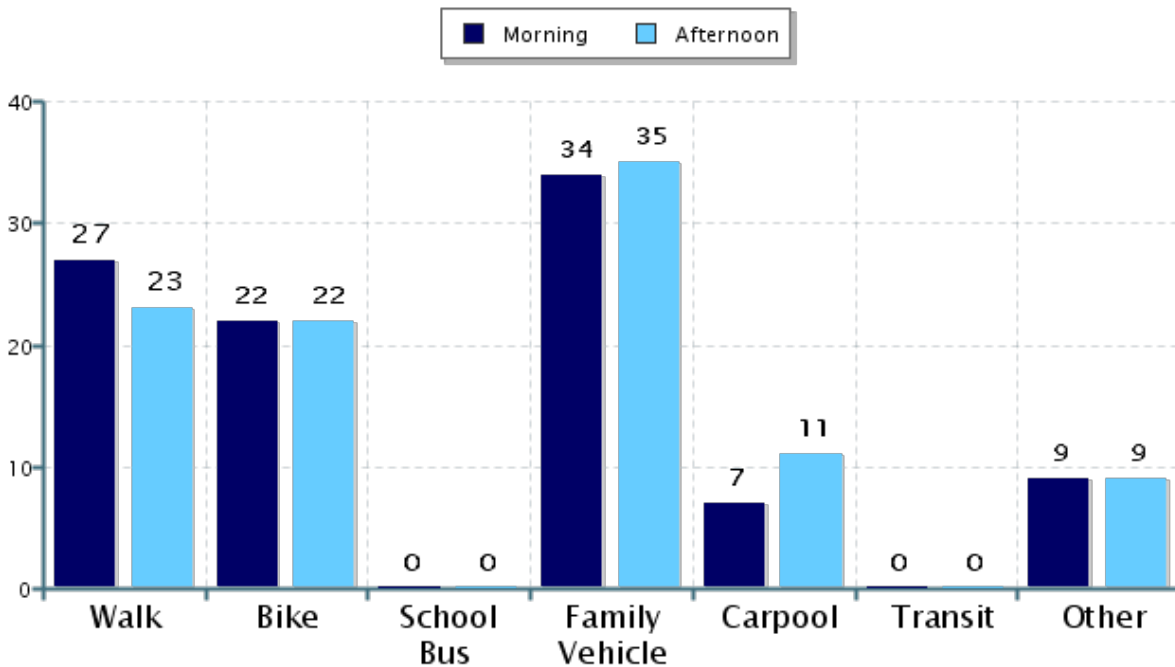
**% of Students reached by SRTS activities:**

**Tags:**

**Number of Classrooms  
Included in Report:** 26

This report contains information from your school's classrooms about students' trip to and from school. The data used in this report were collected using the in-class Student Travel Tally questionnaire from the National Center for Safe Routes to School.

## Morning and Afternoon Travel Mode Comparison



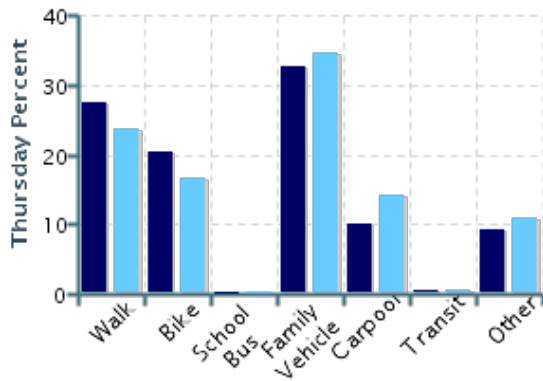
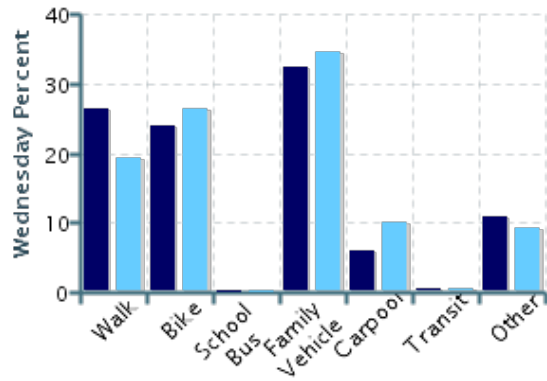
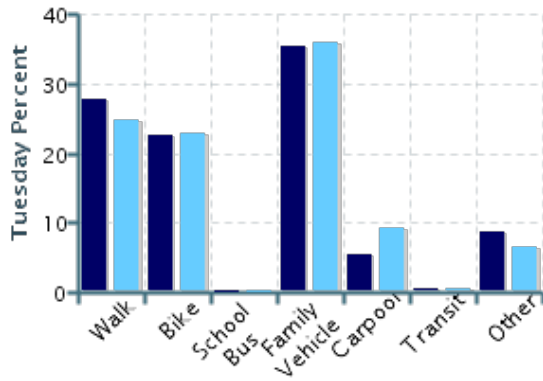
## Morning and Afternoon Travel Mode Comparison

	Number of Trips	Walk	Bike	School Bus	Family Vehicle	Carpool	Transit	Other
Morning	1022	27%	22%	0%	34%	7%	0.3%	9%
Afternoon	833	23%	22%	0%	35%	11%	0.5%	9%

Percentages may not total 100% due to rounding.

## Morning and Afternoon Travel Mode Comparison by Day

■ Morning ■ Afternoon

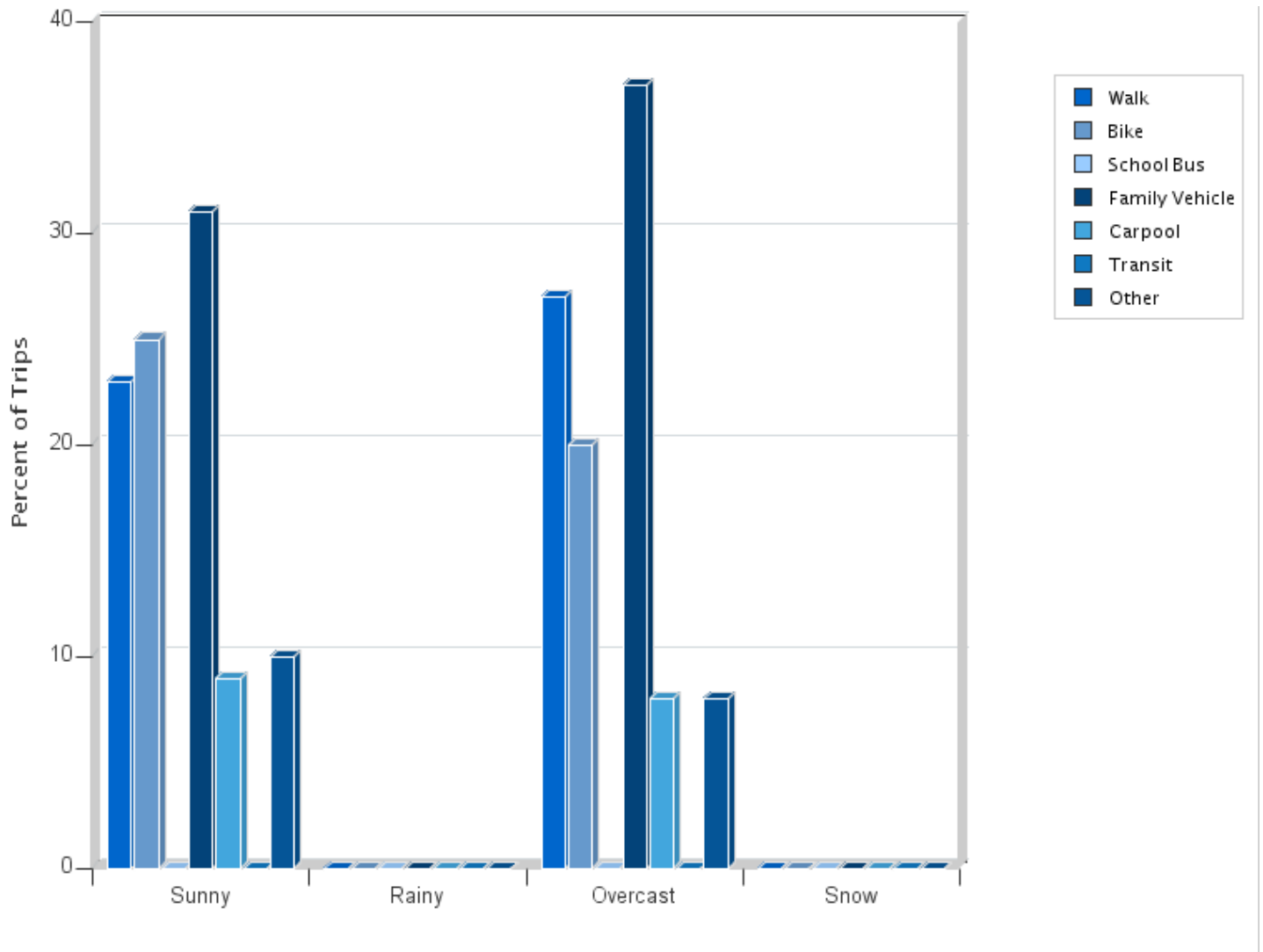


## Morning and Afternoon Travel Mode Comparison by Day

	Number of Trips	Walk	Bike	School Bus	Family Vehicle	Carpool	Transit	Other
Tuesday AM	419	28%	23%	0%	35%	5%	0.2%	9%
Tuesday PM	323	25%	23%	0%	36%	9%	0.6%	7%
Wednesday AM	312	26%	24%	0%	32%	6%	0.3%	11%
Wednesday PM	269	19%	26%	0%	35%	10%	0.4%	9%
Thursday AM	291	27%	20%	0%	33%	10%	0.3%	9%
Thursday PM	241	24%	17%	0%	34%	14%	0.4%	11%

Percentages may not total 100% due to rounding.

### Travel Mode by Weather Conditions



### Travel Mode by Weather Condition

Weather Condition	Number of Trips	Walk	Bike	School Bus	Family Vehicle	Carpool	Transit	Other
Sunny	872	23%	25%	0%	31%	9%	0.5%	10%
Rainy	0	0%	0%	0%	0%	0%	0%	0%
Overcast	983	27%	20%	0%	37%	8%	0.3%	8%
Snow	0	0%	0%	0%	0%	0%	0%	0%

Percentages may not total 100% due to rounding.