

Student Travel Tally Report: One School in One Data Collection Period

School Name: Neil Cummins

Set ID: 22937

School Group: Marin Safe Routes to Schools

Month and Year Collected: May 2017

School Enrollment: 600

Date Report Generated: 06/28/2017

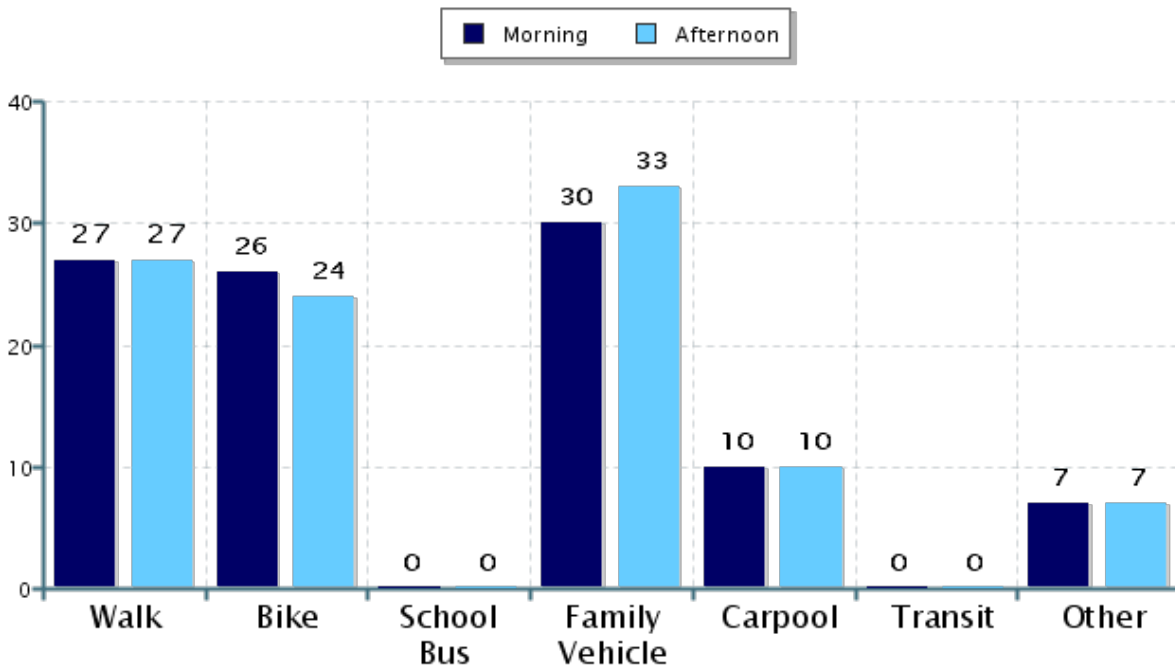
% of Students reached by SRTS activities: Don't Know

Tags:

**Number of Classrooms
Included in Report:** 33

This report contains information from your school's classrooms about students' trip to and from school. The data used in this report were collected using the in-class Student Travel Tally questionnaire from the National Center for Safe Routes to School.

Morning and Afternoon Travel Mode Comparison



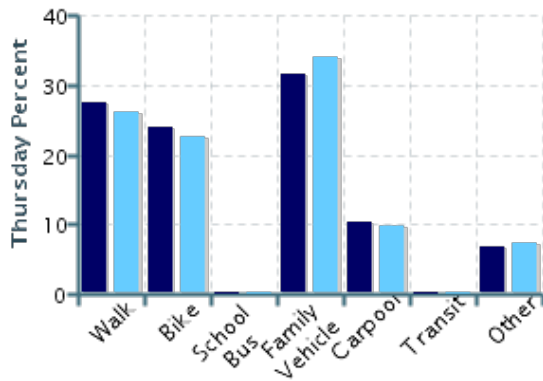
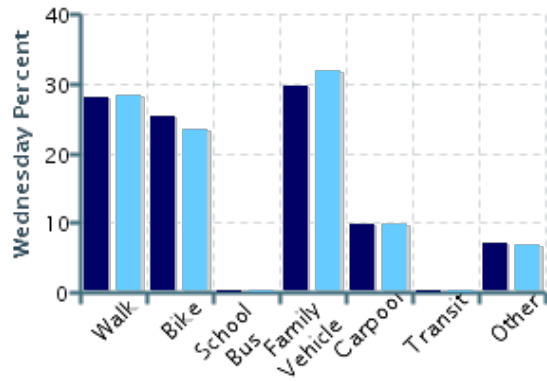
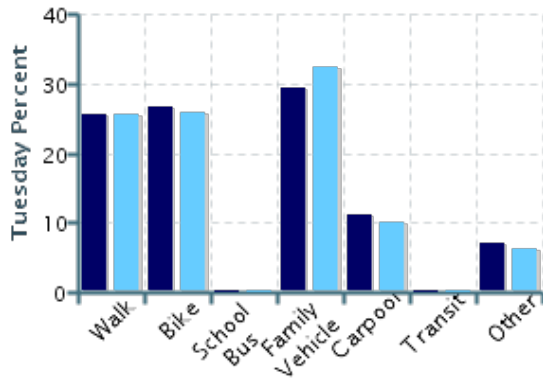
Morning and Afternoon Travel Mode Comparison

	Number of Trips	Walk	Bike	School Bus	Family Vehicle	Carpool	Transit	Other
Morning	1105	27%	26%	0%	30%	10%	0%	7%
Afternoon	1147	27%	24%	0%	33%	10%	0%	7%

Percentages may not total 100% due to rounding.

Morning and Afternoon Travel Mode Comparison by Day

■ Morning ■ Afternoon

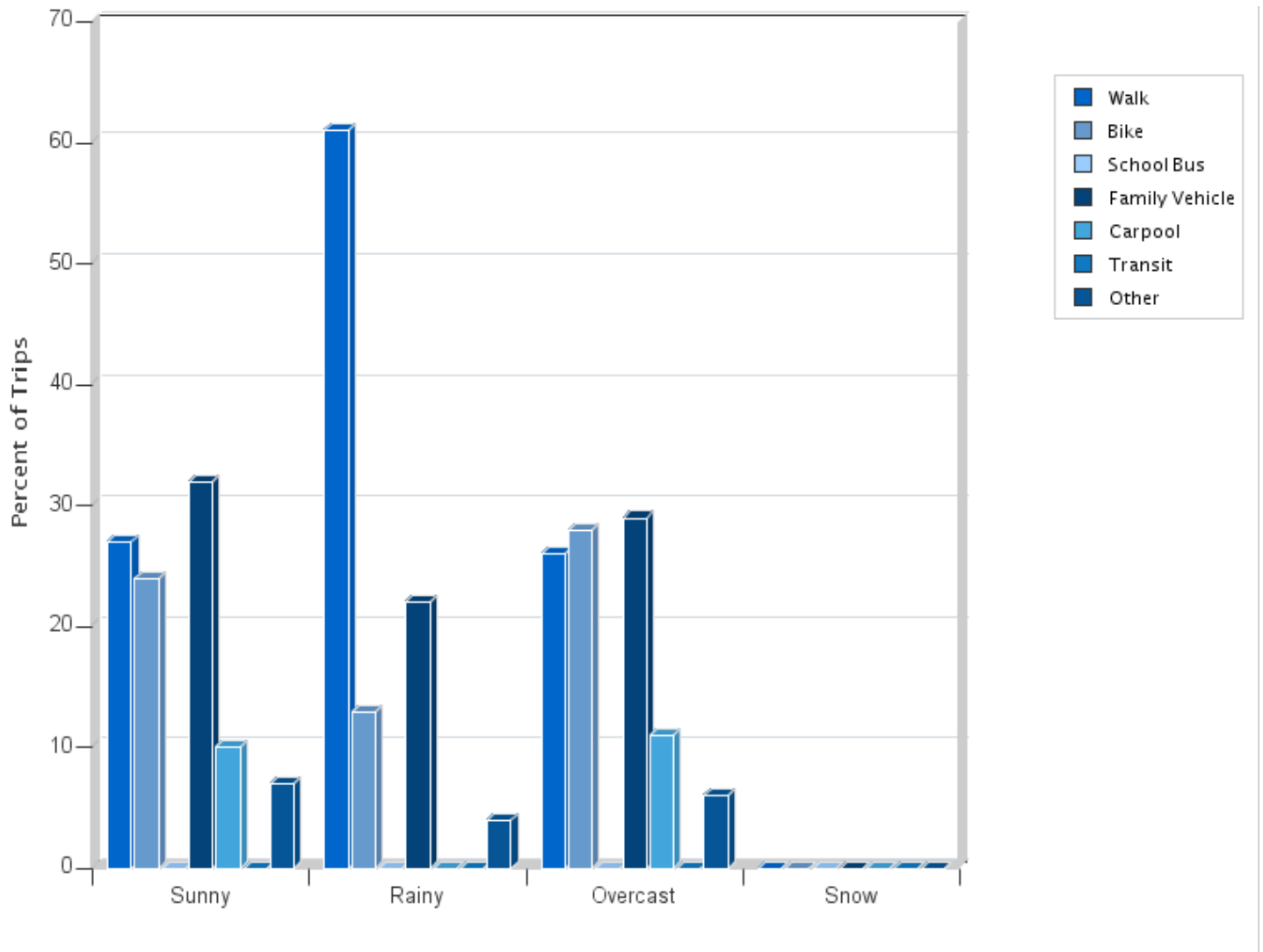


Morning and Afternoon Travel Mode Comparison by Day

	Number of Trips	Walk	Bike	School Bus	Family Vehicle	Carpool	Transit	Other
Tuesday AM	419	26%	27%	0%	29%	11%	0%	7%
Tuesday PM	439	26%	26%	0%	32%	10%	0%	6%
Wednesday AM	394	28%	25%	0%	30%	10%	0%	7%
Wednesday PM	394	28%	23%	0%	32%	10%	0%	7%
Thursday AM	292	27%	24%	0%	32%	10%	0%	7%
Thursday PM	314	26%	23%	0%	34%	10%	0%	7%

Percentages may not total 100% due to rounding.

Travel Mode by Weather Conditions



Travel Mode by Weather Condition

Weather Condition	Number of Trips	Walk	Bike	School Bus	Family Vehicle	Carpool	Transit	Other
Sunny	1643	27%	24%	0%	32%	10%	0%	7%
Rainy	23	61%	13%	0%	22%	0%	0%	4%
Overcast	586	26%	28%	0%	29%	11%	0%	6%
Snow	0	0%	0%	0%	0%	0%	0%	0%

Percentages may not total 100% due to rounding.