

Student Travel Tally Report: One School in One Data Collection Period

School Name: Neil Cummins

Set ID: 26553

School Group: Marin Safe Routes to Schools

Month and Year Collected: September 2018

School Enrollment: 580

Date Report Generated: 11/16/2018

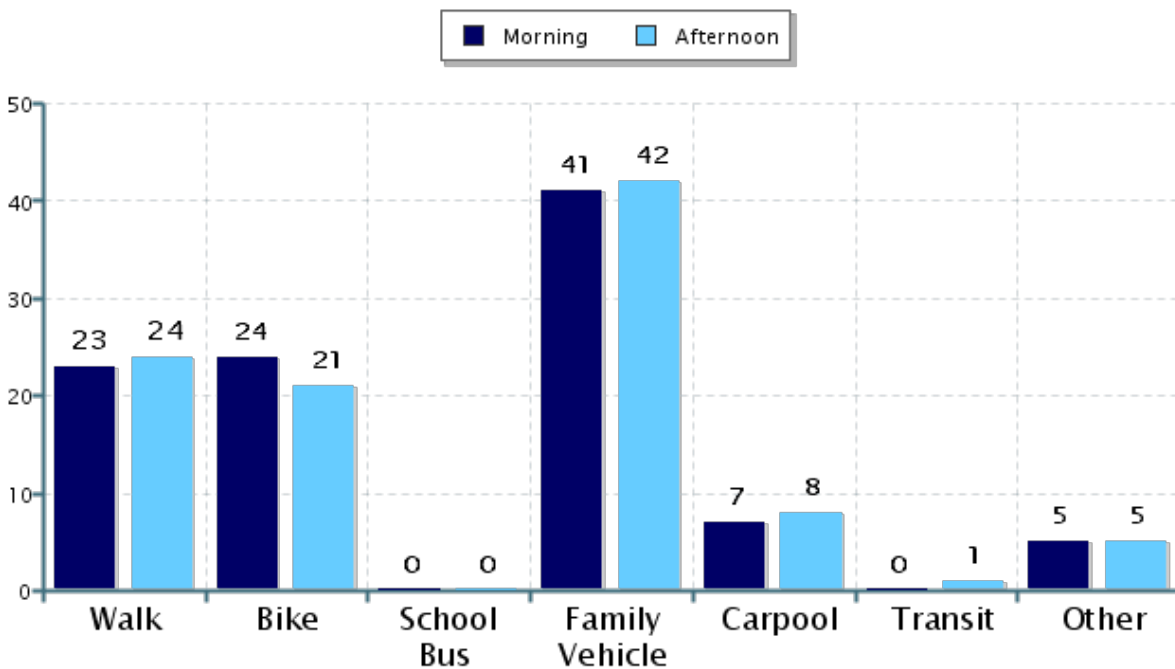
% of Students reached by SRTS activities: Don't Know

Tags:

**Number of Classrooms
Included in Report:** 23

This report contains information from your school's classrooms about students' trip to and from school. The data used in this report were collected using the in-class Student Travel Tally questionnaire from the National Center for Safe Routes to School.

Morning and Afternoon Travel Mode Comparison



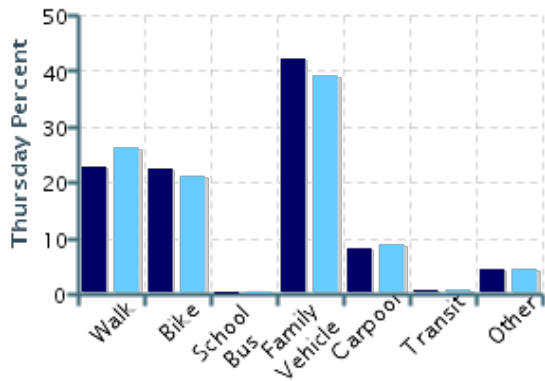
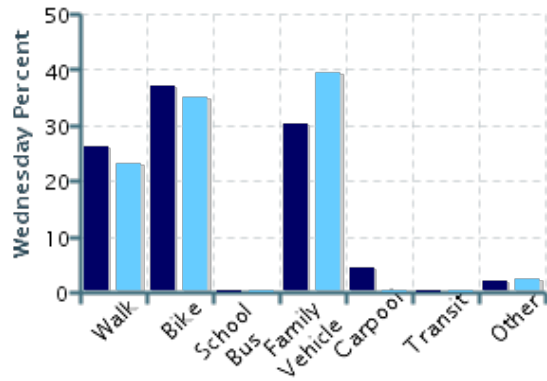
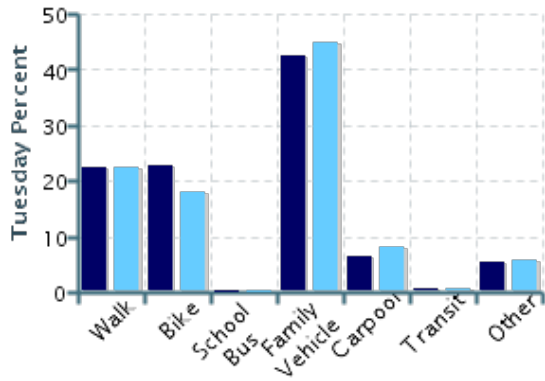
Morning and Afternoon Travel Mode Comparison

	Number of Trips	Walk	Bike	School Bus	Family Vehicle	Carpool	Transit	Other
Morning	663	23%	24%	0%	41%	7%	0.5%	5%
Afternoon	590	24%	21%	0%	42%	8%	0.5%	5%

Percentages may not total 100% due to rounding.

Morning and Afternoon Travel Mode Comparison by Day

■ Morning ■ Afternoon

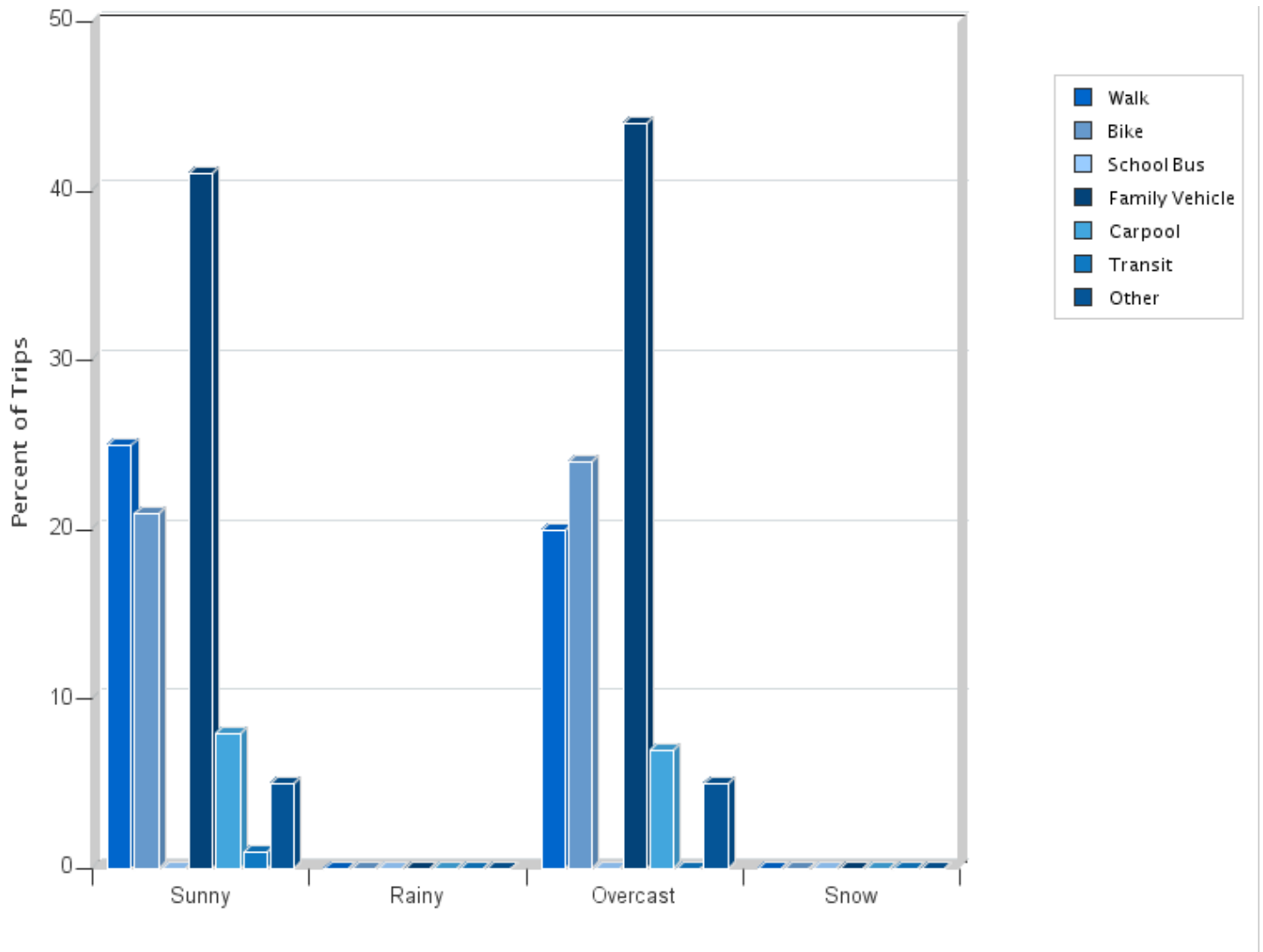


Morning and Afternoon Travel Mode Comparison by Day

	Number of Trips	Walk	Bike	School Bus	Family Vehicle	Carpool	Transit	Other
Tuesday AM	335	22%	23%	0%	42%	7%	0.6%	5%
Tuesday PM	262	23%	18%	0%	45%	8%	0.8%	6%
Wednesday AM	46	26%	37%	0%	30%	4%	0%	2%
Wednesday PM	43	23%	35%	0%	40%	0%	0%	2%
Thursday AM	282	23%	22%	0%	42%	8%	0.4%	4%
Thursday PM	285	26%	21%	0%	39%	9%	0.4%	5%

Percentages may not total 100% due to rounding.

Travel Mode by Weather Conditions



Travel Mode by Weather Condition

Weather Condition	Number of Trips	Walk	Bike	School Bus	Family Vehicle	Carpool	Transit	Other
Sunny	916	25%	21%	0%	41%	8%	0.5%	5%
Rainy	0	0%	0%	0%	0%	0%	0%	0%
Overcast	337	20%	24%	0%	44%	7%	0.3%	5%
Snow	0	0%	0%	0%	0%	0%	0%	0%

Percentages may not total 100% due to rounding.