

# Student Travel Tally Report: One School in One Data Collection Period

**School Name:** Neil Cummins

**Set ID:** 23956

**School Group:** Marin Safe Routes to Schools

**Month and Year Collected:** September 2017

**School Enrollment:** 600

**Date Report Generated:** 02/05/2018

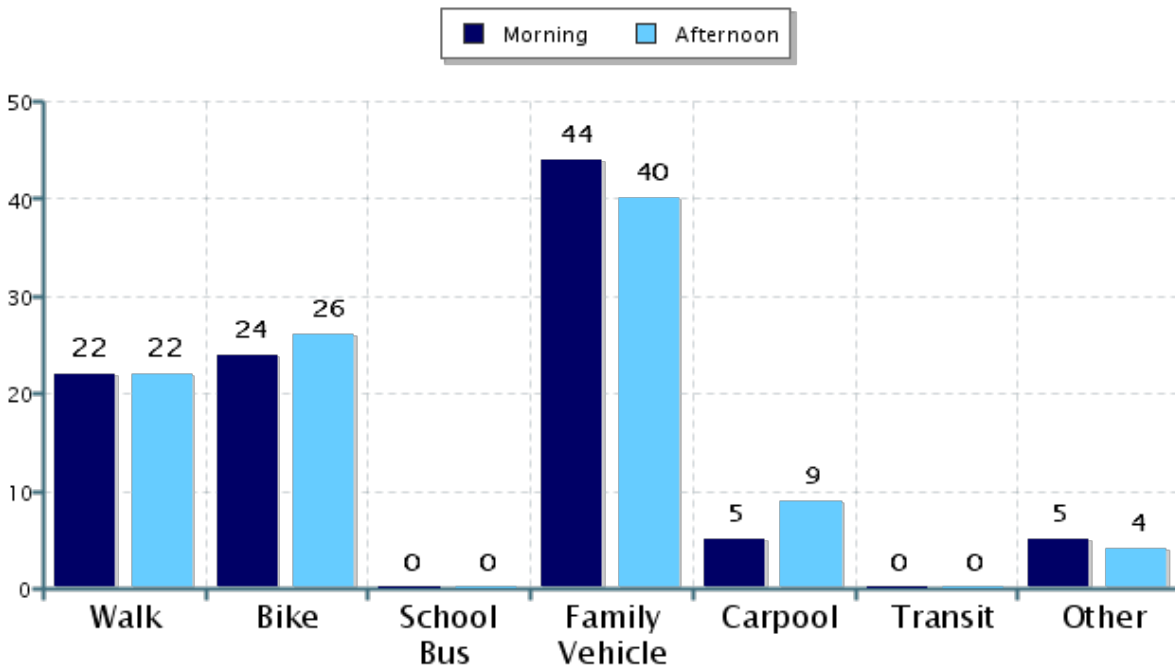
**% of Students reached by SRTS activities:** Don't Know

**Tags:**

**Number of Classrooms  
Included in Report:** 29

This report contains information from your school's classrooms about students' trip to and from school. The data used in this report were collected using the in-class Student Travel Tally questionnaire from the National Center for Safe Routes to School.

## Morning and Afternoon Travel Mode Comparison



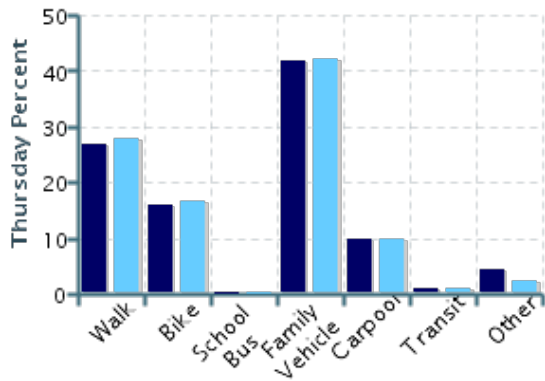
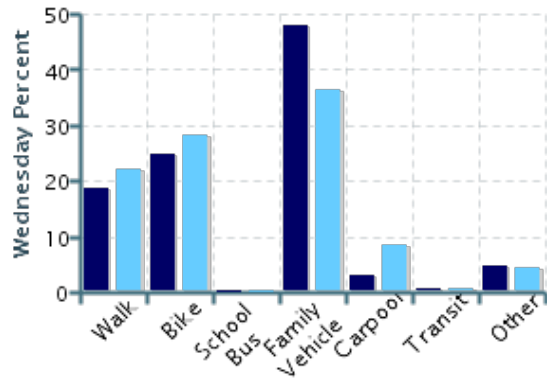
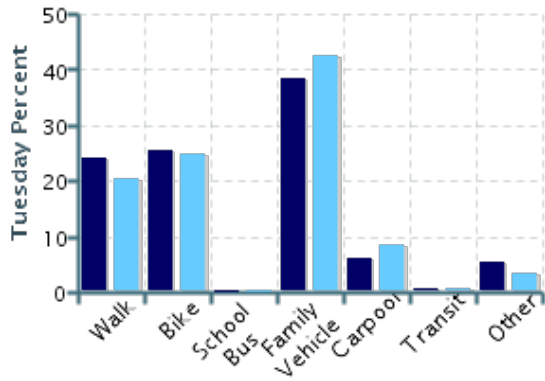
## Morning and Afternoon Travel Mode Comparison

	Number of Trips	Walk	Bike	School Bus	Family Vehicle	Carpool	Transit	Other
Morning	1049	22%	24%	0%	44%	5%	0.4%	5%
Afternoon	844	22%	26%	0%	40%	9%	0.4%	4%

Percentages may not total 100% due to rounding.

## Morning and Afternoon Travel Mode Comparison by Day

■ Morning ■ Afternoon

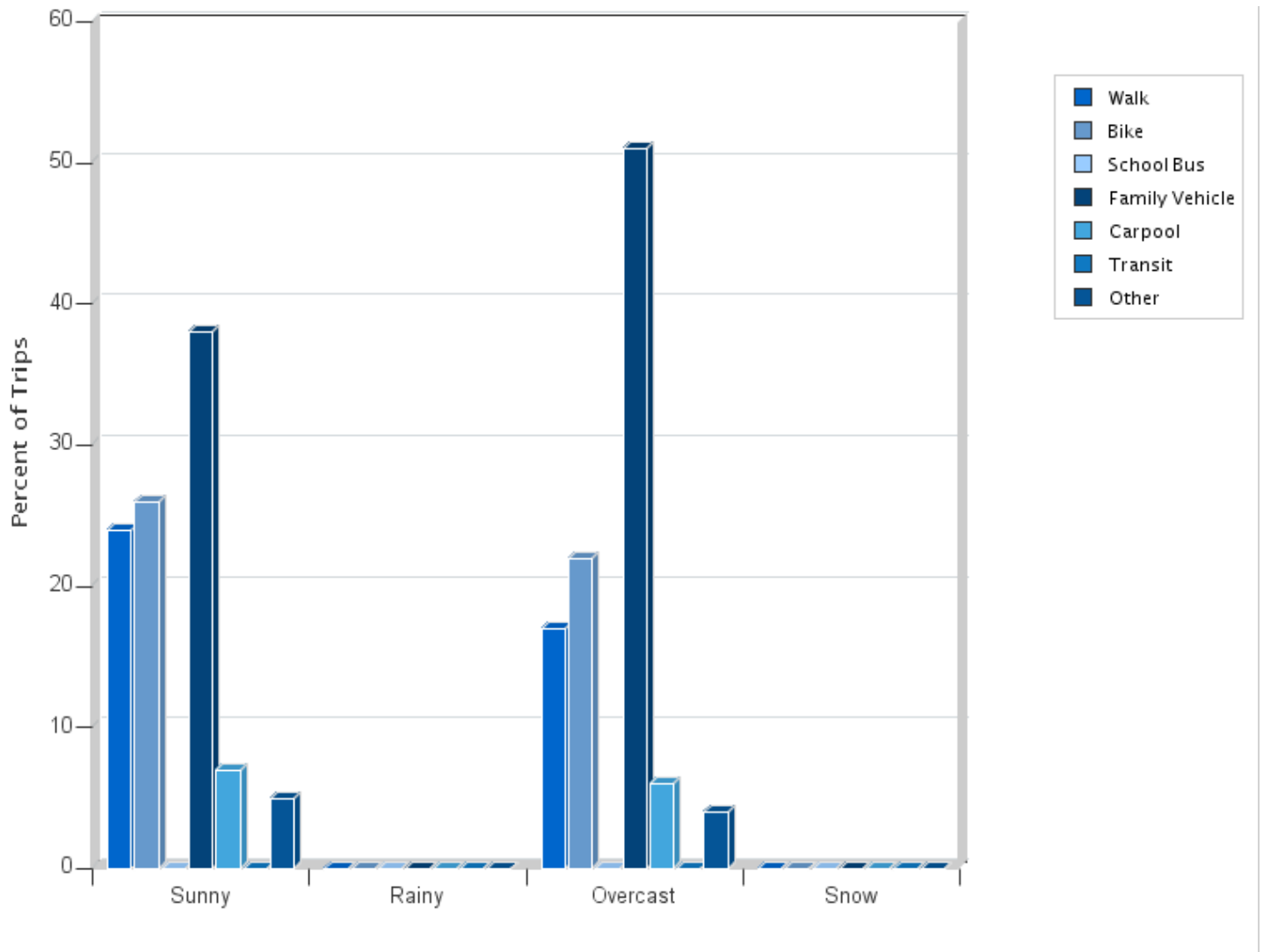


## Morning and Afternoon Travel Mode Comparison by Day

	Number of Trips	Walk	Bike	School Bus	Family Vehicle	Carpool	Transit	Other
Tuesday AM	400	24%	26%	0%	39%	6%	0.3%	6%
Tuesday PM	373	20%	25%	0%	42%	9%	0.3%	3%
Wednesday AM	537	19%	25%	0%	48%	3%	0.4%	5%
Wednesday PM	381	22%	28%	0%	36%	8%	0.3%	4%
Thursday AM	112	27%	16%	0%	42%	10%	0.9%	4%
Thursday PM	90	28%	17%	0%	42%	10%	1%	2%

Percentages may not total 100% due to rounding.

## Travel Mode by Weather Conditions



## Travel Mode by Weather Condition

Weather Condition	Number of Trips	Walk	Bike	School Bus	Family Vehicle	Carpool	Transit	Other
Sunny	1340	24%	26%	0%	38%	7%	0.4%	5%
Rainy	0	0%	0%	0%	0%	0%	0%	0%
Overcast	553	17%	22%	0%	51%	6%	0.2%	4%
Snow	0	0%	0%	0%	0%	0%	0%	0%

Percentages may not total 100% due to rounding.