

Student Travel Tally Report: One School in One Data Collection Period

School Name: Neil Cummins

Set ID: 18691

School Group: Marin Safe Routes to Schools

Month and Year Collected: September 2015

School Enrollment: 505

Date Report Generated: 12/29/2015

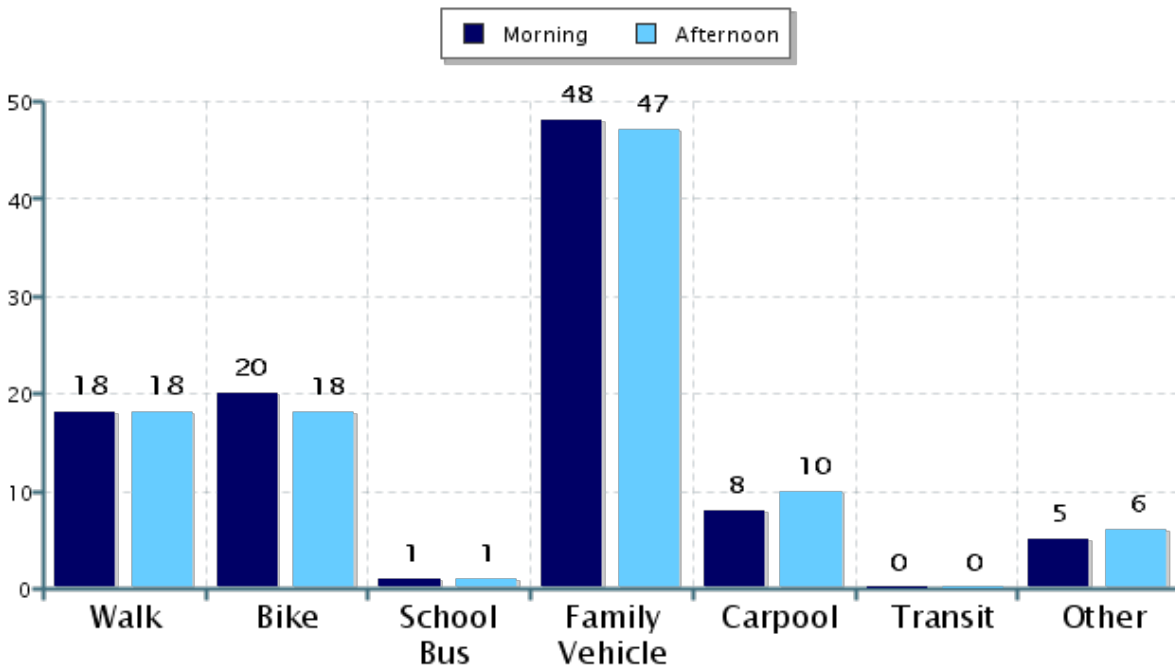
% of Students reached by SRTS activities: Don't Know

Tags:

**Number of Classrooms
Included in Report:** 20

This report contains information from your school's classrooms about students' trip to and from school. The data used in this report were collected using the in-class Student Travel Tally questionnaire from the National Center for Safe Routes to School.

Morning and Afternoon Travel Mode Comparison



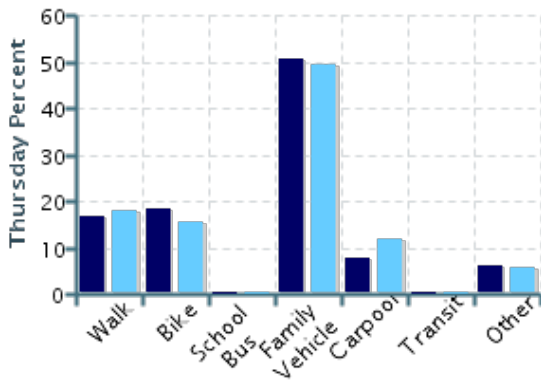
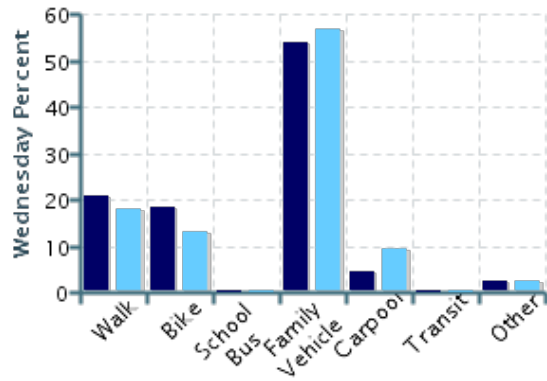
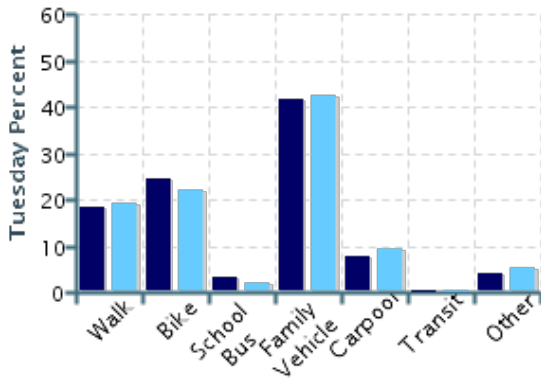
Morning and Afternoon Travel Mode Comparison

	Number of Trips	Walk	Bike	School Bus	Family Vehicle	Carpool	Transit	Other
Morning	1070	18%	20%	1%	48%	8%	0%	5%
Afternoon	1044	18%	18%	1.0%	47%	10%	0%	6%

Percentages may not total 100% due to rounding.

Morning and Afternoon Travel Mode Comparison by Day

■ Morning ■ Afternoon

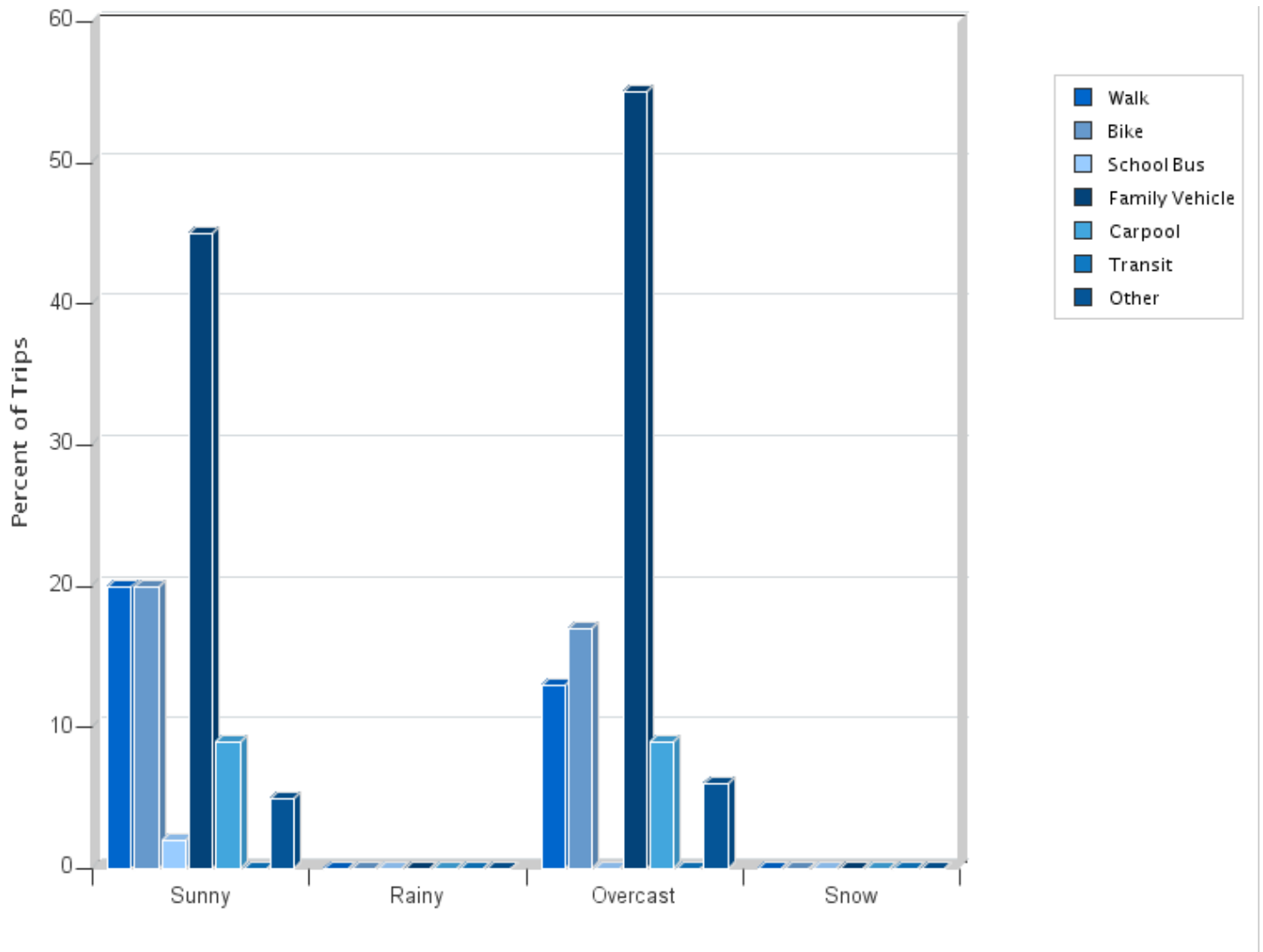


Morning and Afternoon Travel Mode Comparison by Day

	Number of Trips	Walk	Bike	School Bus	Family Vehicle	Carpool	Transit	Other
Tuesday AM	443	19%	25%	3%	42%	8%	0%	4%
Tuesday PM	447	19%	22%	2%	42%	9%	0%	5%
Wednesday AM	115	21%	18%	0%	54%	4%	0%	3%
Wednesday PM	116	18%	13%	0%	57%	9%	0%	3%
Thursday AM	408	17%	18%	0%	51%	8%	0%	6%
Thursday PM	377	18%	15%	0%	49%	12%	0%	6%

Percentages may not total 100% due to rounding.

Travel Mode by Weather Conditions



Travel Mode by Weather Condition

Weather Condition	Number of Trips	Walk	Bike	School Bus	Family Vehicle	Carpool	Transit	Other
Sunny	1574	20%	20%	2%	45%	9%	0%	5%
Rainy	0	0%	0%	0%	0%	0%	0%	0%
Overcast	406	13%	17%	0%	55%	9%	0%	6%
Snow	0	0%	0%	0%	0%	0%	0%	0%

Percentages may not total 100% due to rounding.