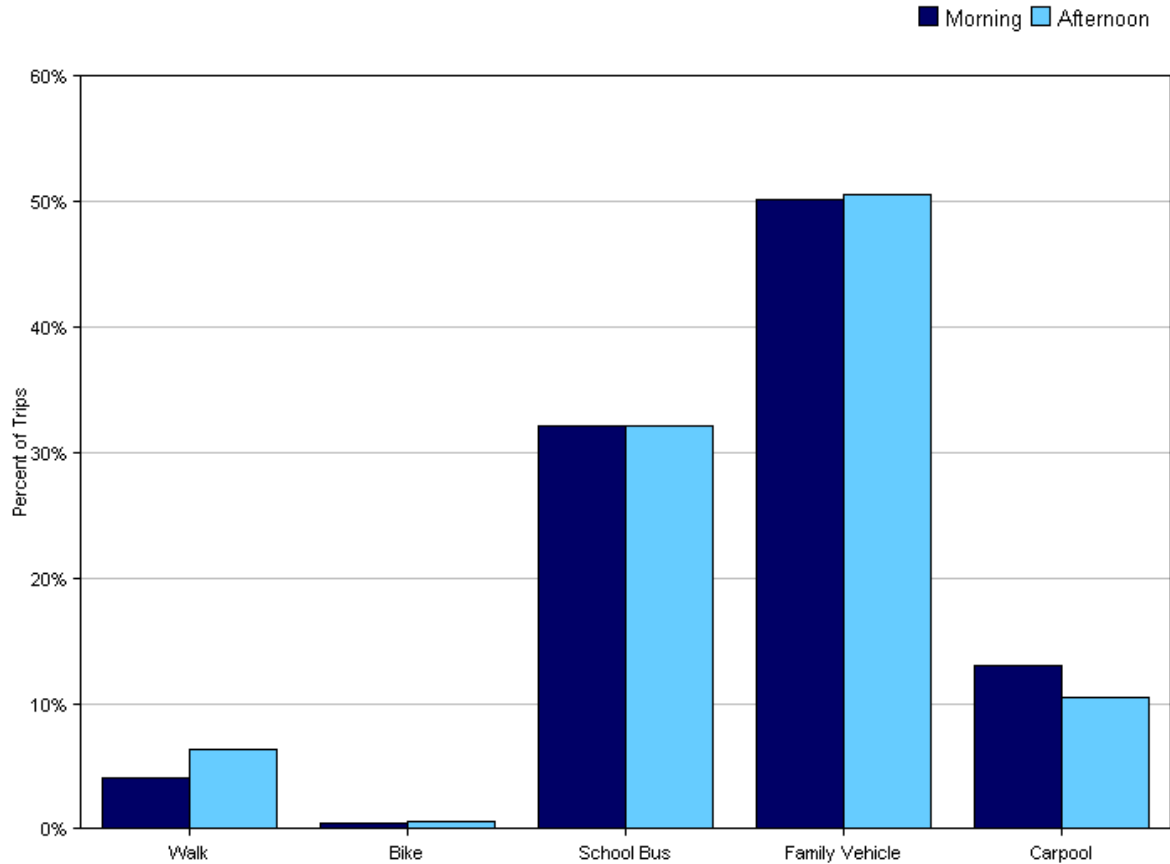


Tally Report

Program Name:	Safe Routes to School	Month and Year Collected:	September 2010
School Name:	Mt Tamalpais School	Set ID:	5211
School Enrollment:	275	Date Report Generated:	12/09/2010
Enrollment within Grades Targeted by SRTS Program:	275	Number of Classrooms Included in Report:	9
Number of Classrooms in School:	10		

Morning and Afternoon Travel Mode Comparison

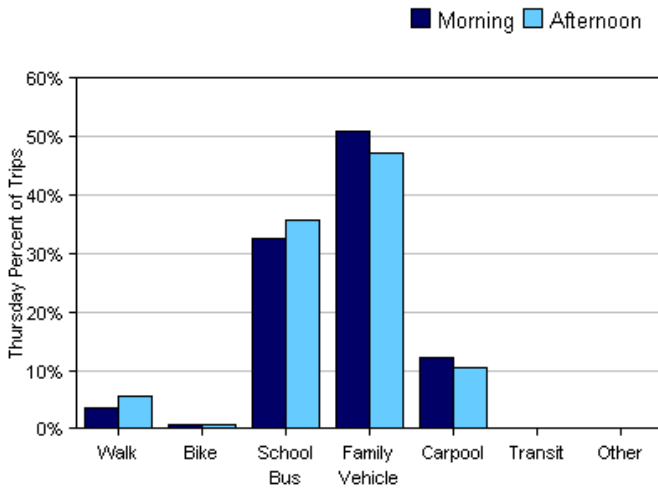
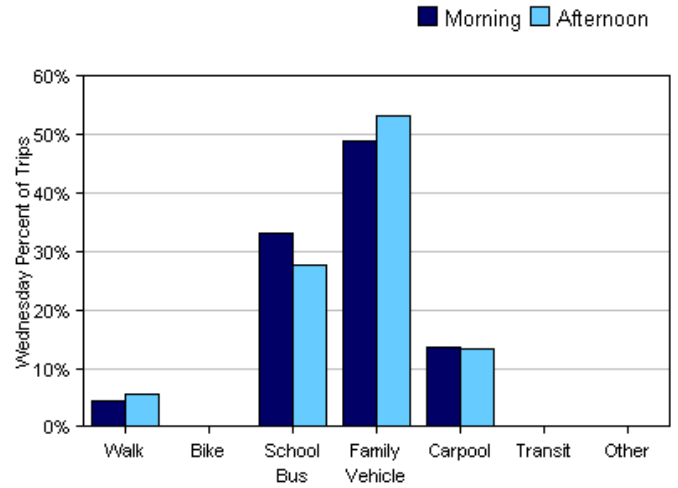
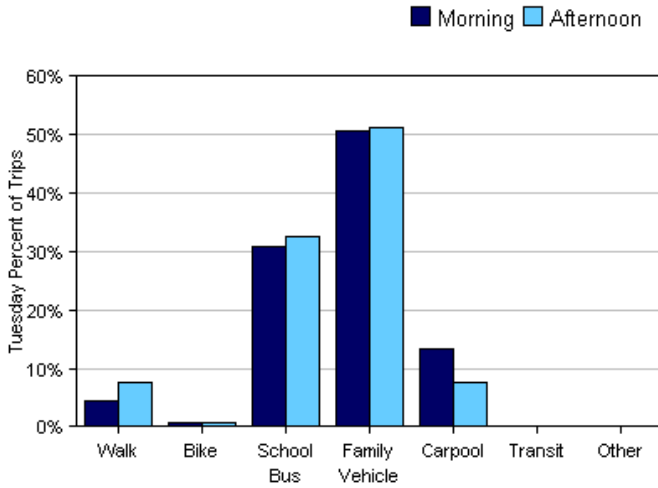


Morning and Afternoon Travel Mode Comparison

	Number of Trips	Walk	Bike	School Bus	Family Vehicle	Carpool	Transit	Other
Morning	759	4%	0.5%	32%	50%	13%	0%	0%
Afternoon	742	6%	0.5%	32%	51%	11%	0%	0%

Percentages may not total 100% due to rounding.

Morning and Afternoon Travel Mode Comparison by Day

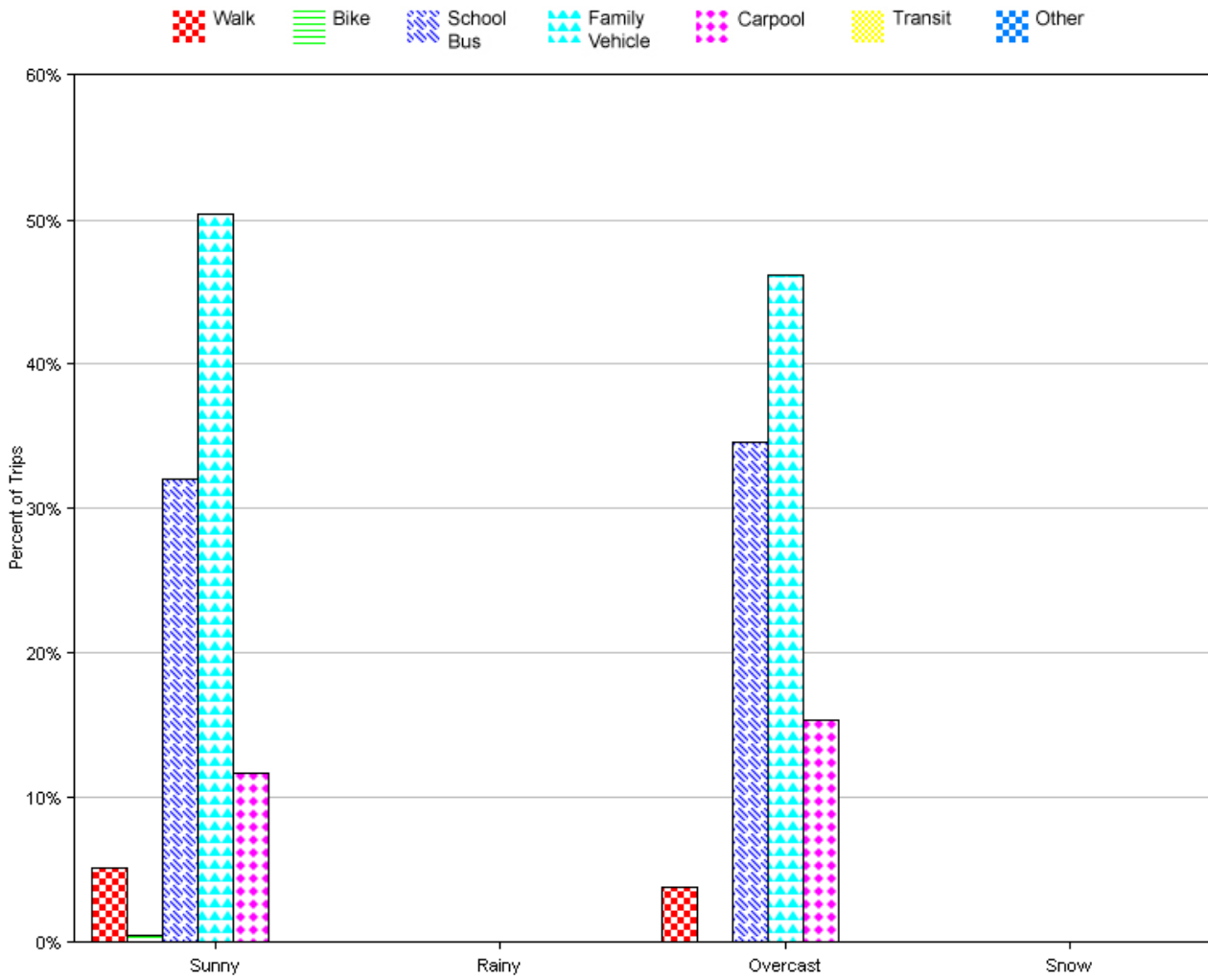


Morning and Afternoon Travel Mode Comparison by Day

	Number of Trips	Walk	Bike	School Bus	Family Vehicle	Carpool	Transit	Other
Tuesday AM	253	4%	0.8%	31%	51%	13%	0%	0%
Tuesday PM	248	8%	0.8%	33%	51%	8%	0%	0%
Wednesday AM	251	4%	0%	33%	49%	14%	0%	0%
Wednesday PM	248	6%	0%	28%	53%	13%	0%	0%
Thursday AM	255	4%	0.8%	33%	51%	12%	0%	0%
Thursday PM	246	6%	0.8%	36%	47%	11%	0%	0%

Percentages may not total 100% due to rounding.

Travel Mode by Weather Conditions



Travel Mode by Weather Condition

Weather Condition	Number of Trips	Walk	Bike	School Bus	Family Vehicle	Carpool	Transit	Other
Sunny	1475	5%	0.5%	32%	50%	12%	0%	0%
Rainy	0	0%	0%	0%	0%	0%	0%	0%
Overcast	26	4%	0%	35%	46%	15%	0%	0%
Snow	0	0%	0%	0%	0%	0%	0%	0%

Percentages may not total 100% due to rounding.