

# Student Travel Tally Report: One School in One Data Collection Period

**School Name:** Mount Tamalpais School

**Set ID:** 18690

**School Group:** Marin Safe Routes to Schools

**Month and Year Collected:** September 2015

**School Enrollment:** 300

**Date Report Generated:** 12/29/2015

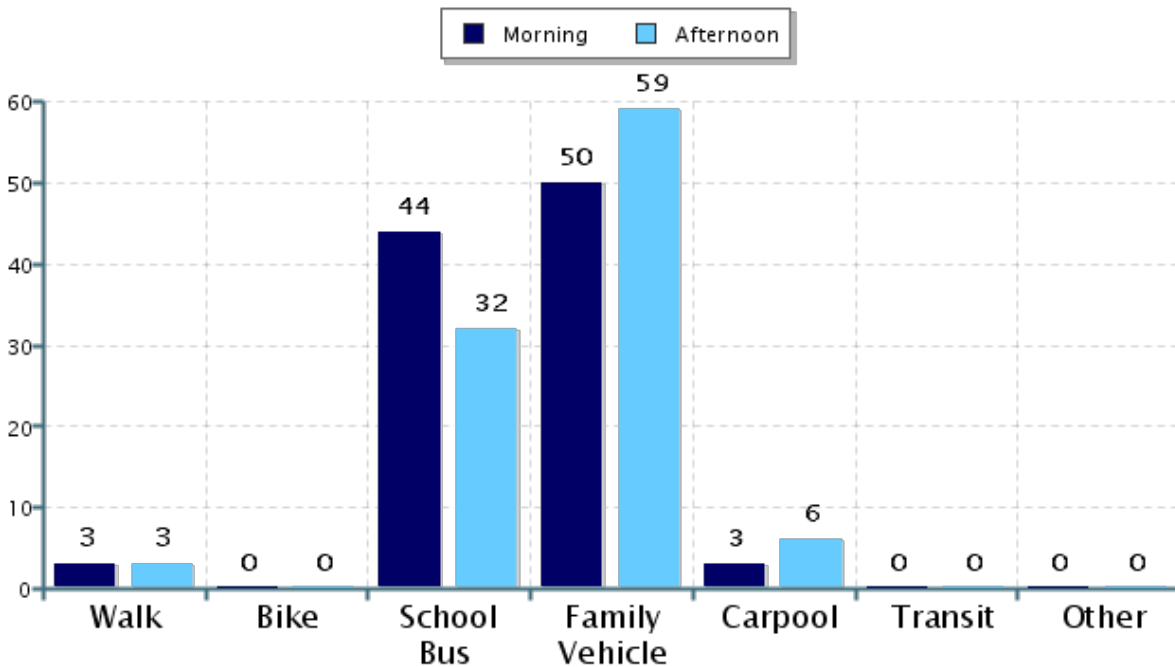
**% of Students reached by SRTS activities:** Not Applicable

**Tags:**

**Number of Classrooms  
Included in Report:** 9

This report contains information from your school's classrooms about students' trip to and from school. The data used in this report were collected using the in-class Student Travel Tally questionnaire from the National Center for Safe Routes to School.

## Morning and Afternoon Travel Mode Comparison



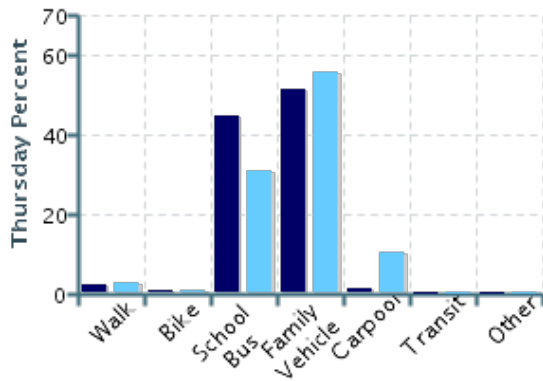
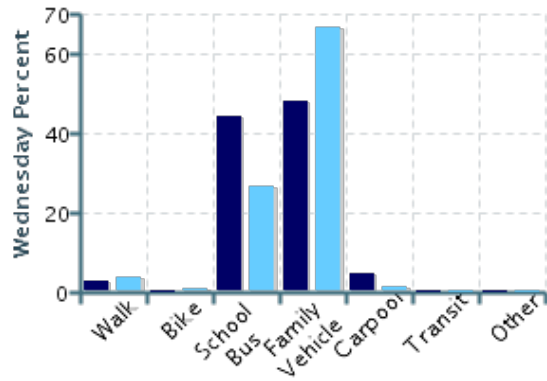
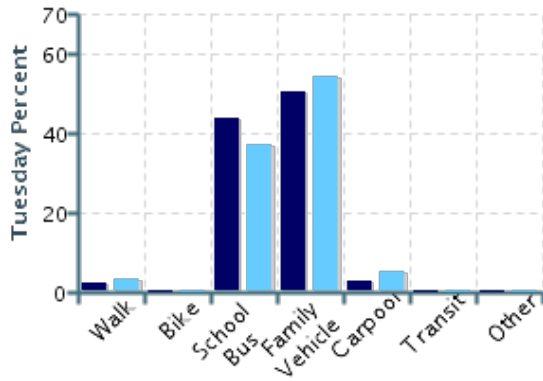
## Morning and Afternoon Travel Mode Comparison

	Number of Trips	Walk	Bike	School Bus	Family Vehicle	Carpool	Transit	Other
Morning	684	3%	0.1%	44%	50%	3%	0%	0%
Afternoon	630	3%	0.5%	32%	59%	6%	0%	0%

Percentages may not total 100% due to rounding.

## Morning and Afternoon Travel Mode Comparison by Day

■ Morning ■ Afternoon

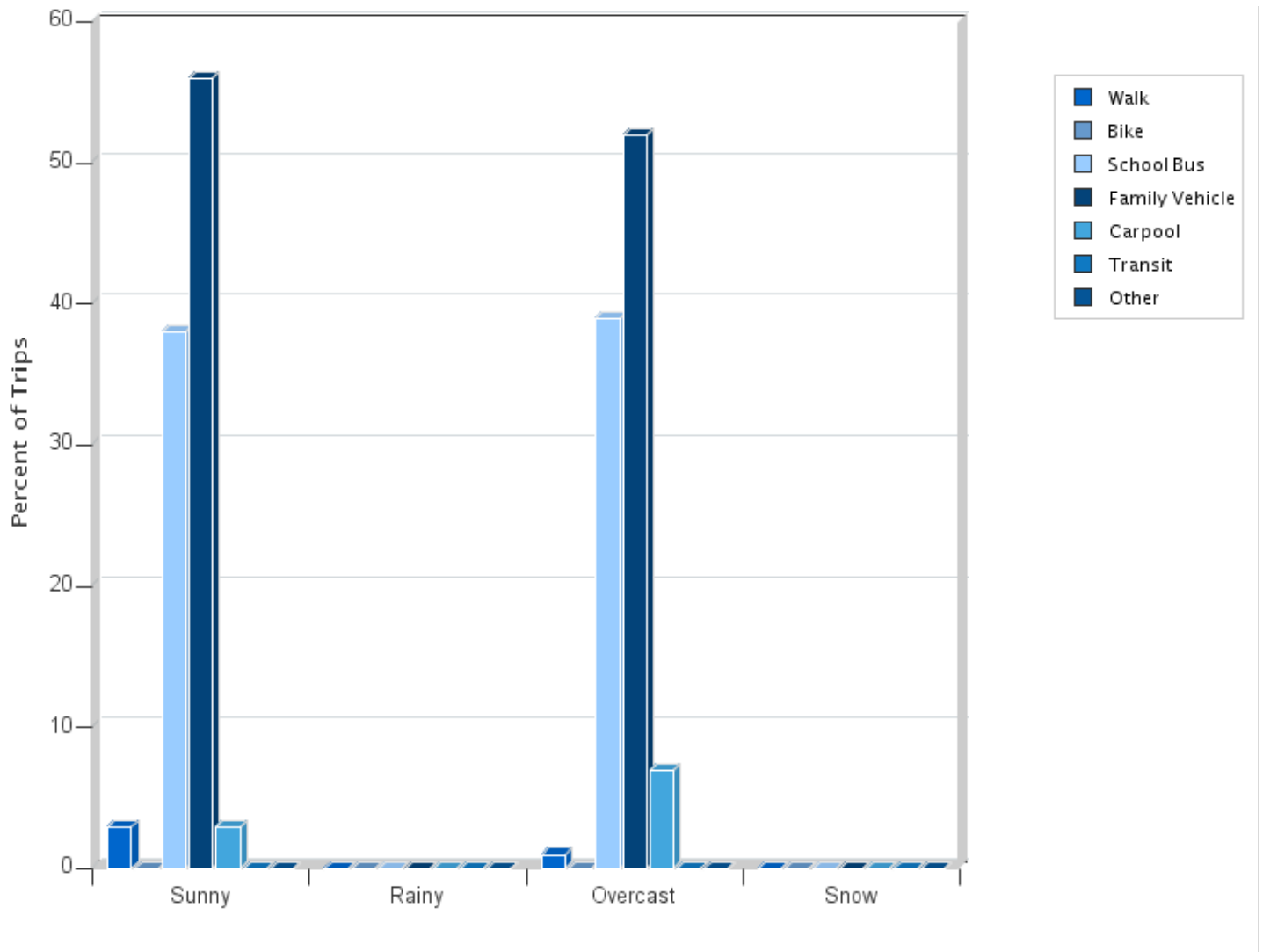


## Morning and Afternoon Travel Mode Comparison by Day

	Number of Trips	Walk	Bike	School Bus	Family Vehicle	Carpool	Transit	Other
Tuesday AM	230	3%	0%	44%	50%	3%	0%	0%
Tuesday PM	210	3%	0%	37%	54%	5%	0%	0%
Wednesday AM	216	3%	0%	44%	48%	5%	0%	0%
Wednesday PM	202	4%	1.0%	27%	67%	1%	0%	0%
Thursday AM	238	3%	0.4%	45%	51%	1%	0%	0%
Thursday PM	218	3%	0.5%	31%	56%	11%	0%	0%

Percentages may not total 100% due to rounding.

## Travel Mode by Weather Conditions



## Travel Mode by Weather Condition

Weather Condition	Number of Trips	Walk	Bike	School Bus	Family Vehicle	Carpool	Transit	Other
Sunny	958	3%	0.2%	38%	56%	3%	0%	0%
Rainy	0	0%	0%	0%	0%	0%	0%	0%
Overcast	193	1%	0%	39%	52%	7%	0%	0%
Snow	0	0%	0%	0%	0%	0%	0%	0%

Percentages may not total 100% due to rounding.