

# Student Travel Tally Report: One School in One Data Collection Period

**School Name:** Miller Creek

**Set ID:** 25721

**School Group:** Marin Safe Routes to Schools

**Month and Year Collected:** April 2018

**School Enrollment:** 675

**Date Report Generated:** 06/13/2018

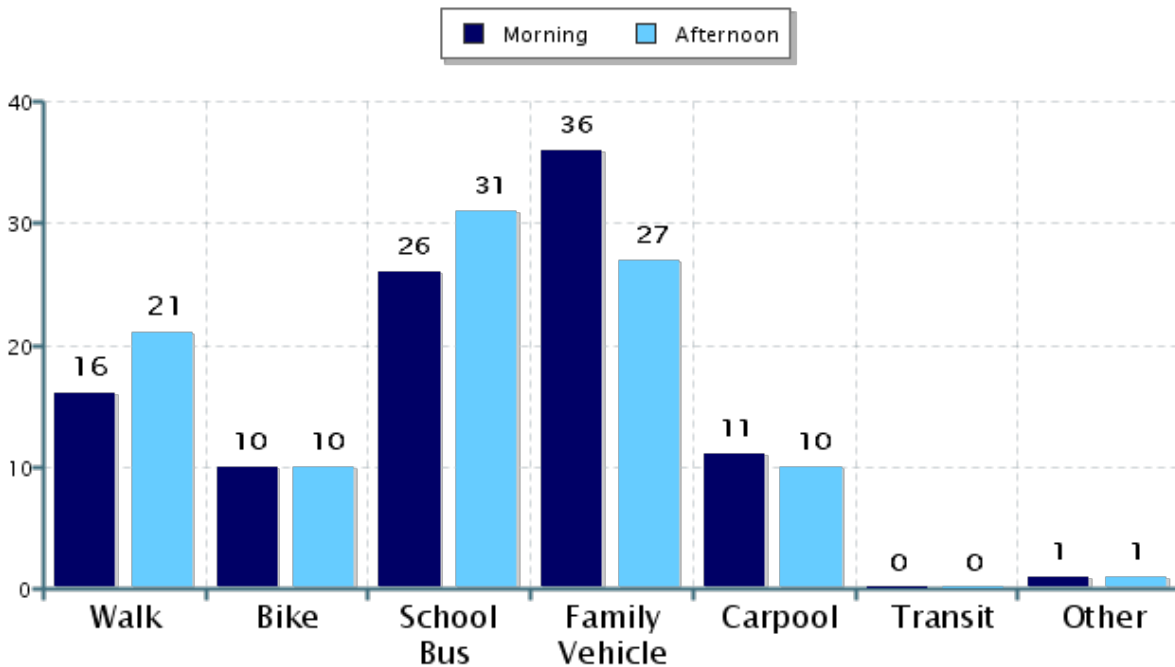
**% of Students reached by SRTS activities:** Don't Know

**Tags:**

**Number of Classrooms  
Included in Report:** 9

This report contains information from your school's classrooms about students' trip to and from school. The data used in this report were collected using the in-class Student Travel Tally questionnaire from the National Center for Safe Routes to School.

## Morning and Afternoon Travel Mode Comparison



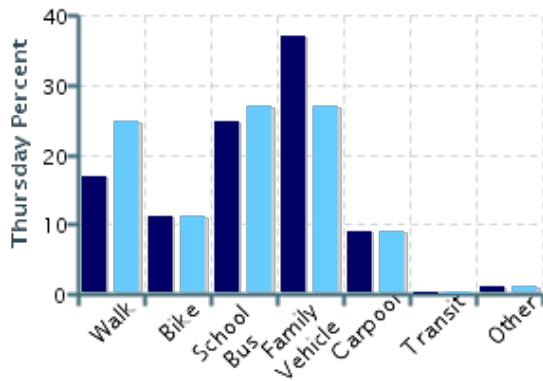
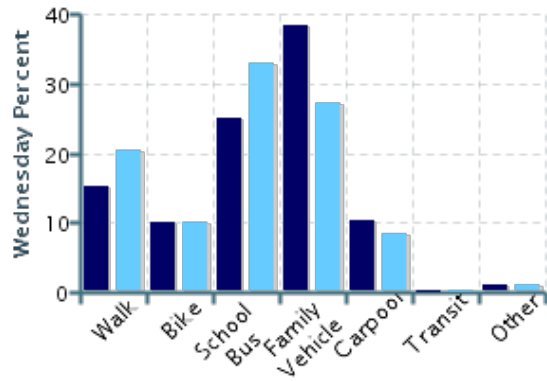
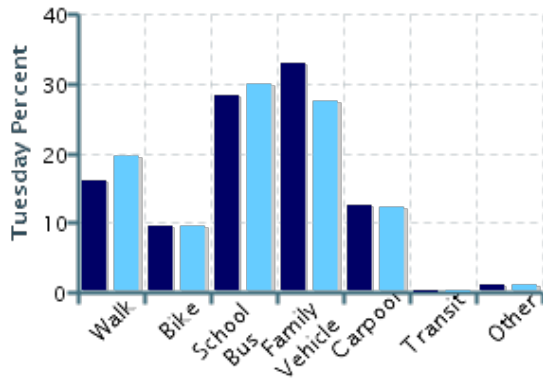
## Morning and Afternoon Travel Mode Comparison

	Number of Trips	Walk	Bike	School Bus	Family Vehicle	Carpool	Transit	Other
Morning	1265	16%	10%	26%	36%	11%	0%	1%
Afternoon	1259	21%	10%	31%	27%	10%	0%	1%

Percentages may not total 100% due to rounding.

## Morning and Afternoon Travel Mode Comparison by Day

■ Morning ■ Afternoon

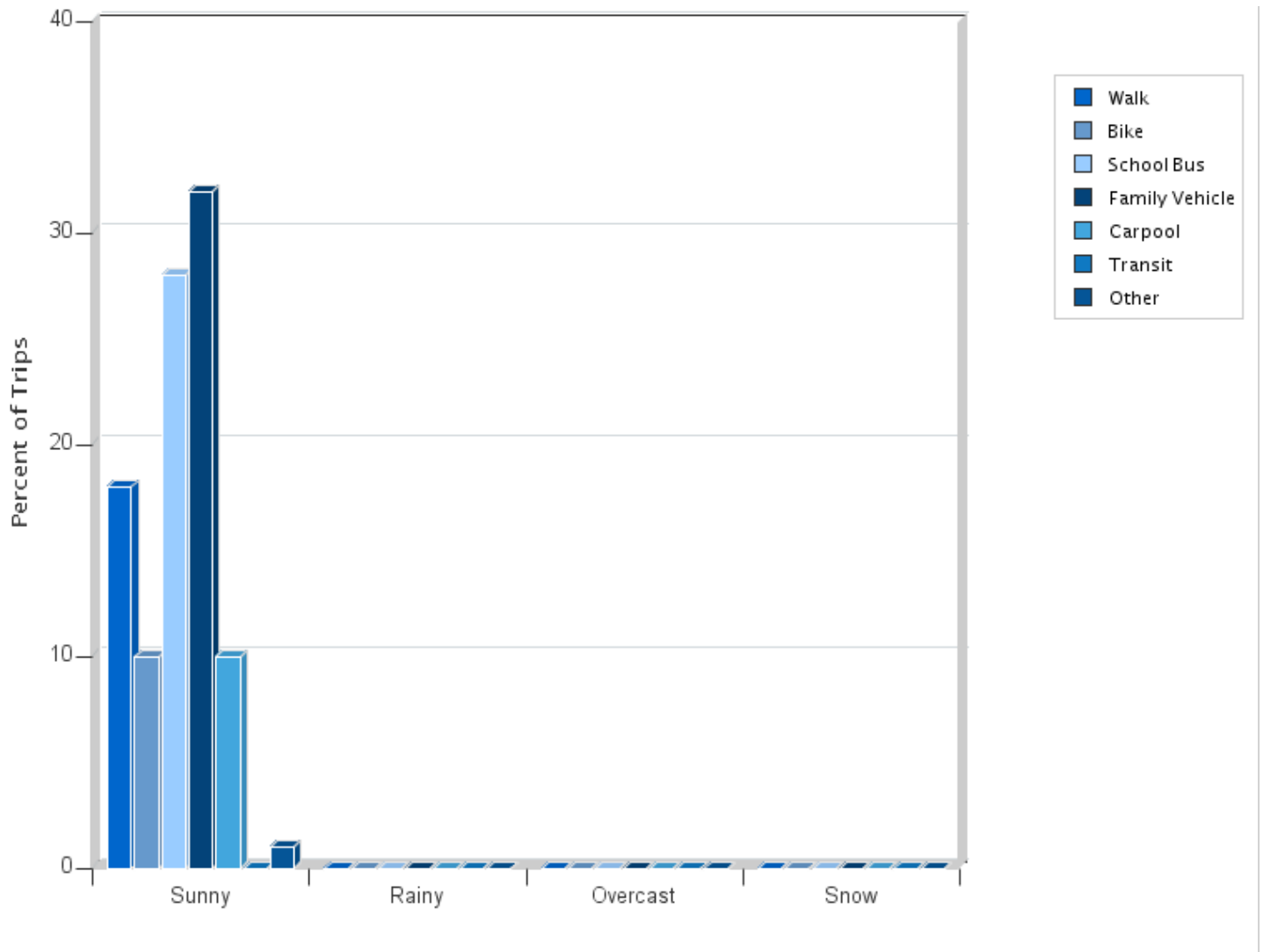


## Morning and Afternoon Travel Mode Comparison by Day

	Number of Trips	Walk	Bike	School Bus	Family Vehicle	Carpool	Transit	Other
Tuesday AM	496	16%	9%	28%	33%	13%	0%	1%
Tuesday PM	489	20%	10%	30%	27%	12%	0%	1%
Wednesday AM	502	15%	10%	25%	38%	10%	0%	1.0%
Wednesday PM	503	20%	10%	33%	27%	8%	0%	1.0%
Thursday AM	267	17%	11%	25%	37%	9%	0%	1%
Thursday PM	267	25%	11%	27%	27%	9%	0%	1%

Percentages may not total 100% due to rounding.

### Travel Mode by Weather Conditions



### Travel Mode by Weather Condition

Weather Condition	Number of Trips	Walk	Bike	School Bus	Family Vehicle	Carpool	Transit	Other
Sunny	2524	18%	10%	28%	32%	10%	0%	1%
Rainy	0	0%	0%	0%	0%	0%	0%	0%
Overcast	0	0%	0%	0%	0%	0%	0%	0%
Snow	0	0%	0%	0%	0%	0%	0%	0%

Percentages may not total 100% due to rounding.