

Student Travel Tally Report: One School in One Data Collection Period

School Name: Miller Creek

Set ID: 22599

School Group: Marin Safe Routes to Schools

Month and Year Collected: May 2017

School Enrollment: 675

Date Report Generated: 06/28/2017

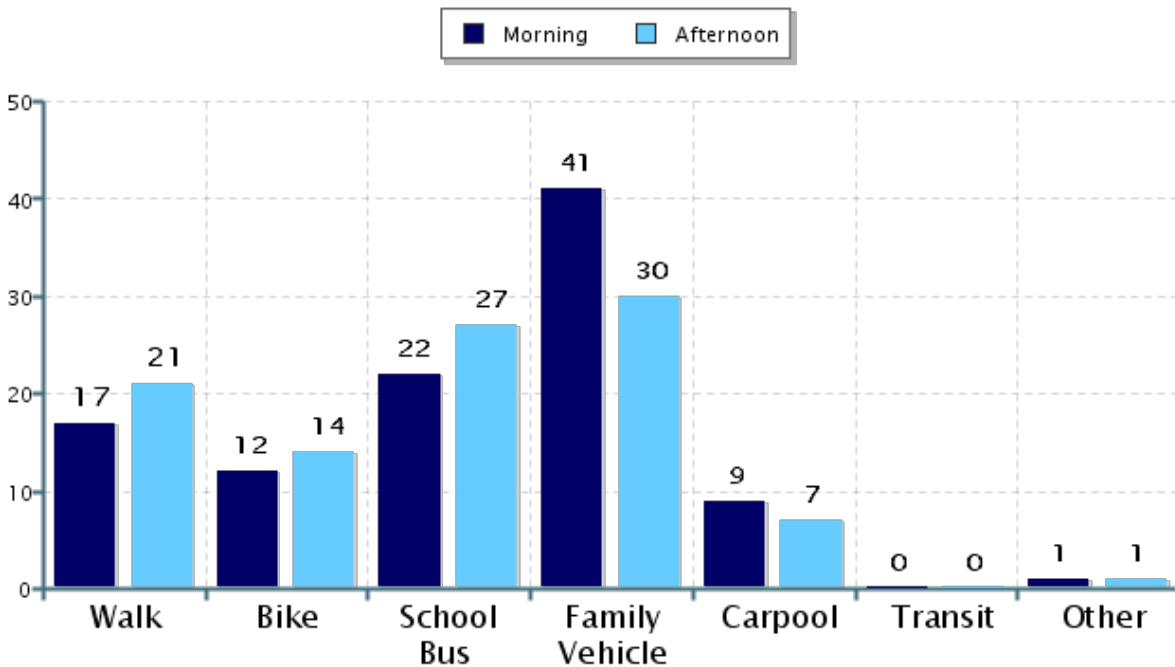
% of Students reached by SRTS activities: Don't Know

Tags:

**Number of Classrooms
Included in Report:** 12

This report contains information from your school's classrooms about students' trip to and from school. The data used in this report were collected using the in-class Student Travel Tally questionnaire from the National Center for Safe Routes to School.

Morning and Afternoon Travel Mode Comparison



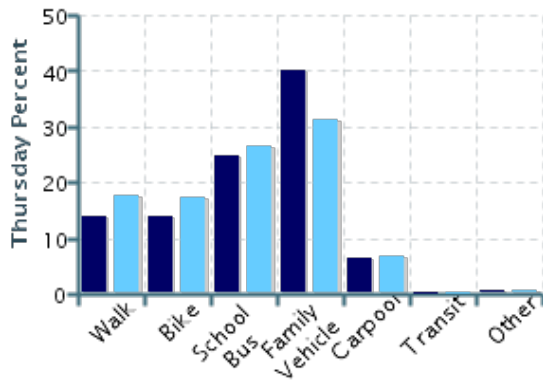
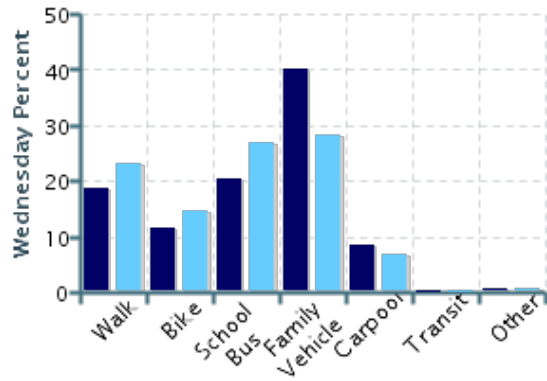
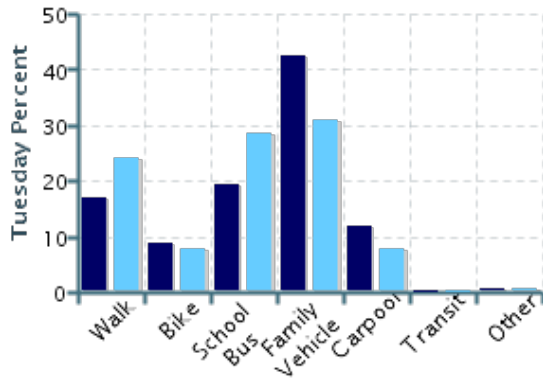
Morning and Afternoon Travel Mode Comparison

	Number of Trips	Walk	Bike	School Bus	Family Vehicle	Carpool	Transit	Other
Morning	1015	17%	12%	22%	41%	9%	0%	0.6%
Afternoon	1020	21%	14%	27%	30%	7%	0%	0.6%

Percentages may not total 100% due to rounding.

Morning and Afternoon Travel Mode Comparison by Day

■ Morning ■ Afternoon

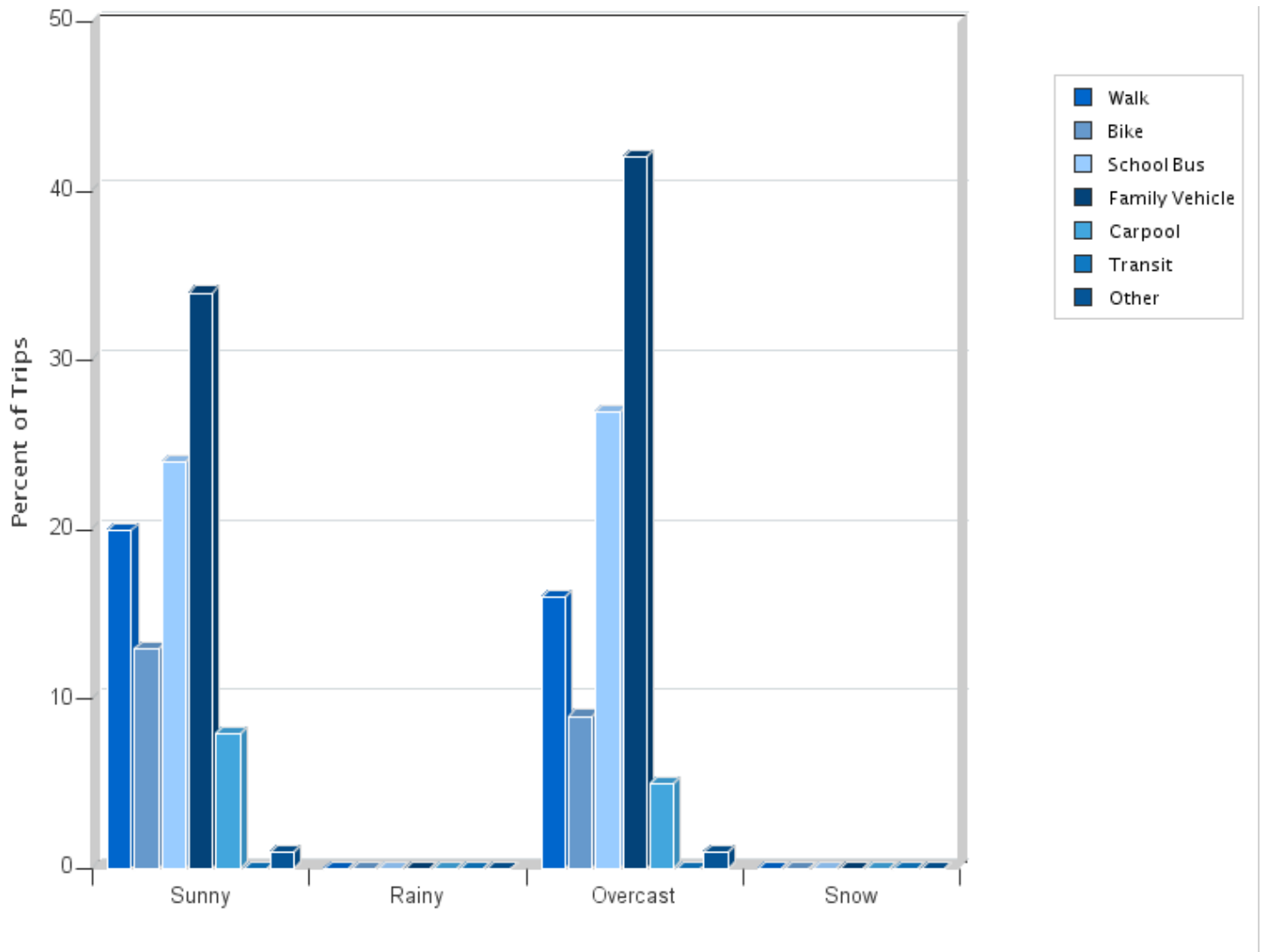


Morning and Afternoon Travel Mode Comparison by Day

	Number of Trips	Walk	Bike	School Bus	Family Vehicle	Carpool	Transit	Other
Tuesday AM	217	17%	9%	19%	42%	12%	0%	0.5%
Tuesday PM	216	24%	8%	29%	31%	8%	0%	0.5%
Wednesday AM	462	19%	12%	20%	40%	8%	0%	0.6%
Wednesday PM	468	23%	15%	27%	28%	7%	0%	0.6%
Thursday AM	336	14%	14%	25%	40%	7%	0%	0.6%
Thursday PM	336	18%	17%	26%	31%	7%	0%	0.6%

Percentages may not total 100% due to rounding.

Travel Mode by Weather Conditions



Travel Mode by Weather Condition

Weather Condition	Number of Trips	Walk	Bike	School Bus	Family Vehicle	Carpool	Transit	Other
Sunny	1805	20%	13%	24%	34%	8%	0%	0.6%
Rainy	0	0%	0%	0%	0%	0%	0%	0%
Overcast	230	16%	9%	27%	42%	5%	0%	0.9%
Snow	0	0%	0%	0%	0%	0%	0%	0%

Percentages may not total 100% due to rounding.