

# Student Travel Tally Report: One School in One Data Collection Period

**School Name:** Miller Creek

**Set ID:** 26551

**School Group:** Marin Safe Routes to Schools

**Month and Year Collected:** September 2018

**School Enrollment:** 675

**Date Report Generated:** 11/16/2018

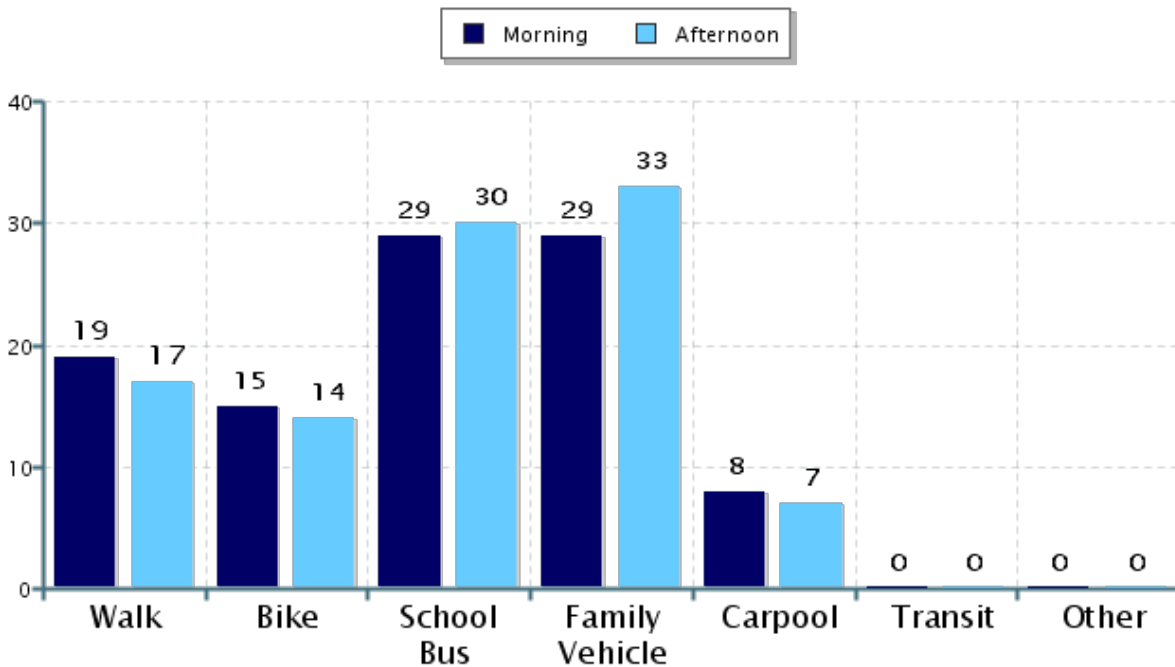
**% of Students reached by SRTS activities:** Don't Know

**Tags:**

**Number of Classrooms  
Included in Report:** 2

This report contains information from your school's classrooms about students' trip to and from school. The data used in this report were collected using the in-class Student Travel Tally questionnaire from the National Center for Safe Routes to School.

## Morning and Afternoon Travel Mode Comparison



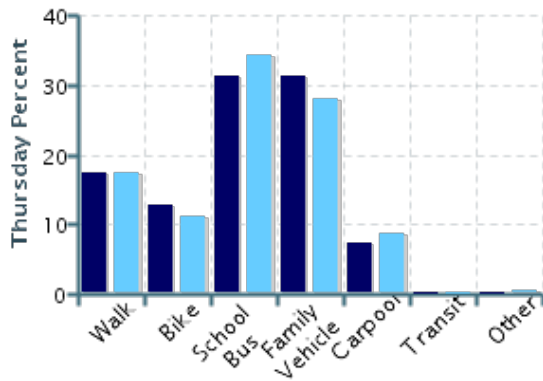
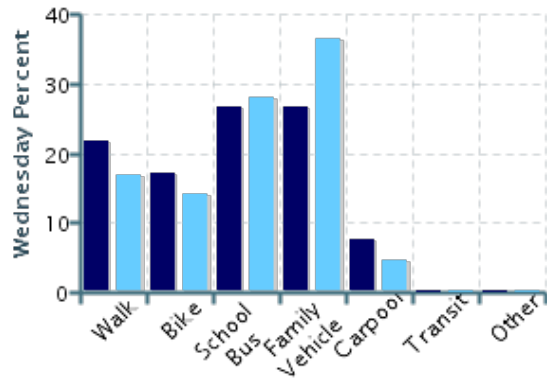
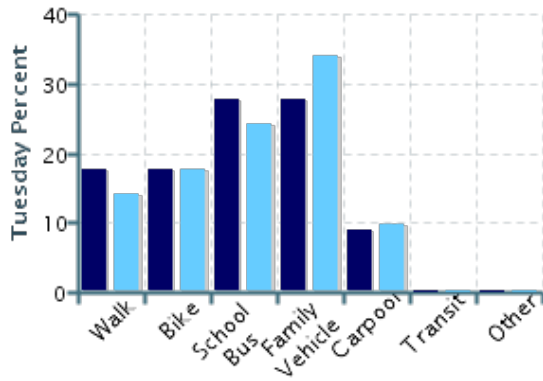
## Morning and Afternoon Travel Mode Comparison

	Number of Trips	Walk	Bike	School Bus	Family Vehicle	Carpool	Transit	Other
Morning	447	19%	15%	29%	29%	8%	0%	0%
Afternoon	406	17%	14%	30%	33%	7%	0%	0.2%

Percentages may not total 100% due to rounding.

## Morning and Afternoon Travel Mode Comparison by Day

■ Morning      ■ Afternoon

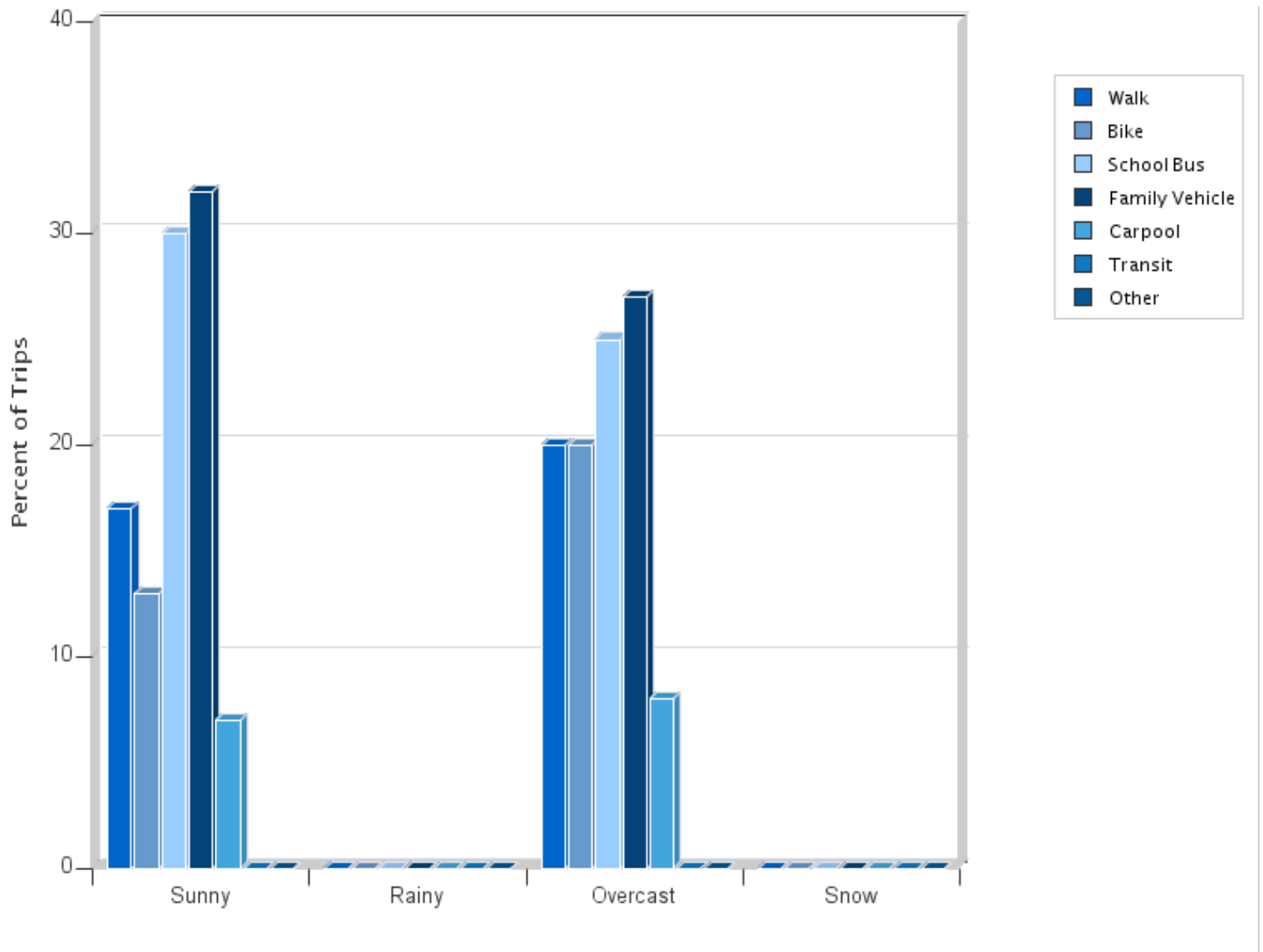


## Morning and Afternoon Travel Mode Comparison by Day

	Number of Trips	Walk	Bike	School Bus	Family Vehicle	Carpool	Transit	Other
Tuesday AM	101	18%	18%	28%	28%	9%	0%	0%
Tuesday PM	91	14%	18%	24%	34%	10%	0%	0%
Wednesday AM	157	22%	17%	27%	27%	8%	0%	0%
Wednesday PM	154	17%	14%	28%	36%	5%	0%	0%
Thursday AM	189	17%	13%	31%	31%	7%	0%	0%
Thursday PM	161	17%	11%	34%	28%	9%	0%	0.6%

Percentages may not total 100% due to rounding.

## Travel Mode by Weather Conditions



## Travel Mode by Weather Condition

Weather Condition	Number of Trips	Walk	Bike	School Bus	Family Vehicle	Carpool	Transit	Other
Sunny	674	17%	13%	30%	32%	7%	0%	0.1%
Rainy	0	0%	0%	0%	0%	0%	0%	0%
Overcast	179	20%	20%	25%	27%	8%	0%	0%
Snow	0	0%	0%	0%	0%	0%	0%	0%

Percentages may not total 100% due to rounding.