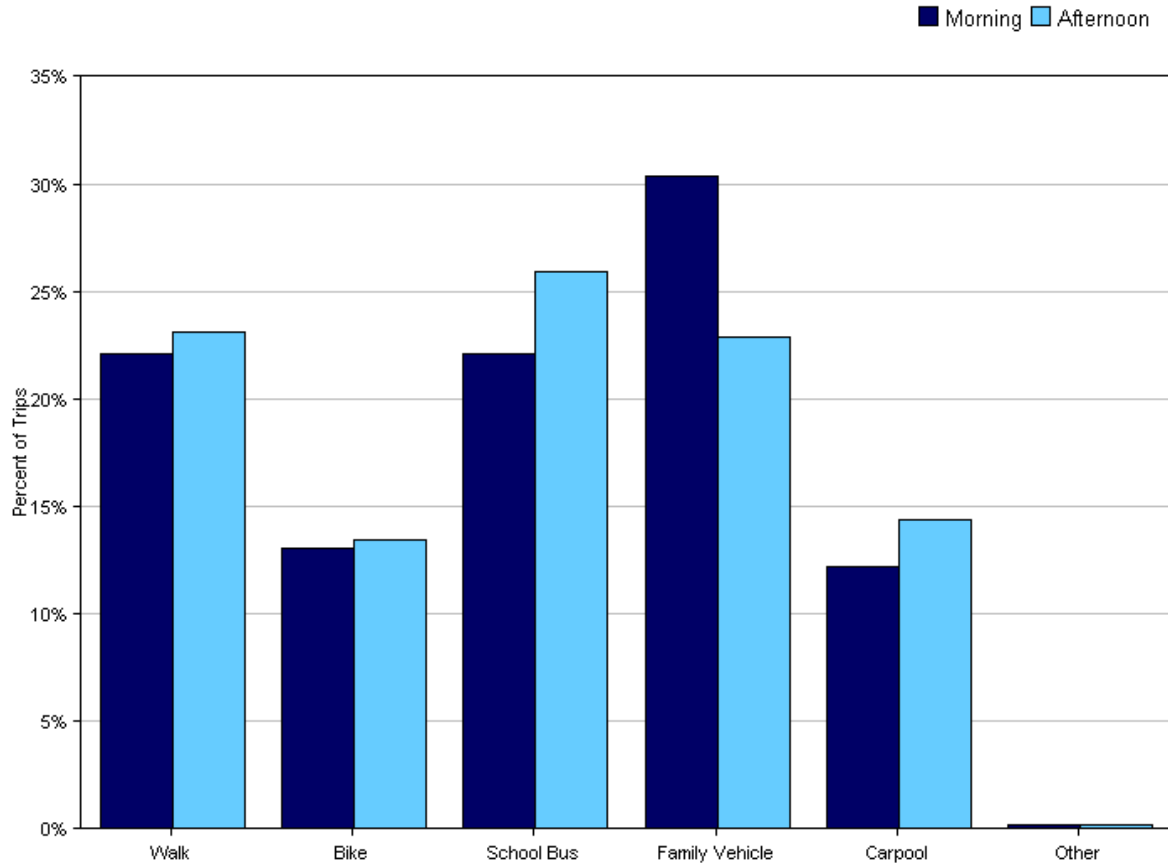


Tally Report

Program Name:	Safe Routes to School	Month and Year Collected:	September 2010
School Name:	Miller Creek	Set ID:	5119
School Enrollment:	679	Date Report Generated:	12/09/2010
Enrollment within Grades Targeted by SRTS Program:	679	Number of Classrooms Included in Report:	23
Number of Classrooms in School:	85		

Morning and Afternoon Travel Mode Comparison

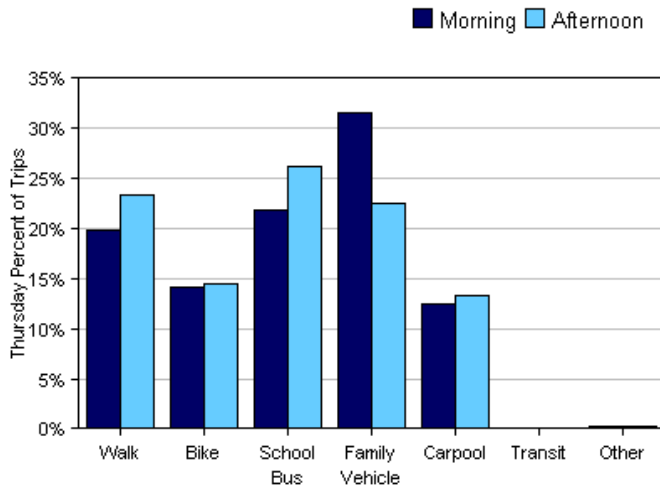
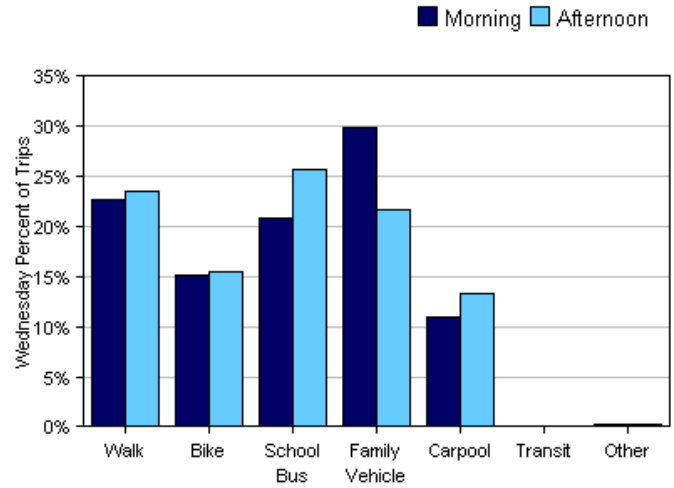
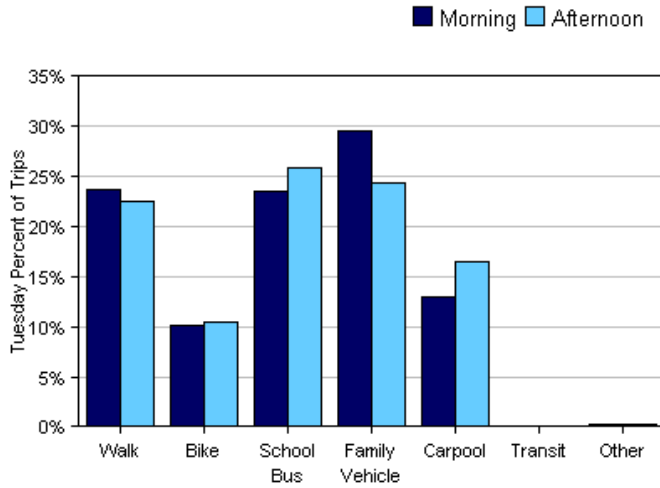


Morning and Afternoon Travel Mode Comparison

	Number of Trips	Walk	Bike	School Bus	Family Vehicle	Carpool	Transit	Other
Morning	1688	22%	13%	22%	30%	12%	0%	0.2%
Afternoon	1651	23%	13%	26%	23%	14%	0%	0.2%

Percentages may not total 100% due to rounding.

Morning and Afternoon Travel Mode Comparison by Day

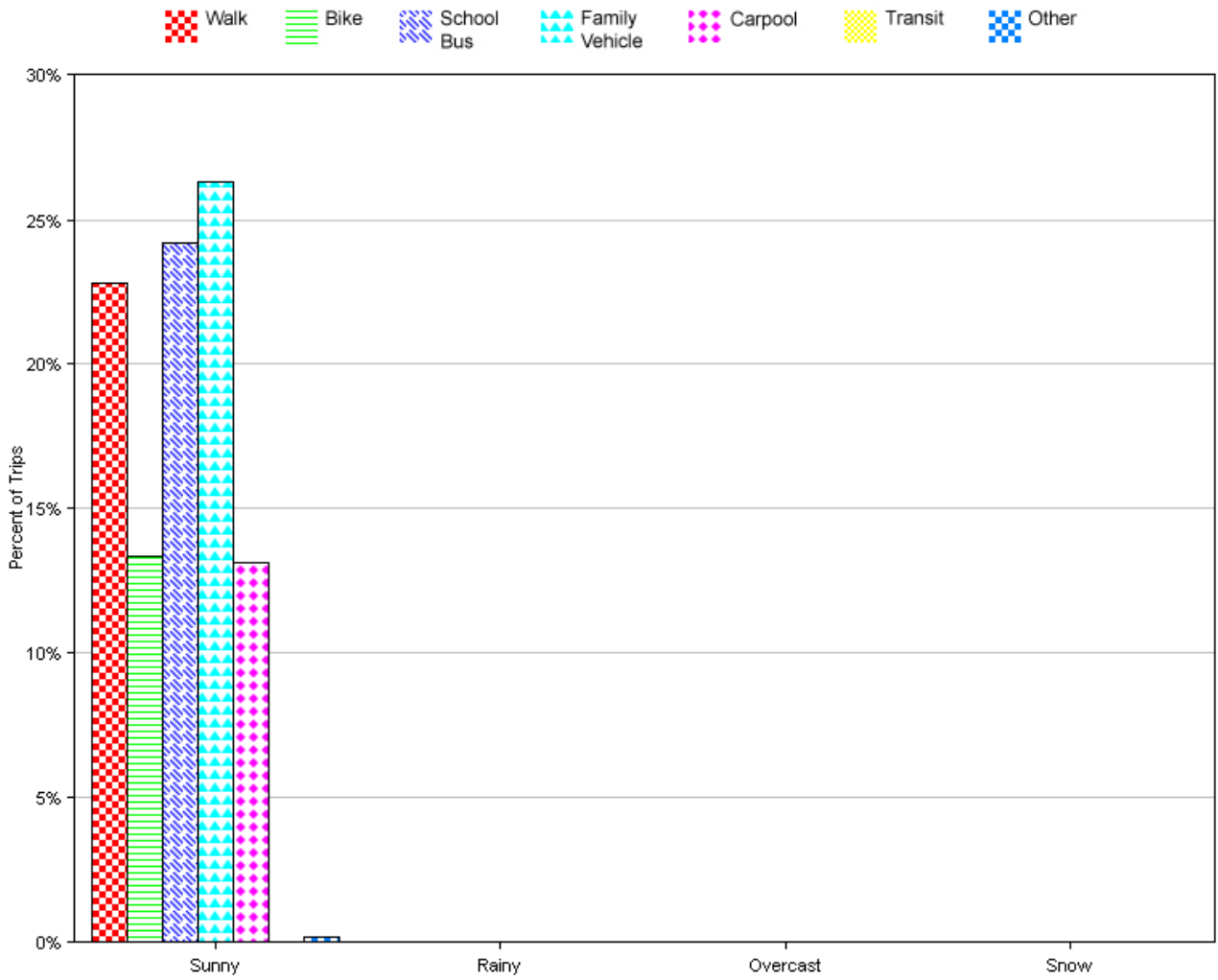


Morning and Afternoon Travel Mode Comparison by Day

	Number of Trips	Walk	Bike	School Bus	Family Vehicle	Carpool	Transit	Other
Tuesday AM	584	24%	10%	23%	30%	13%	0%	0.2%
Tuesday PM	571	23%	11%	26%	24%	16%	0%	0.2%
Wednesday AM	545	23%	15%	21%	30%	11%	0%	0.2%
Wednesday PM	533	23%	16%	26%	22%	13%	0%	0.2%
Thursday AM	559	20%	14%	22%	31%	13%	0%	0.2%
Thursday PM	547	23%	14%	26%	22%	13%	0%	0.2%

Percentages may not total 100% due to rounding.

Travel Mode by Weather Conditions



Travel Mode by Weather Condition

Weather Condition	Number of Trips	Walk	Bike	School Bus	Family Vehicle	Carpool	Transit	Other
Sunny	2985	23%	13%	24%	26%	13%	0%	0.2%
Rainy	0	0%	0%	0%	0%	0%	0%	0%
Overcast	0	0%	0%	0%	0%	0%	0%	0%
Snow	0	0%	0%	0%	0%	0%	0%	0%

Percentages may not total 100% due to rounding.