

# Student Travel Tally Report: One School in One Data Collection Period

**School Name:** Mark Day School

**Set ID:** 25154

**School Group:** Marin Safe Routes to Schools

**Month and Year Collected:** May 2018

**School Enrollment:** 380

**Date Report Generated:** 06/13/2018

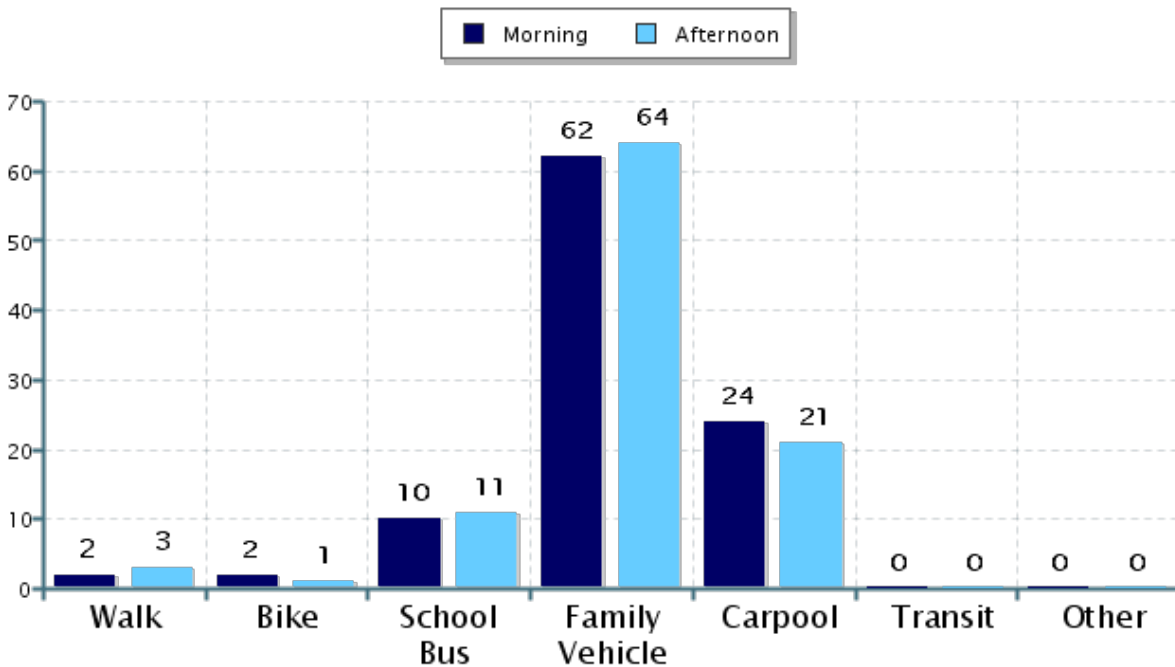
**% of Students reached by SRTS activities:** Don't Know

**Tags:**

**Number of Classrooms  
Included in Report:** 17

This report contains information from your school's classrooms about students' trip to and from school. The data used in this report were collected using the in-class Student Travel Tally questionnaire from the National Center for Safe Routes to School.

## Morning and Afternoon Travel Mode Comparison



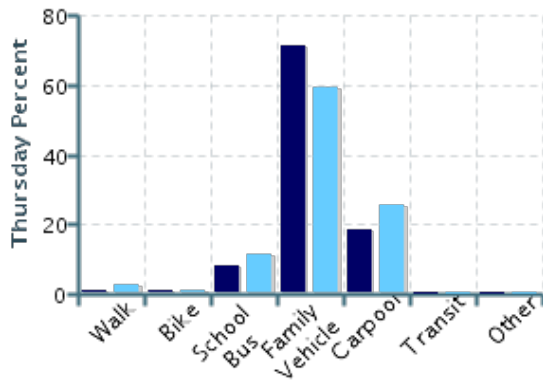
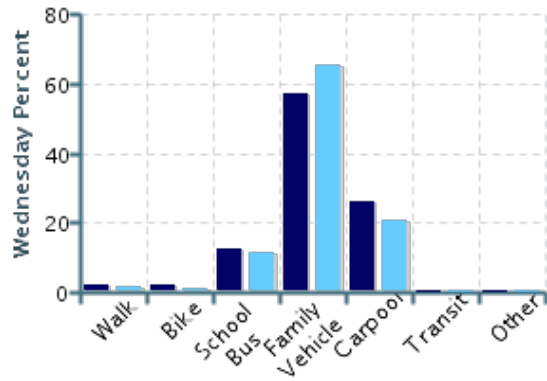
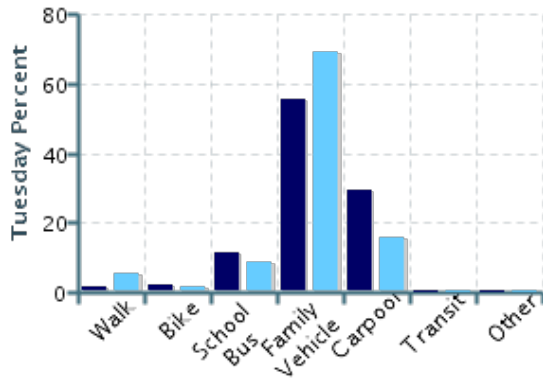
## Morning and Afternoon Travel Mode Comparison

	Number of Trips	Walk	Bike	School Bus	Family Vehicle	Carpool	Transit	Other
Morning	722	2%	2%	10%	62%	24%	0%	0%
Afternoon	608	3%	1%	11%	64%	21%	0%	0%

Percentages may not total 100% due to rounding.

## Morning and Afternoon Travel Mode Comparison by Day

■ Morning      ■ Afternoon

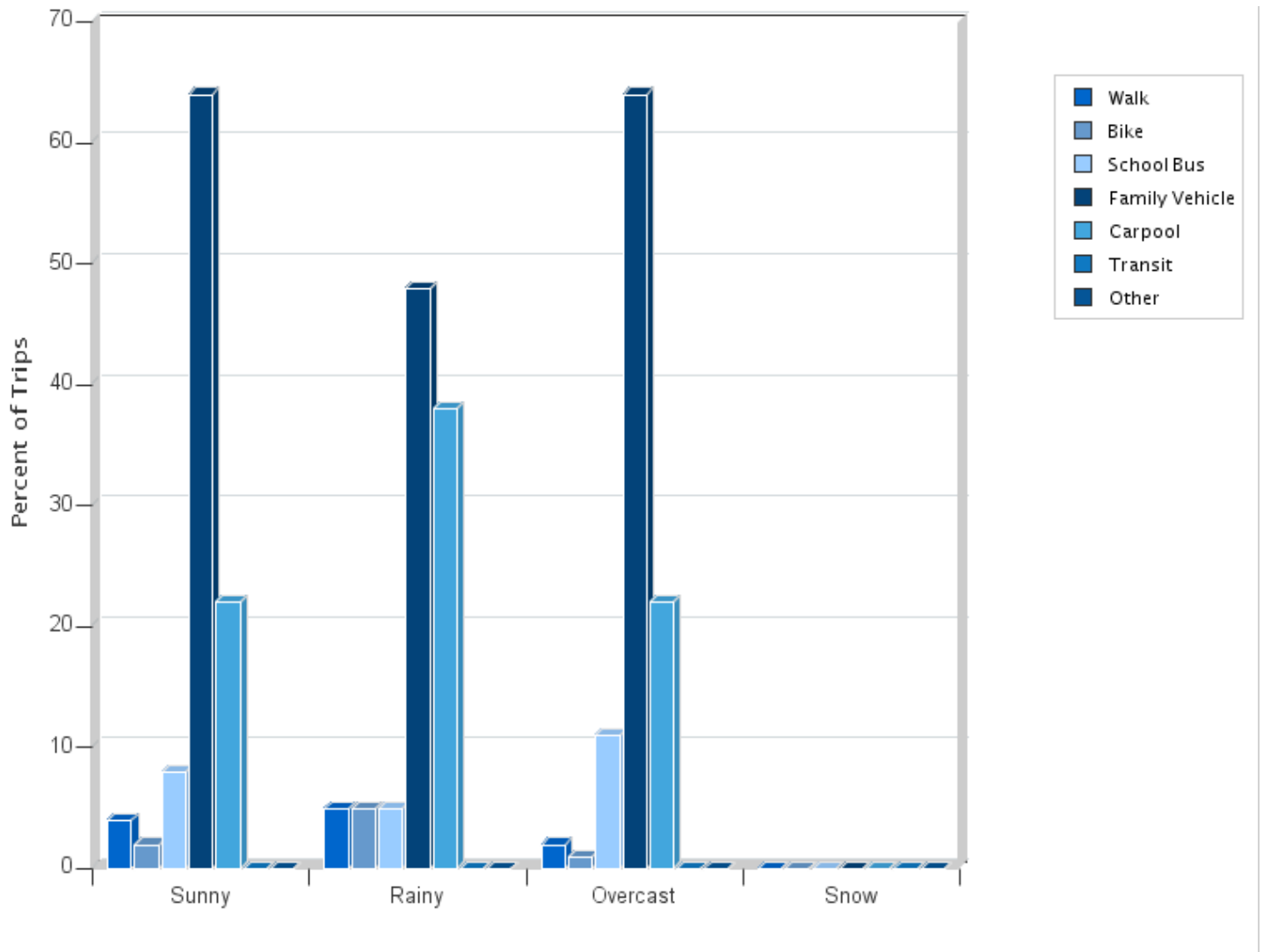


## Morning and Afternoon Travel Mode Comparison by Day

	Number of Trips	Walk	Bike	School Bus	Family Vehicle	Carpool	Transit	Other
Tuesday AM	206	1%	2%	11%	55%	30%	0%	0%
Tuesday PM	193	5%	2%	9%	69%	16%	0%	0%
Wednesday AM	216	2%	2%	13%	57%	26%	0%	0%
Wednesday PM	214	2%	0.9%	11%	65%	21%	0%	0%
Thursday AM	300	1%	0.7%	8%	71%	18%	0%	0%
Thursday PM	201	3%	1.0%	11%	59%	25%	0%	0%

Percentages may not total 100% due to rounding.

## Travel Mode by Weather Conditions



## Travel Mode by Weather Condition

Weather Condition	Number of Trips	Walk	Bike	School Bus	Family Vehicle	Carpool	Transit	Other
Sunny	368	4%	2%	8%	64%	22%	0%	0%
Rainy	21	5%	5%	5%	48%	38%	0%	0%
Overcast	941	2%	1%	11%	64%	22%	0%	0%
Snow	0	0%	0%	0%	0%	0%	0%	0%

Percentages may not total 100% due to rounding.