

# Student Travel Tally Report: One School in One Data Collection Period

**School Name:** Mark Day School

**Set ID:** 26548

**School Group:** Marin Safe Routes to Schools

**Month and Year Collected:** September 2018

**School Enrollment:** 380

**Date Report Generated:** 11/16/2018

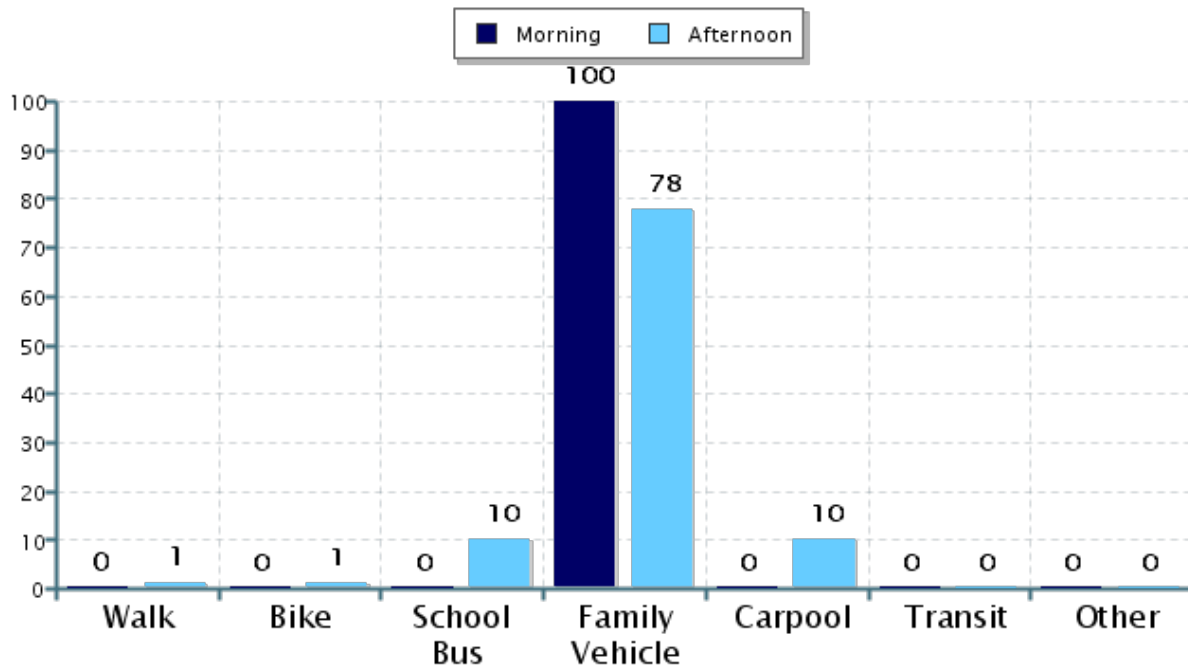
**% of Students reached by SRTS activities:** Don't Know

**Tags:**

**Number of Classrooms  
Included in Report:** 16

This report contains information from your school's classrooms about students' trip to and from school. The data used in this report were collected using the in-class Student Travel Tally questionnaire from the National Center for Safe Routes to School.

## Morning and Afternoon Travel Mode Comparison



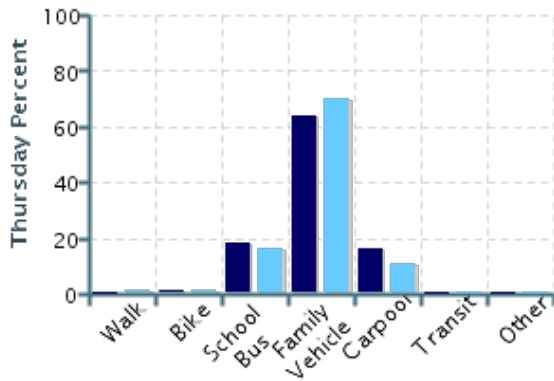
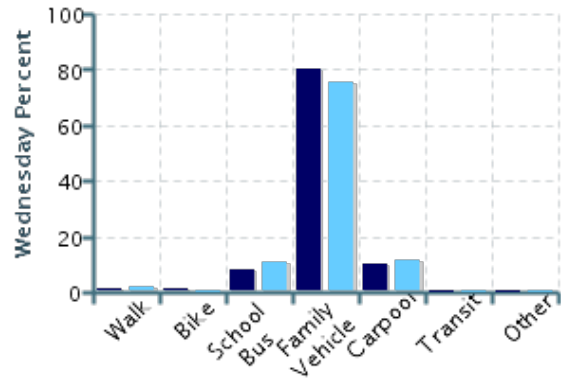
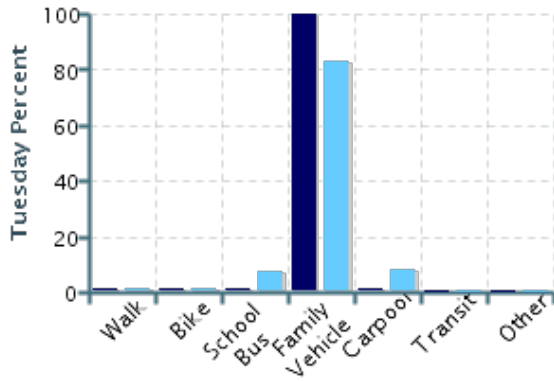
## Morning and Afternoon Travel Mode Comparison

	Number of Trips	Walk	Bike	School Bus	Family Vehicle	Carpool	Transit	Other
Morning	43715	0.0%	0.0%	0.2%	100%	0.2%	0%	0%
Afternoon	575	1%	0.5%	10%	78%	10%	0%	0%

Percentages may not total 100% due to rounding.

## Morning and Afternoon Travel Mode Comparison by Day

■ Morning      ■ Afternoon

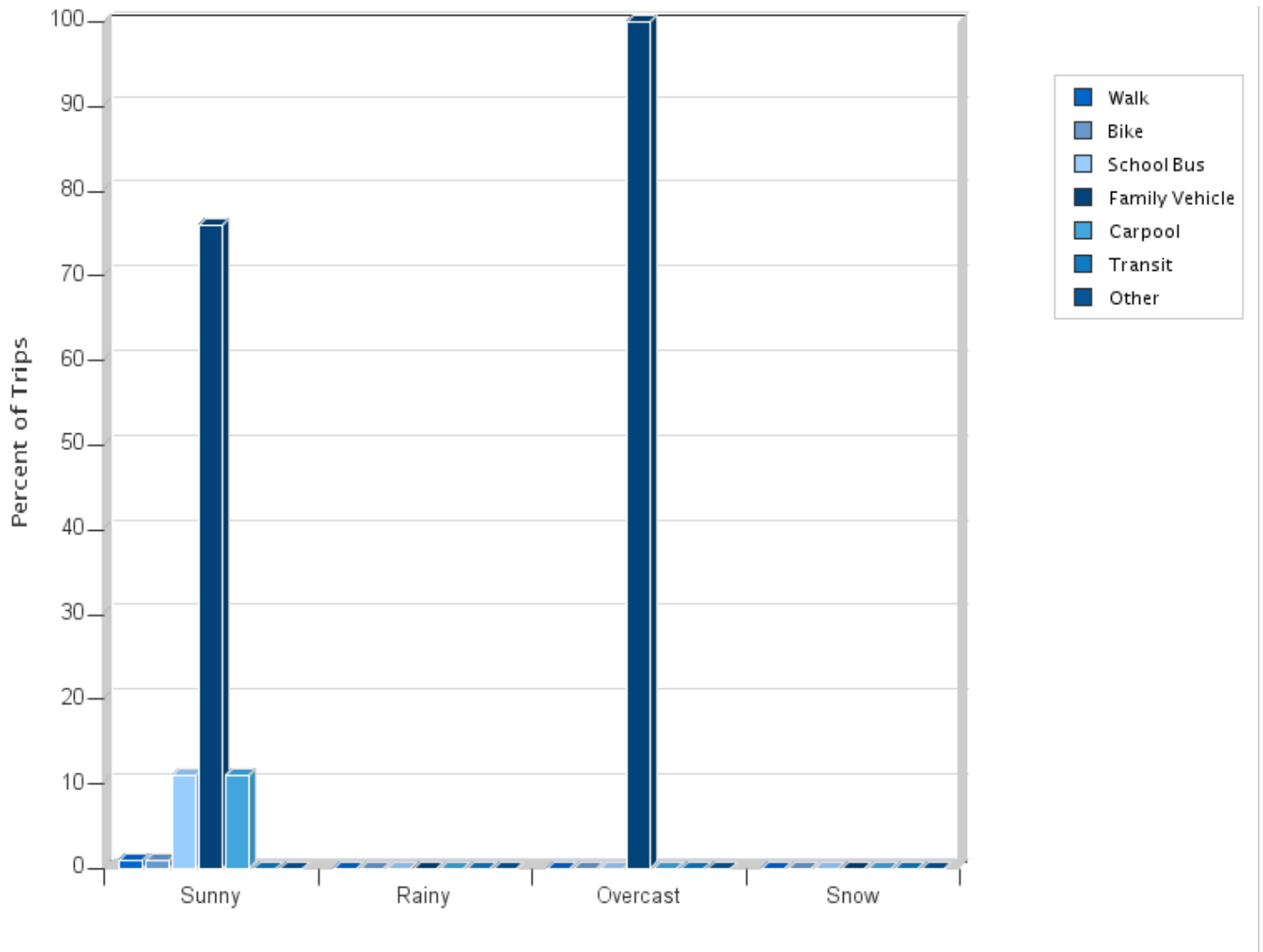


## Morning and Afternoon Travel Mode Comparison by Day

	Number of Trips	Walk	Bike	School Bus	Family Vehicle	Carpool	Transit	Other
Tuesday AM	43287	0.0%	0.0%	0.1%	100%	0.1%	0%	0%
Tuesday PM	277	1%	0.7%	7%	83%	8%	0%	0%
Wednesday AM	305	0.7%	0.3%	8%	80%	10%	0%	0%
Wednesday PM	173	2%	0%	11%	76%	12%	0%	0%
Thursday AM	123	0%	0.8%	19%	64%	16%	0%	0%
Thursday PM	125	2%	0.8%	16%	70%	11%	0%	0%

Percentages may not total 100% due to rounding.

### Travel Mode by Weather Conditions



### Travel Mode by Weather Condition

Weather Condition	Number of Trips	Walk	Bike	School Bus	Family Vehicle	Carpool	Transit	Other
Sunny	1113	1.0%	0.5%	11%	76%	11%	0%	0%
Rainy	0	0%	0%	0%	0%	0%	0%	0%
Overcast	43177	0.0%	0.0%	0.0%	100%	0.0%	0%	0%
Snow	0	0%	0%	0%	0%	0%	0%	0%

Percentages may not total 100% due to rounding.