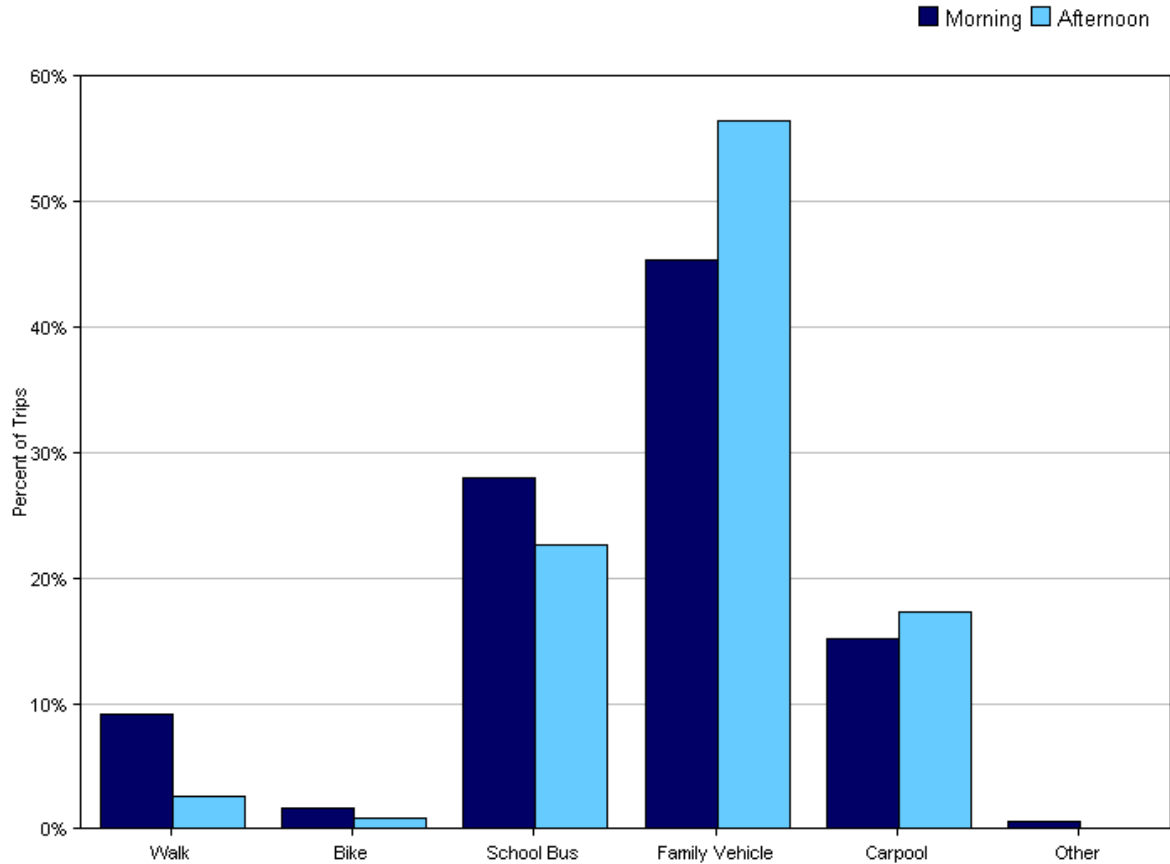


## Tally Report

<b>Program Name:</b>	Safe Routes to School	<b>Month and Year Collected:</b>	May 2011
<b>School Name:</b>	Marin Horizon	<b>Set ID:</b>	6778
<b>School Enrollment:</b>	388	<b>Date Report Generated:</b>	06/13/2011
<b>Enrollment within Grades Targeted by SRTS Program:</b>	Don't Know	<b>Number of Classrooms Included in Report:</b>	5
<b>Number of Classrooms in School:</b>	15		

### Morning and Afternoon Travel Mode Comparison

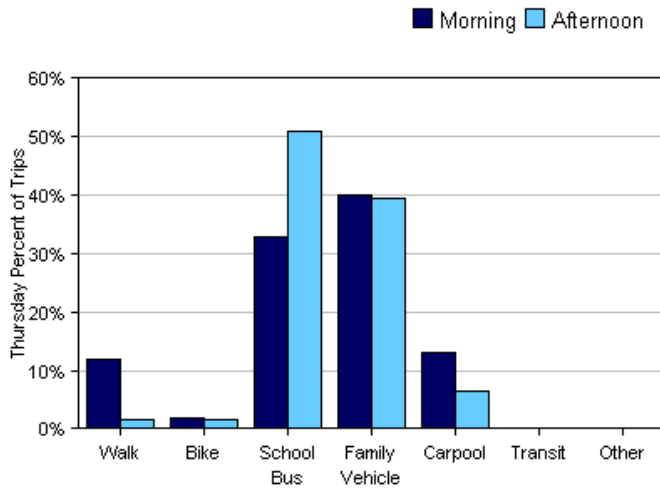
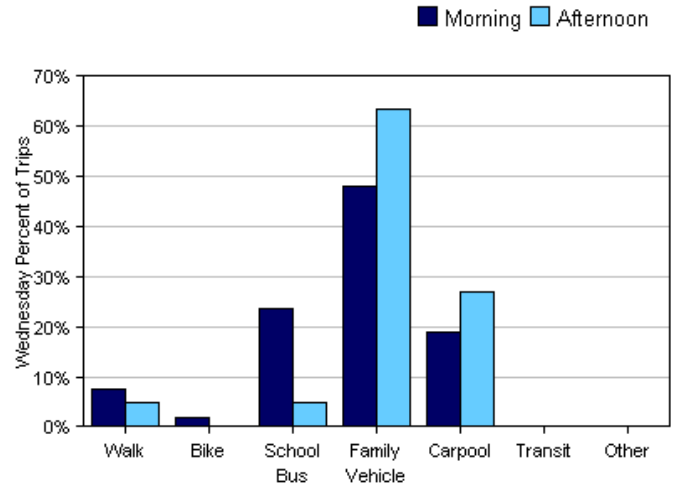
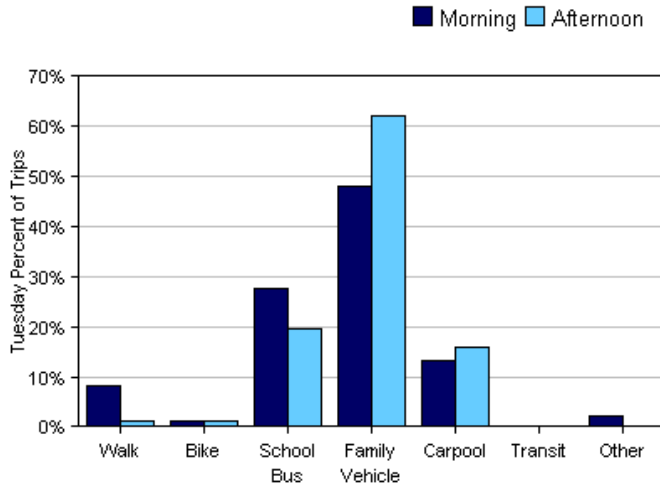


### Morning and Afternoon Travel Mode Comparison

	Number of Trips	Walk	Bike	School Bus	Family Vehicle	Carpool	Transit	Other
Morning	304	9%	2%	28%	45%	15%	0%	0.7%
Afternoon	225	3%	0.9%	23%	56%	17%	0%	0%

Percentages may not total 100% due to rounding.

### Morning and Afternoon Travel Mode Comparison by Day

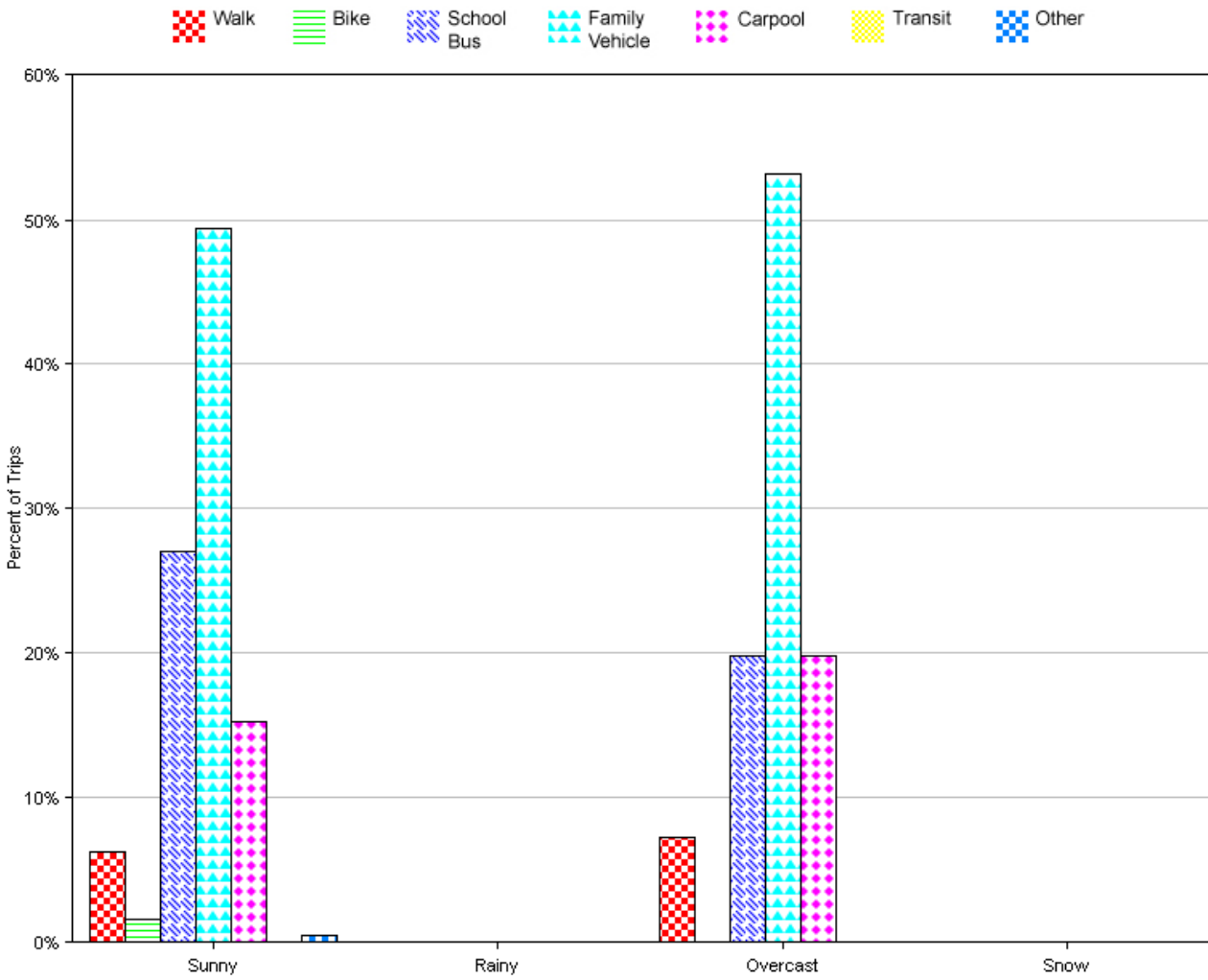


### Morning and Afternoon Travel Mode Comparison by Day

	Number of Trips	Walk	Bike	School Bus	Family Vehicle	Carpool	Transit	Other
Tuesday AM	98	8%	1%	28%	48%	13%	0%	2%
Tuesday PM	82	1%	1%	20%	62%	16%	0%	0%
Wednesday AM	106	8%	2%	24%	48%	19%	0%	0%
Wednesday PM	82	5%	0%	5%	63%	27%	0%	0%
Thursday AM	100	12%	2%	33%	40%	13%	0%	0%
Thursday PM	61	2%	2%	51%	39%	7%	0%	0%

Percentages may not total 100% due to rounding.

### Travel Mode by Weather Conditions



### Travel Mode by Weather Condition

Weather Condition	Number of Trips	Walk	Bike	School Bus	Family Vehicle	Carpool	Transit	Other
Sunny	433	6%	2%	27%	49%	15%	0%	0.5%
Rainy	0	0%	0%	0%	0%	0%	0%	0%
Overcast	96	7%	0%	20%	53%	20%	0%	0%
Snow	0	0%	0%	0%	0%	0%	0%	0%

Percentages may not total 100% due to rounding.