

Student Travel Tally Report: One School in One Data Collection Period

School Name: Marin Primary Middle School

Set ID: 26547

School Group: Marin Safe Routes to Schools

Month and Year Collected: September 2018

School Enrollment: 355

Date Report Generated: 11/16/2018

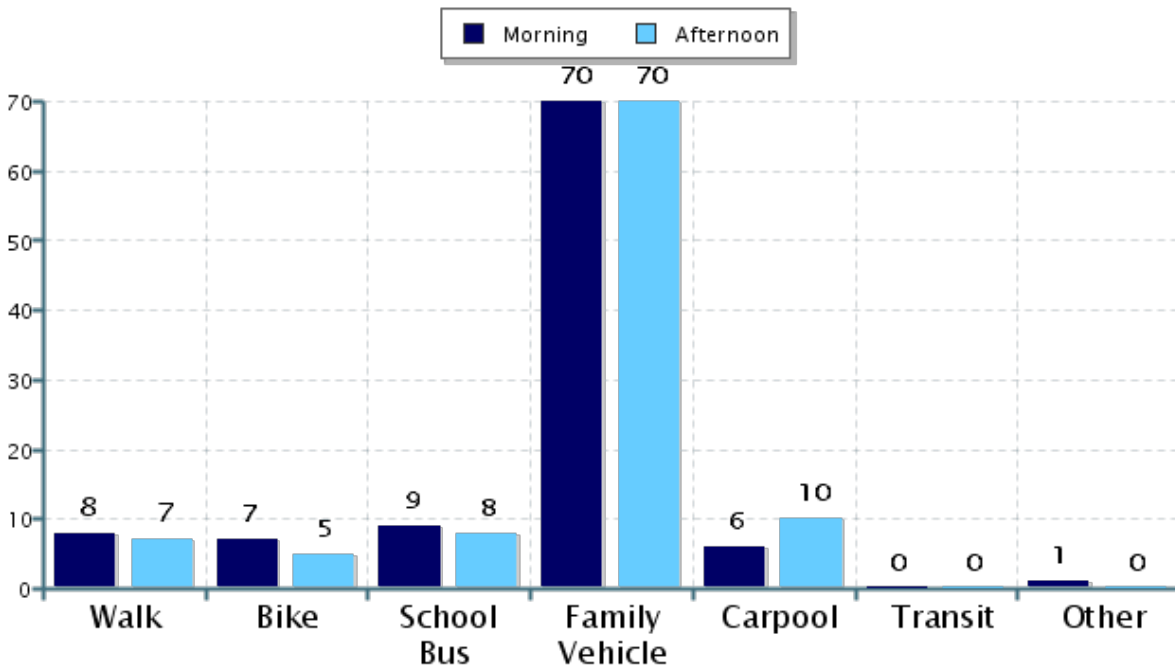
% of Students reached by SRTS activities: Don't Know

Tags:

**Number of Classrooms
Included in Report:** 16

This report contains information from your school's classrooms about students' trip to and from school. The data used in this report were collected using the in-class Student Travel Tally questionnaire from the National Center for Safe Routes to School.

Morning and Afternoon Travel Mode Comparison



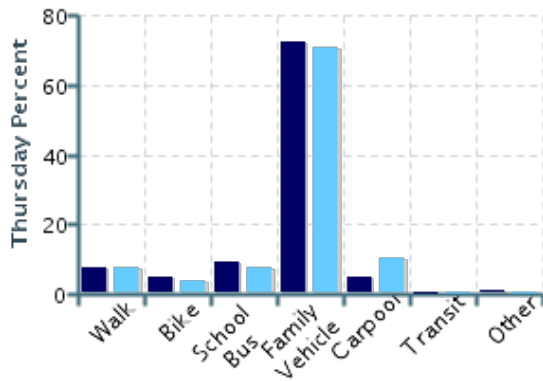
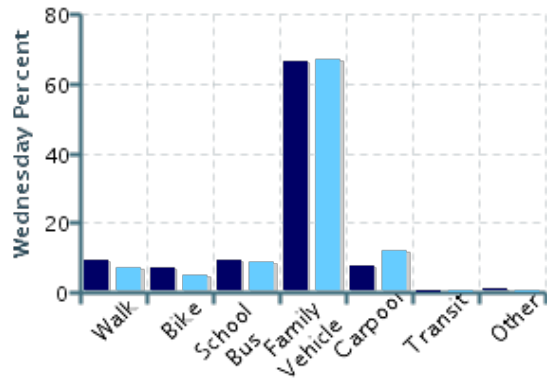
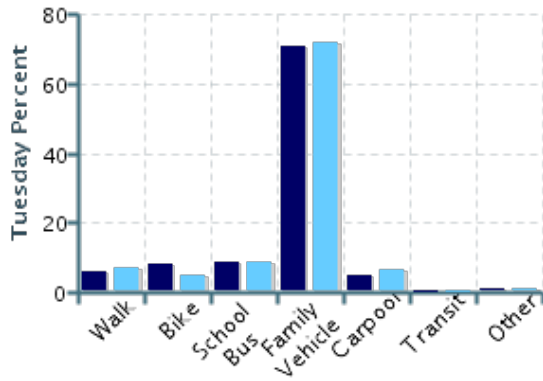
Morning and Afternoon Travel Mode Comparison

| | Number of Trips | Walk | Bike | School Bus | Family Vehicle | Carpool | Transit | Other |
|-----------|-----------------|------|------|------------|----------------|---------|---------|-------|
| Morning | 518 | 8% | 7% | 9% | 70% | 6% | 0% | 1.0% |
| Afternoon | 441 | 7% | 5% | 8% | 70% | 10% | 0% | 0.2% |

Percentages may not total 100% due to rounding.

Morning and Afternoon Travel Mode Comparison by Day

■ Morning ■ Afternoon

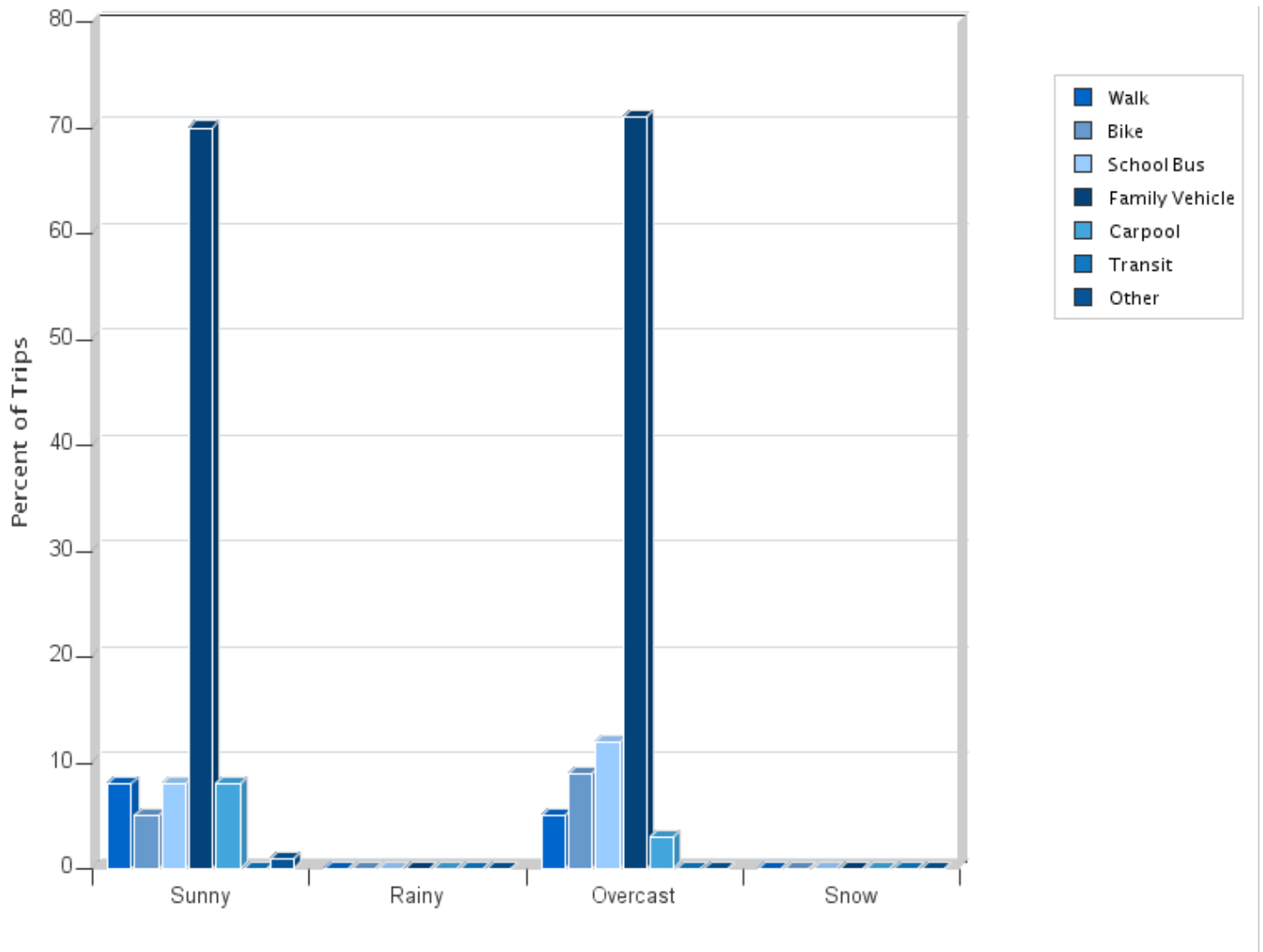


Morning and Afternoon Travel Mode Comparison by Day

| | Number of Trips | Walk | Bike | School Bus | Family Vehicle | Carpool | Transit | Other |
|--------------|-----------------|------|------|------------|----------------|---------|---------|-------|
| Tuesday AM | 182 | 6% | 8% | 9% | 71% | 5% | 0% | 1% |
| Tuesday PM | 150 | 7% | 5% | 9% | 72% | 7% | 0% | 0.7% |
| Wednesday AM | 176 | 9% | 7% | 9% | 66% | 7% | 0% | 1% |
| Wednesday PM | 157 | 7% | 5% | 9% | 67% | 12% | 0% | 0% |
| Thursday AM | 160 | 8% | 5% | 9% | 73% | 5% | 0% | 0.6% |
| Thursday PM | 134 | 7% | 4% | 7% | 71% | 10% | 0% | 0% |

Percentages may not total 100% due to rounding.

Travel Mode by Weather Conditions



Travel Mode by Weather Condition

| Weather Condition | Number of Trips | Walk | Bike | School Bus | Family Vehicle | Carpool | Transit | Other |
|-------------------|-----------------|------|------|------------|----------------|---------|---------|-------|
| Sunny | 807 | 8% | 5% | 8% | 70% | 8% | 0% | 0.6% |
| Rainy | 0 | 0% | 0% | 0% | 0% | 0% | 0% | 0% |
| Overcast | 129 | 5% | 9% | 12% | 71% | 3% | 0% | 0% |
| Snow | 0 | 0% | 0% | 0% | 0% | 0% | 0% | 0% |

Percentages may not total 100% due to rounding.