

Student Travel Tally Report: One School in One Data Collection Period

School Name: Marin Primary Middle School

Set ID: 23952

School Group: Marin Safe Routes to Schools

Month and Year Collected: September 2017

School Enrollment: 355

Date Report Generated: 02/05/2018

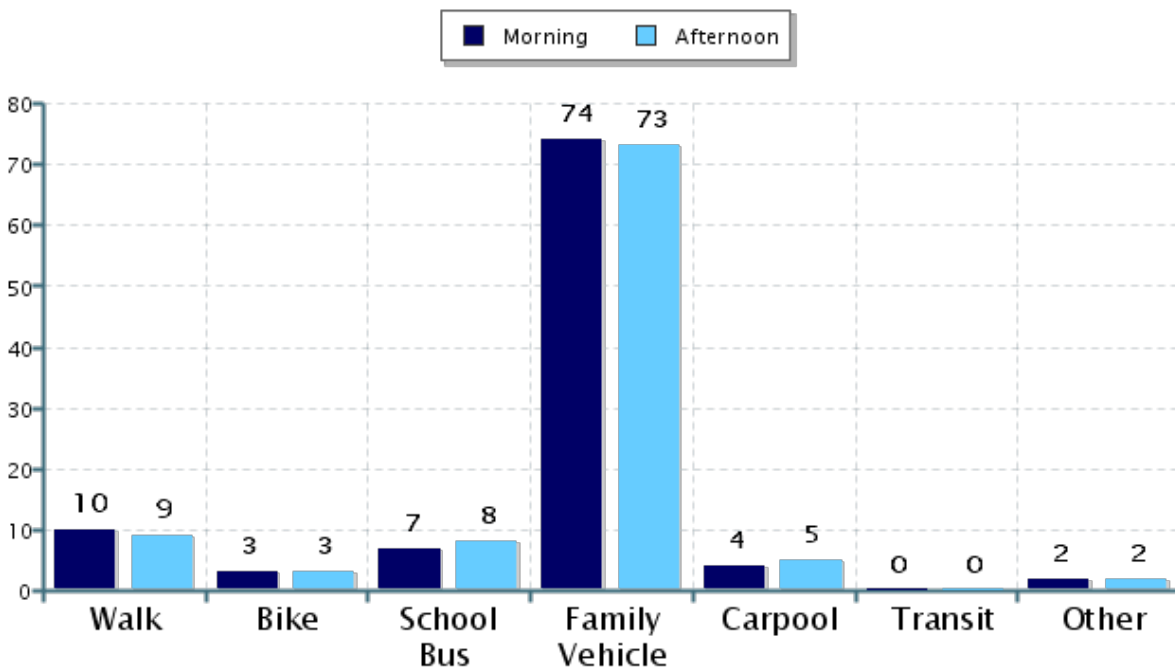
% of Students reached by SRTS activities: Don't Know

Tags:

**Number of Classrooms
Included in Report:** 23

This report contains information from your school's classrooms about students' trip to and from school. The data used in this report were collected using the in-class Student Travel Tally questionnaire from the National Center for Safe Routes to School.

Morning and Afternoon Travel Mode Comparison



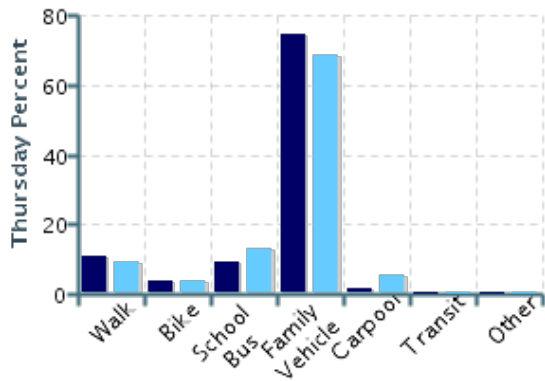
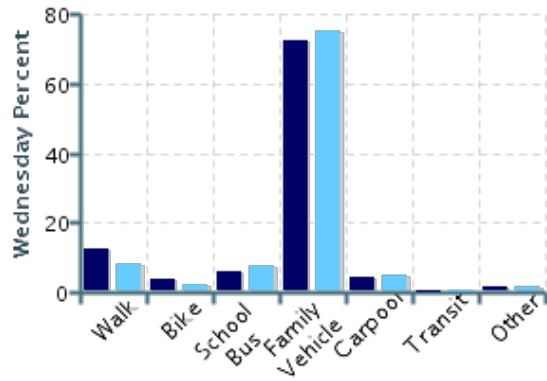
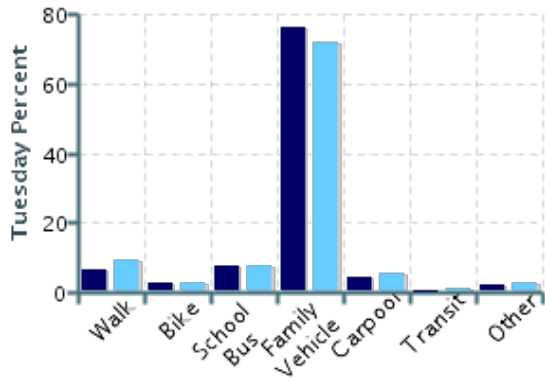
Morning and Afternoon Travel Mode Comparison

	Number of Trips	Walk	Bike	School Bus	Family Vehicle	Carpool	Transit	Other
Morning	562	10%	3%	7%	74%	4%	0%	2%
Afternoon	549	9%	3%	8%	73%	5%	0.4%	2%

Percentages may not total 100% due to rounding.

Morning and Afternoon Travel Mode Comparison by Day

■ Morning ■ Afternoon

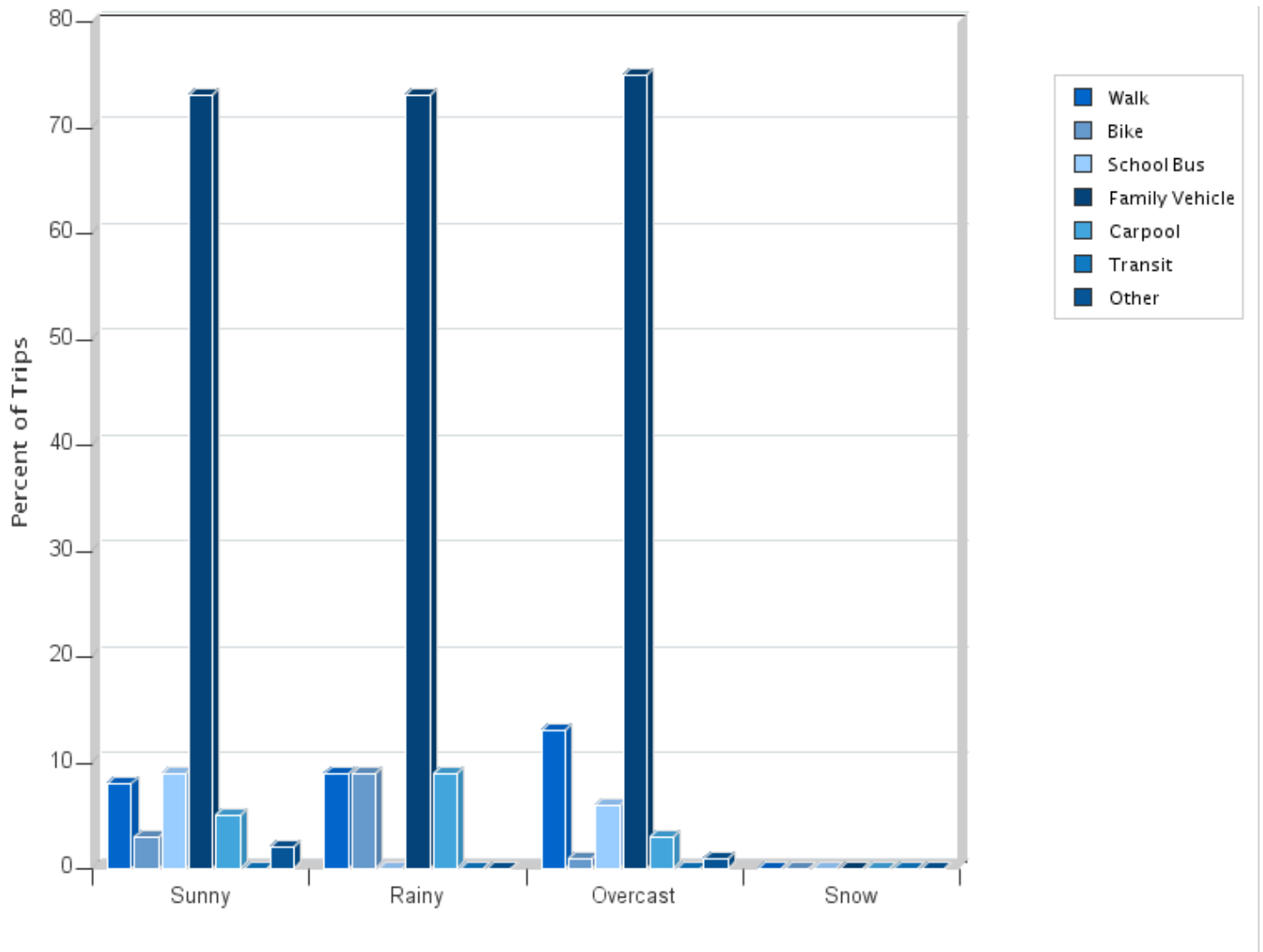


Morning and Afternoon Travel Mode Comparison by Day

	Number of Trips	Walk	Bike	School Bus	Family Vehicle	Carpool	Transit	Other
Tuesday AM	254	7%	3%	8%	76%	4%	0%	2%
Tuesday PM	241	9%	2%	8%	72%	5%	0.8%	2%
Wednesday AM	253	12%	4%	6%	72%	4%	0%	2%
Wednesday PM	254	8%	2%	7%	75%	5%	0%	2%
Thursday AM	55	11%	4%	9%	75%	2%	0%	0%
Thursday PM	54	9%	4%	13%	69%	6%	0%	0%

Percentages may not total 100% due to rounding.

Travel Mode by Weather Conditions



Travel Mode by Weather Condition

Weather Condition	Number of Trips	Walk	Bike	School Bus	Family Vehicle	Carpool	Transit	Other
Sunny	815	8%	3%	9%	73%	5%	0.2%	2%
Rainy	22	9%	9%	0%	73%	9%	0%	0%
Overcast	236	13%	1%	6%	75%	3%	0%	1%
Snow	0	0%	0%	0%	0%	0%	0%	0%

Percentages may not total 100% due to rounding.