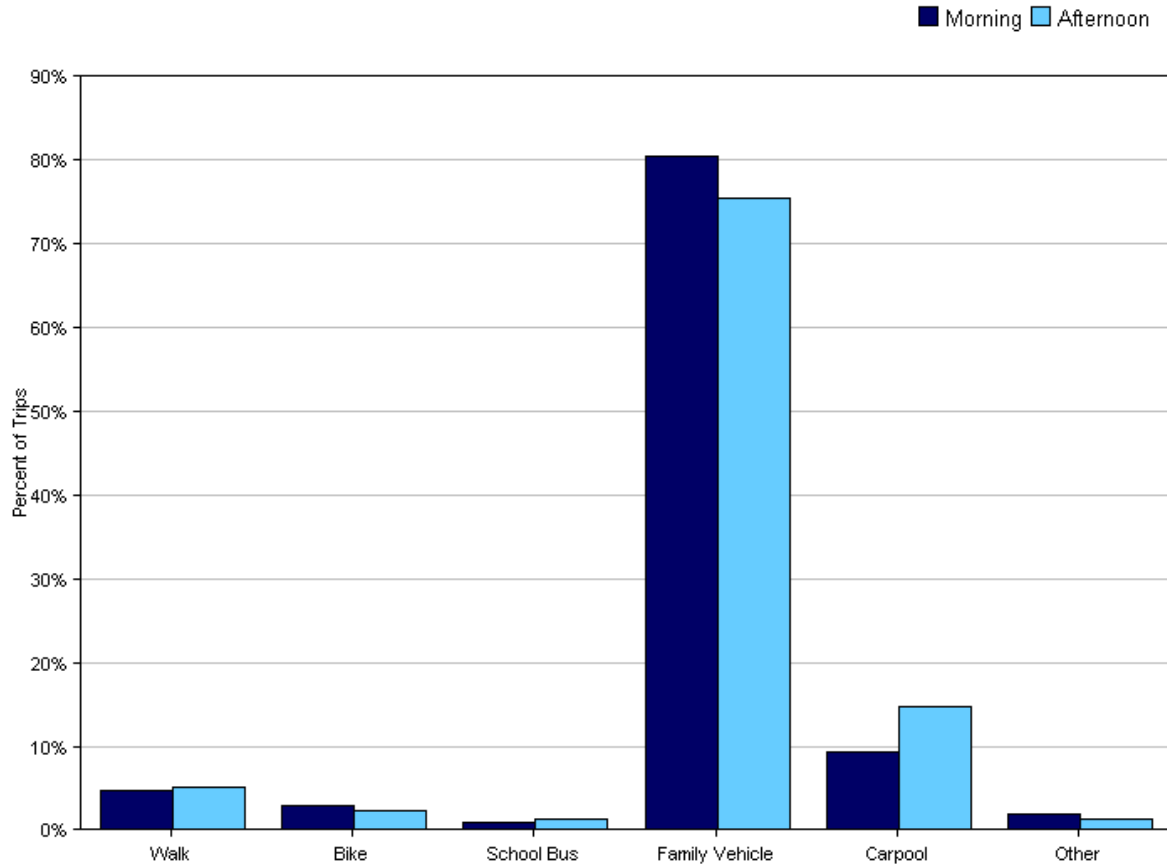


Tally Report Summary

Program Name:	Safe Routes to School	Month and Year Collected:	September 2011
School Name:	Marin Primary Middle School	Set ID:	8048
School Enrollment:	255	Date Report Generated:	01/07/2012
Enrollment within Grades Targeted by SRTS Program:	255	Number of Classrooms Included in Report:	7
Number of Classrooms in School:	16		

This report contains information from parents about their children's trip to and from school. The data used in this report were collected using the in-class Student Travel Tally questionnaire from the National Center for Safe Routes to School.

Morning and Afternoon Travel Mode Comparison

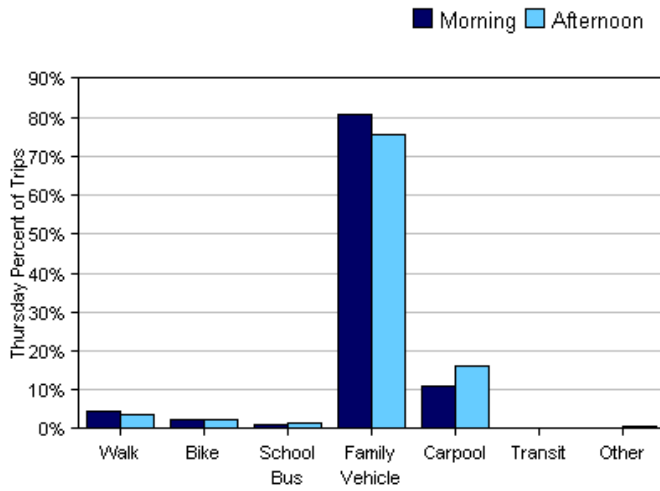
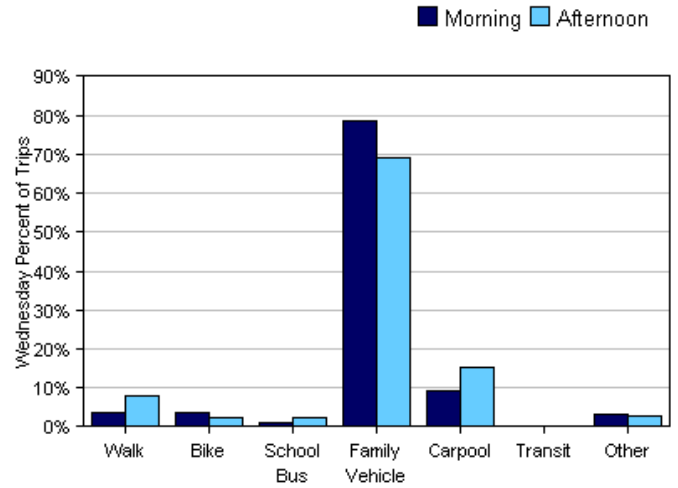
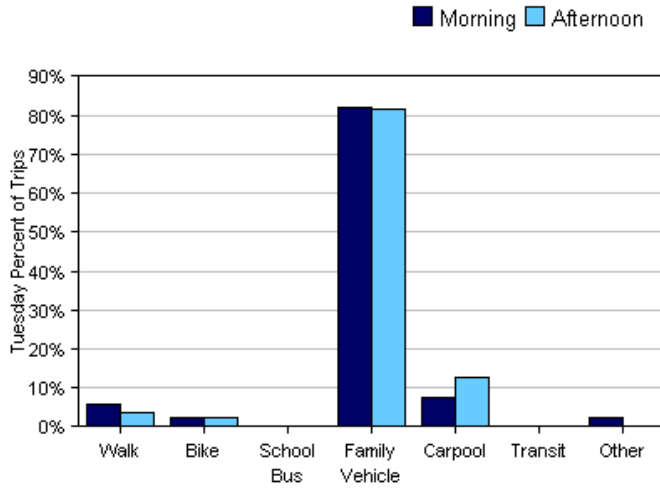


Morning and Afternoon Travel Mode Comparison

	Number of Trips	Walk	Bike	School Bus	Family Vehicle	Carpool	Transit	Other
Morning	474	5%	3%	0.8%	80%	9%	0%	2%
Afternoon	406	5%	2%	1%	75%	15%	0%	1%

Percentages may not total 100% due to rounding.

Morning and Afternoon Travel Mode Comparison by Day

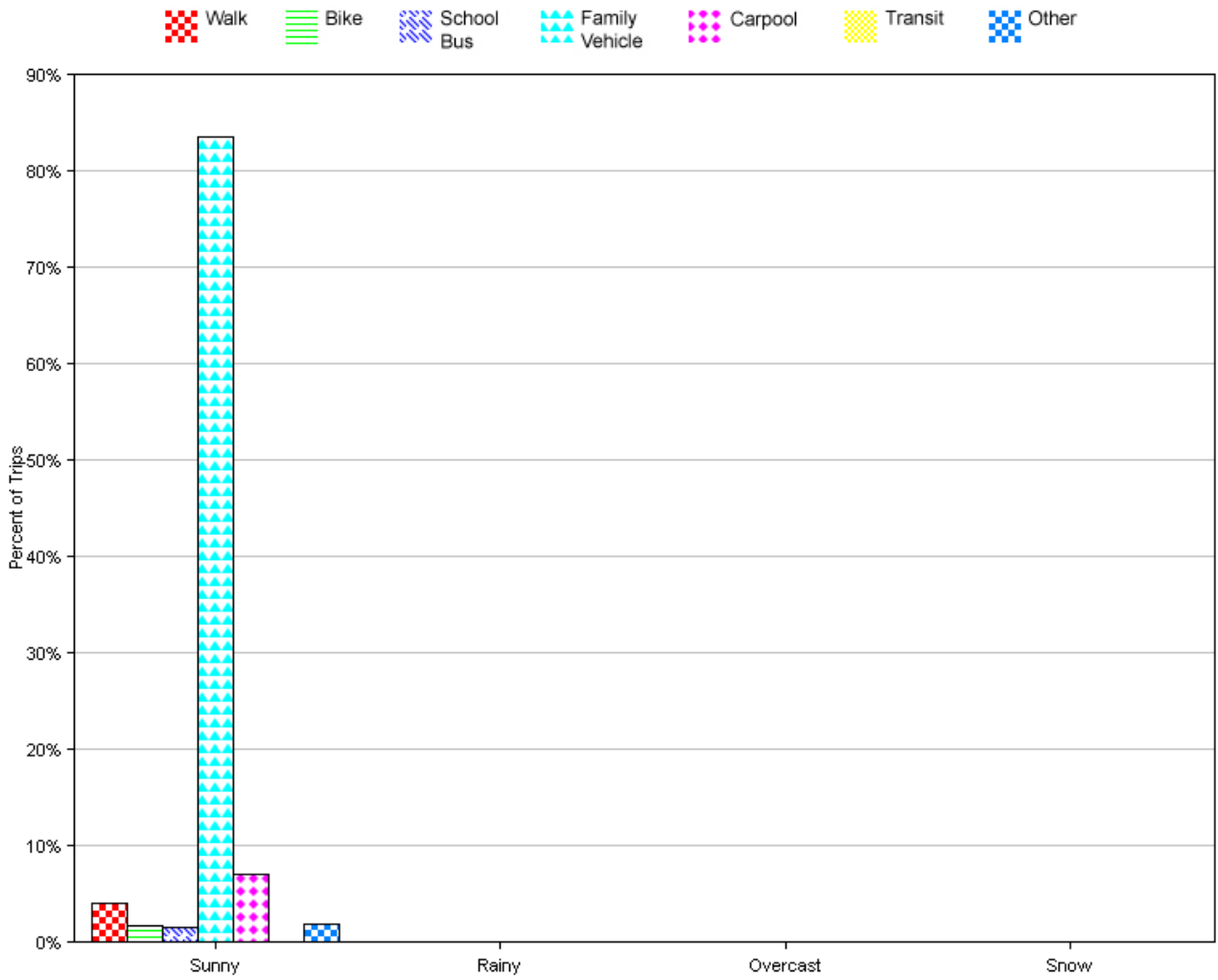


Morning and Afternoon Travel Mode Comparison by Day

	Number of Trips	Walk	Bike	School Bus	Family Vehicle	Carpool	Transit	Other
Tuesday AM	160	6%	3%	0%	82%	8%	0%	3%
Tuesday PM	135	4%	2%	0%	81%	13%	0%	0%
Wednesday AM	159	4%	4%	1%	79%	9%	0%	3%
Wednesday PM	136	8%	2%	2%	69%	15%	0%	3%
Thursday AM	155	5%	3%	1%	81%	11%	0%	0%
Thursday PM	135	4%	2%	1%	76%	16%	0%	0.7%

Percentages may not total 100% due to rounding.

Travel Mode by Weather Conditions



Travel Mode by Weather Condition

Weather Condition	Number of Trips	Walk	Bike	School Bus	Family Vehicle	Carpool	Transit	Other
Sunny	579	4%	2%	2%	84%	7%	0%	2%
Rainy	0	0%	0%	0%	0%	0%	0%	0%
Overcast	0	0%	0%	0%	0%	0%	0%	0%
Snow	0	0%	0%	0%	0%	0%	0%	0%

Percentages may not total 100% due to rounding.