

Student Travel Tally Report: One School in One Data Collection Period

School Name: Marin Primary Middle School

Set ID: 18686

School Group: Marin Safe Routes to Schools

Month and Year Collected: September 2015

School Enrollment: 257

Date Report Generated: 12/29/2015

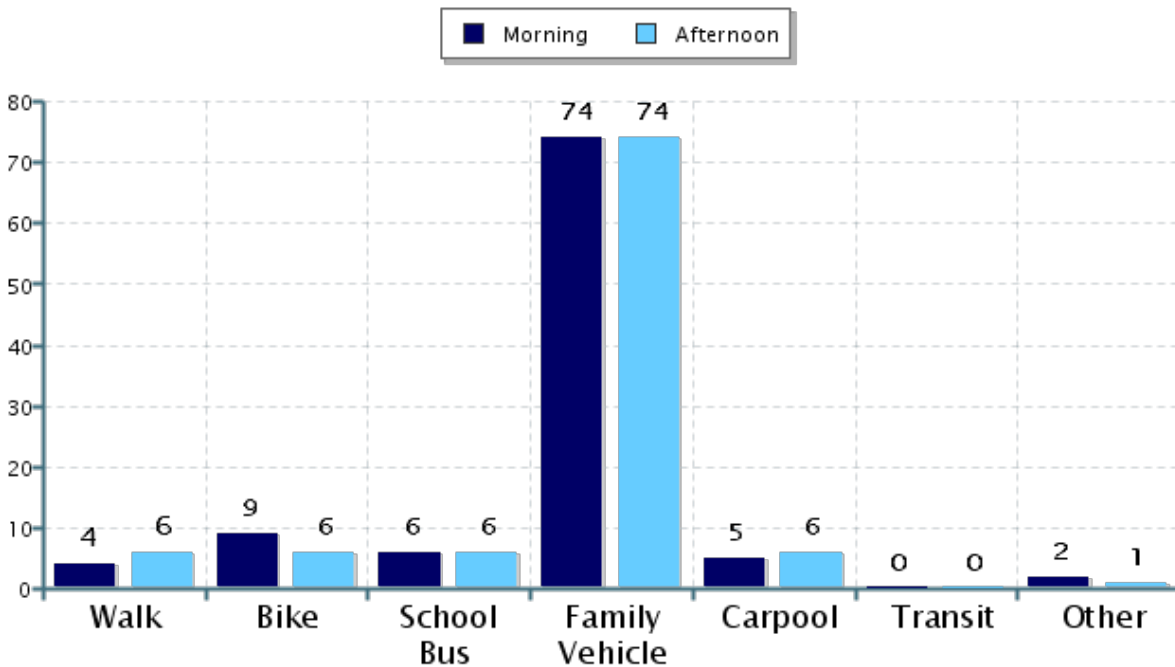
% of Students reached by SRTS activities: Not Applicable

Tags:

**Number of Classrooms
Included in Report:** 9

This report contains information from your school's classrooms about students' trip to and from school. The data used in this report were collected using the in-class Student Travel Tally questionnaire from the National Center for Safe Routes to School.

Morning and Afternoon Travel Mode Comparison



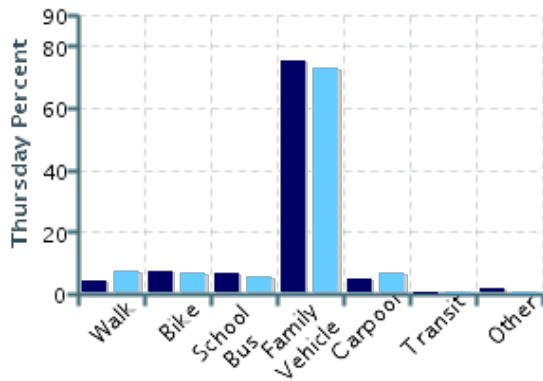
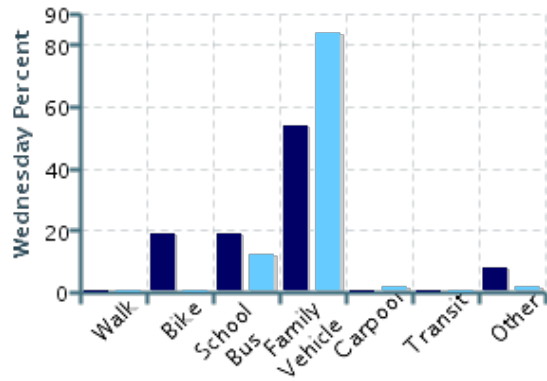
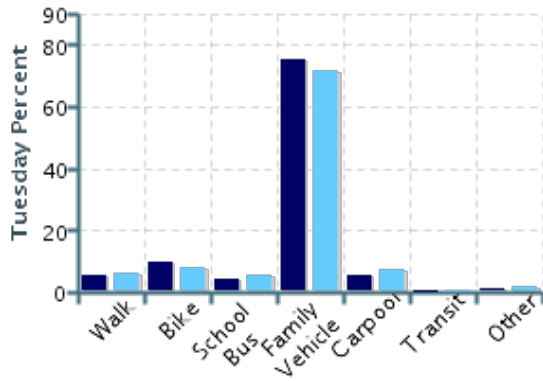
Morning and Afternoon Travel Mode Comparison

	Number of Trips	Walk	Bike	School Bus	Family Vehicle	Carpool	Transit	Other
Morning	449	4%	9%	6%	74%	5%	0%	2%
Afternoon	375	6%	6%	6%	74%	6%	0%	1%

Percentages may not total 100% due to rounding.

Morning and Afternoon Travel Mode Comparison by Day

■ Morning ■ Afternoon

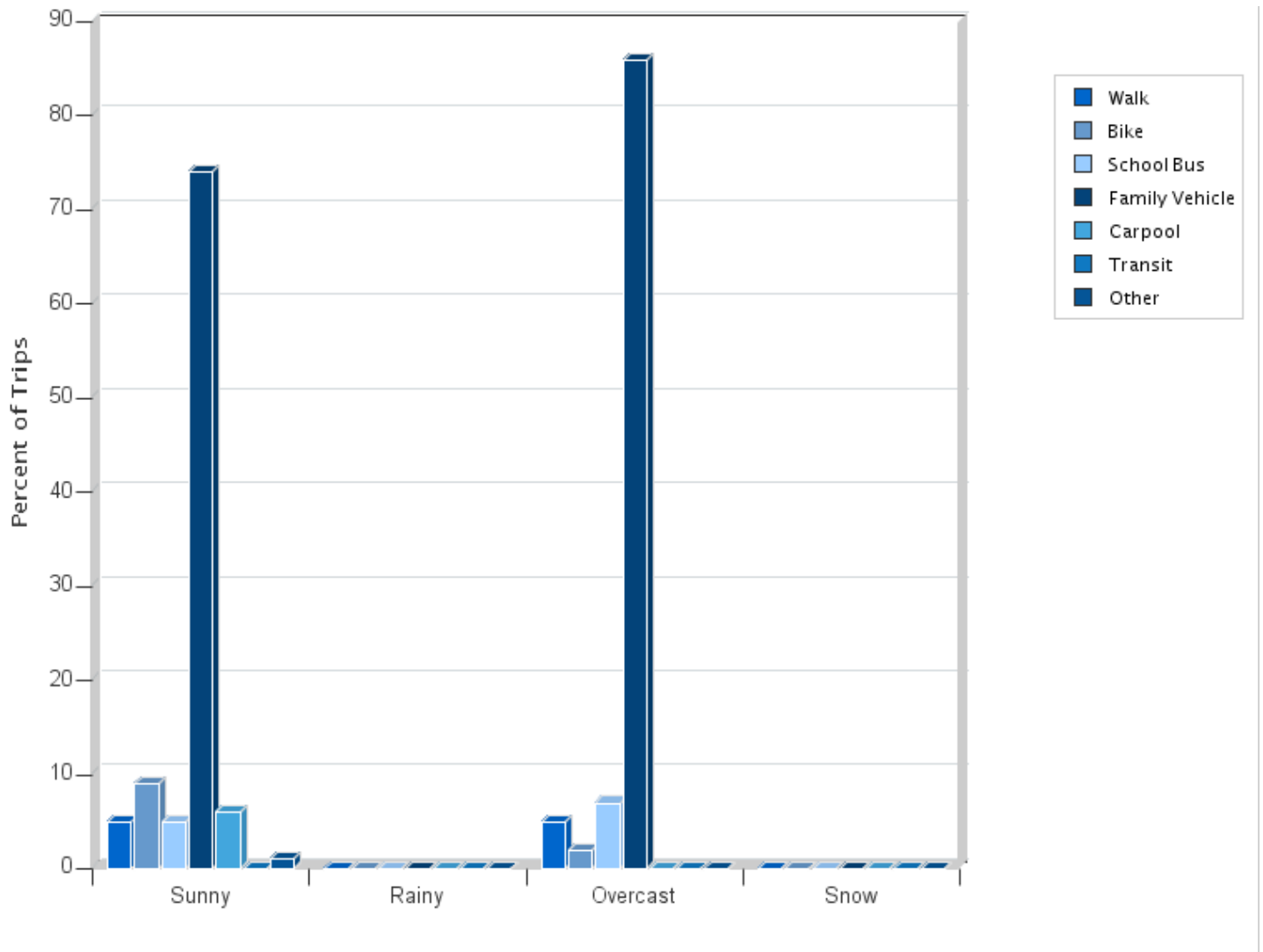


Morning and Afternoon Travel Mode Comparison by Day

	Number of Trips	Walk	Bike	School Bus	Family Vehicle	Carpool	Transit	Other
Tuesday AM	210	5%	10%	4%	75%	5%	0%	0.5%
Tuesday PM	165	6%	8%	5%	72%	7%	0%	2%
Wednesday AM	26	0%	19%	19%	54%	0%	0%	8%
Wednesday PM	50	0%	0%	12%	84%	2%	0%	2%
Thursday AM	213	4%	8%	7%	75%	5%	0%	2%
Thursday PM	160	8%	7%	6%	73%	7%	0%	0%

Percentages may not total 100% due to rounding.

Travel Mode by Weather Conditions



Travel Mode by Weather Condition

Weather Condition	Number of Trips	Walk	Bike	School Bus	Family Vehicle	Carpool	Transit	Other
Sunny	623	5%	9%	5%	74%	6%	0%	0.8%
Rainy	0	0%	0%	0%	0%	0%	0%	0%
Overcast	42	5%	2%	7%	86%	0%	0%	0%
Snow	0	0%	0%	0%	0%	0%	0%	0%

Percentages may not total 100% due to rounding.