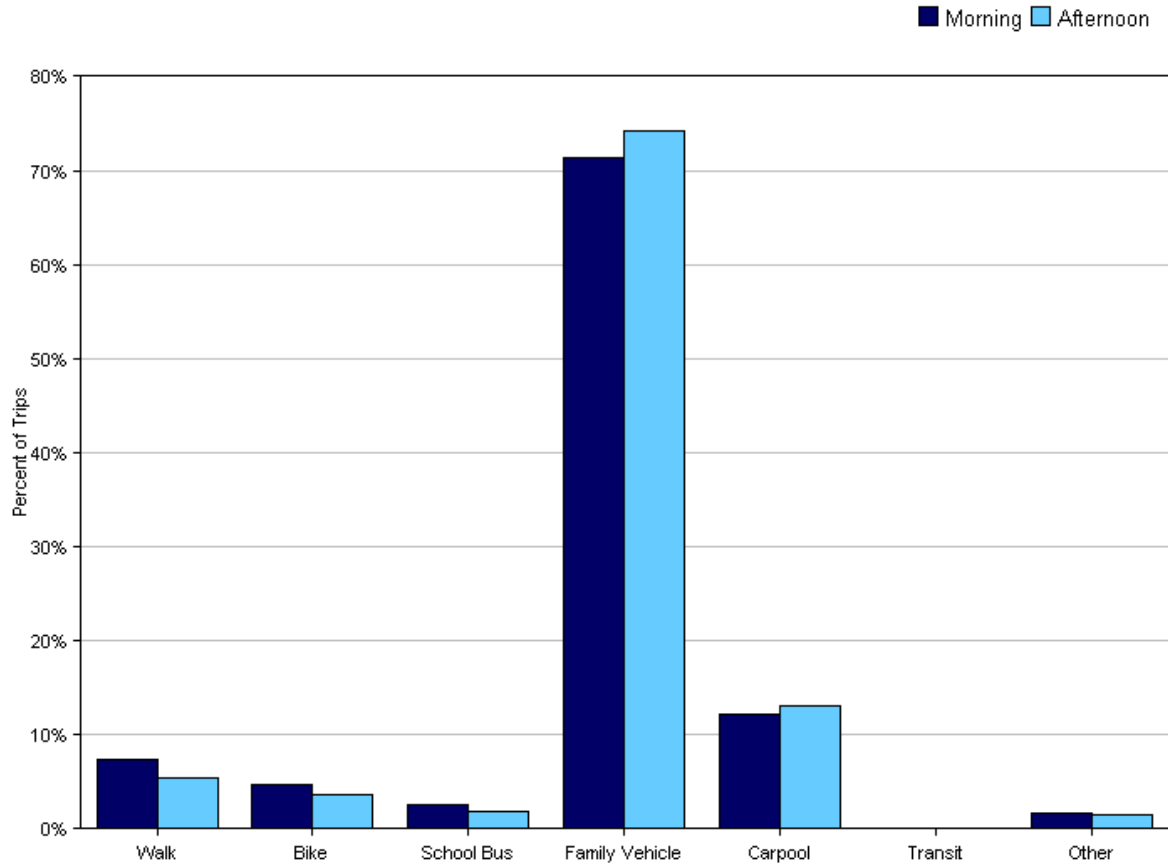


## Tally Report

<b>Program Name:</b>	Safe Routes to School	<b>Month and Year Collected:</b>	September 2010
<b>School Name:</b>	Marin Primary	<b>Set ID:</b>	5215
<b>School Enrollment:</b>	250	<b>Date Report Generated:</b>	12/09/2010
<b>Enrollment within Grades Targeted by SRTS Program:</b>	250	<b>Number of Classrooms Included in Report:</b>	10
<b>Number of Classrooms in School:</b>	16		

### Morning and Afternoon Travel Mode Comparison

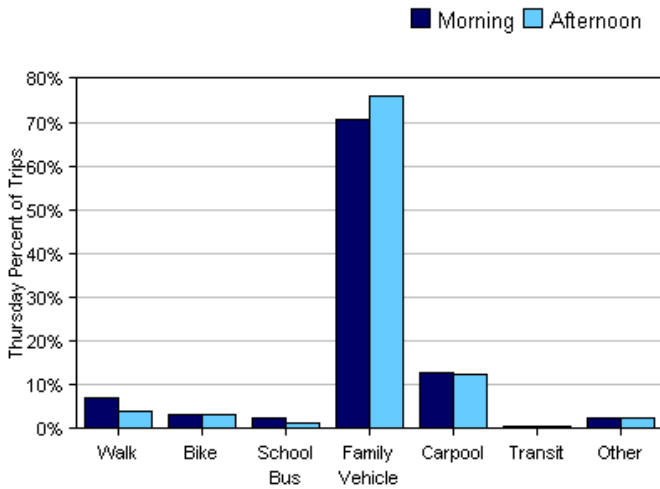
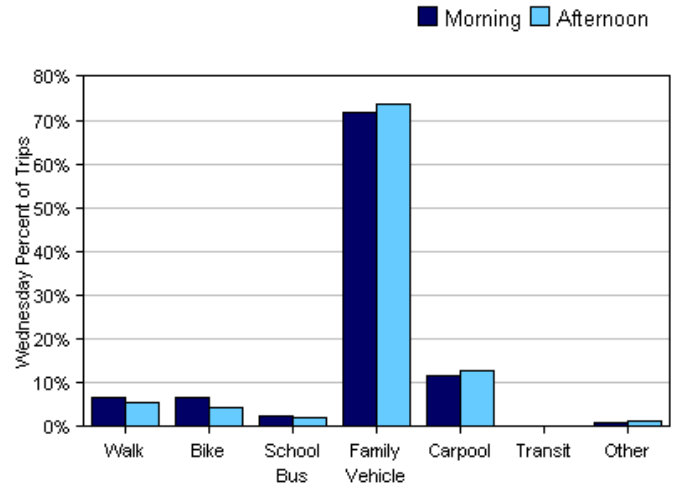
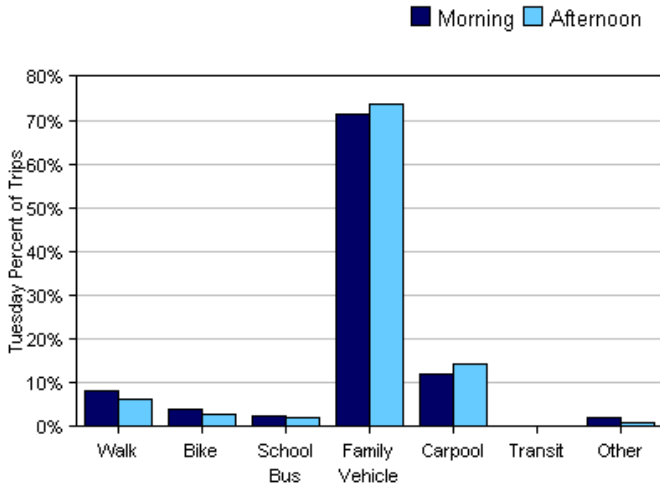


### Morning and Afternoon Travel Mode Comparison

	Number of Trips	Walk	Bike	School Bus	Family Vehicle	Carpool	Transit	Other
Morning	585	7%	5%	3%	71%	12%	0.2%	2%
Afternoon	587	5%	4%	2%	74%	13%	0.2%	2%

Percentages may not total 100% due to rounding.

### Morning and Afternoon Travel Mode Comparison by Day

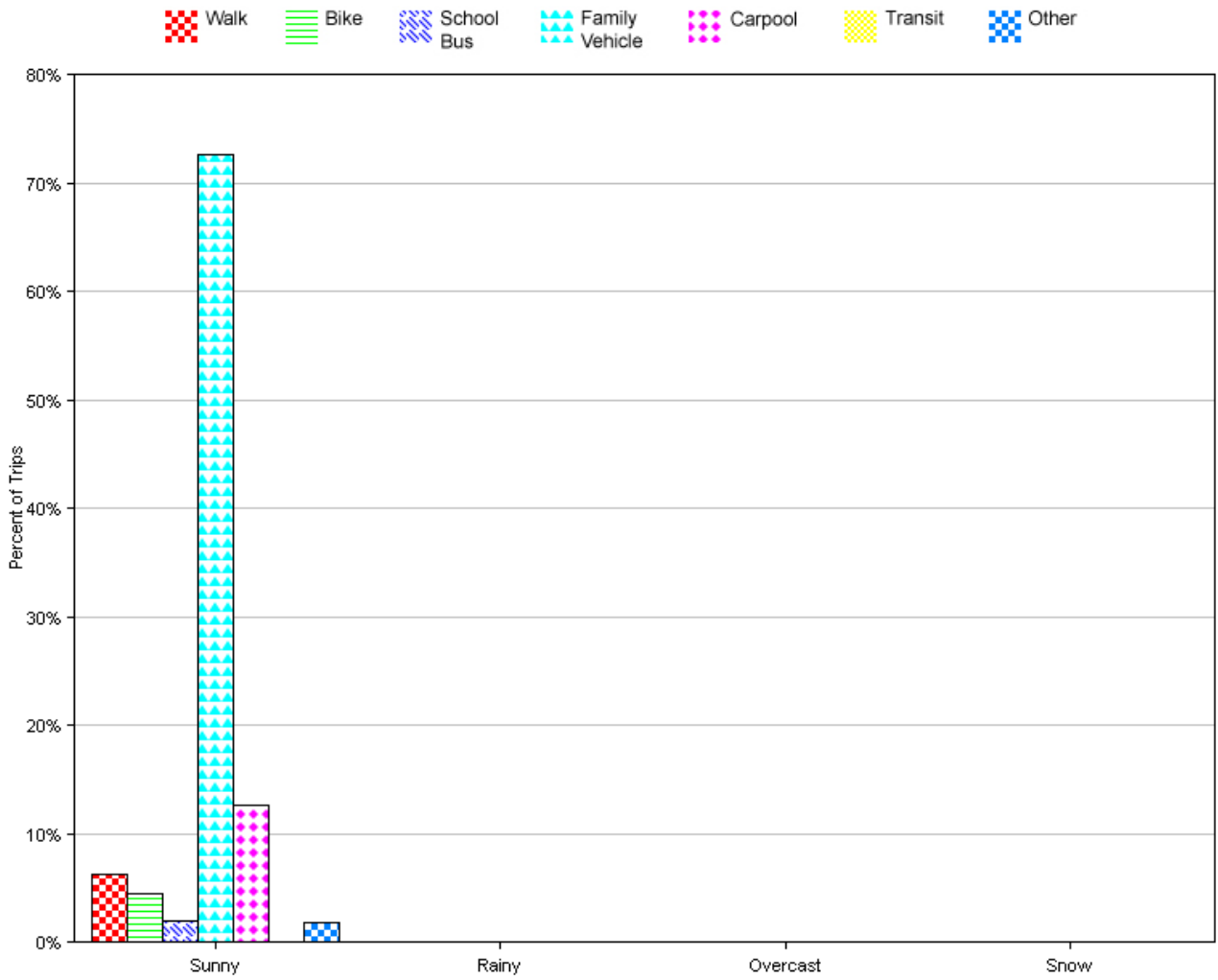


### Morning and Afternoon Travel Mode Comparison by Day

	Number of Trips	Walk	Bike	School Bus	Family Vehicle	Carpool	Transit	Other
Tuesday AM	205	8%	4%	2%	71%	12%	0%	2%
Tuesday PM	204	6%	3%	2%	74%	14%	0%	1.0%
Wednesday AM	226	7%	7%	3%	72%	12%	0%	0.9%
Wednesday PM	228	6%	4%	2%	74%	13%	0%	1%
Thursday AM	154	7%	3%	3%	71%	13%	0.6%	3%
Thursday PM	155	4%	3%	1%	76%	12%	0.6%	3%

Percentages may not total 100% due to rounding.

### Travel Mode by Weather Conditions



### Travel Mode by Weather Condition

Weather Condition	Number of Trips	Walk	Bike	School Bus	Family Vehicle	Carpool	Transit	Other
Sunny	1026	6%	5%	2%	73%	13%	0%	2%
Rainy	0	0%	0%	0%	0%	0%	0%	0%
Overcast	0	0%	0%	0%	0%	0%	0%	0%
Snow	0	0%	0%	0%	0%	0%	0%	0%

Percentages may not total 100% due to rounding.