

# Student Travel Tally Report: One School in One Data Collection Period

**School Name:** Marin Horizon

**Set ID:** 17938

**School Group:** Marin Safe Routes to Schools

**Month and Year Collected:** May 2015

**School Enrollment:** 303

**Date Report Generated:** 09/22/2015

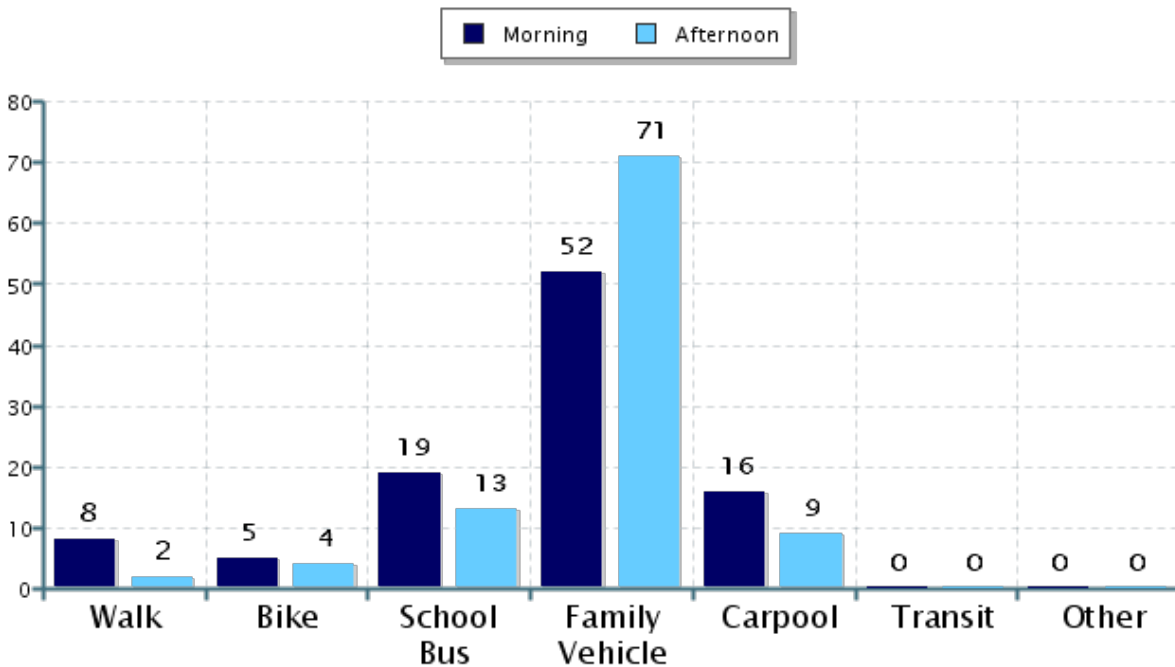
**% of Students reached by SRTS activities:** 76-100%

**Tags:**

**Number of Classrooms  
Included in Report:** 6

This report contains information from your school's classrooms about students' trip to and from school. The data used in this report were collected using the in-class Student Travel Tally questionnaire from the National Center for Safe Routes to School.

## Morning and Afternoon Travel Mode Comparison



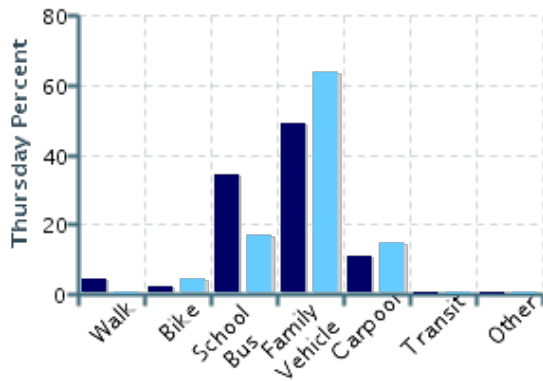
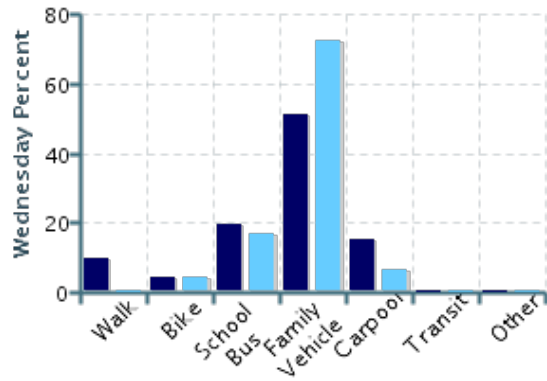
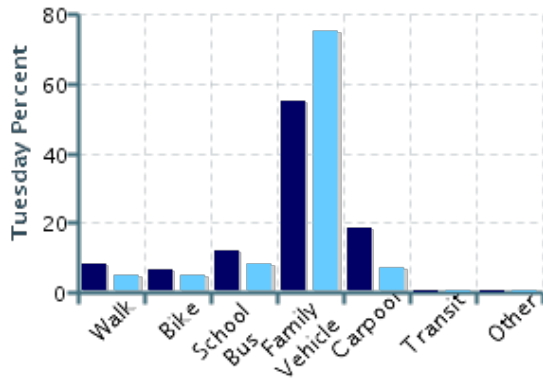
## Morning and Afternoon Travel Mode Comparison

	Number of Trips	Walk	Bike	School Bus	Family Vehicle	Carpool	Transit	Other
Morning	248	8%	5%	19%	52%	16%	0%	0%
Afternoon	178	2%	4%	13%	71%	9%	0%	0%

Percentages may not total 100% due to rounding.

## Morning and Afternoon Travel Mode Comparison by Day

■ Morning      ■ Afternoon

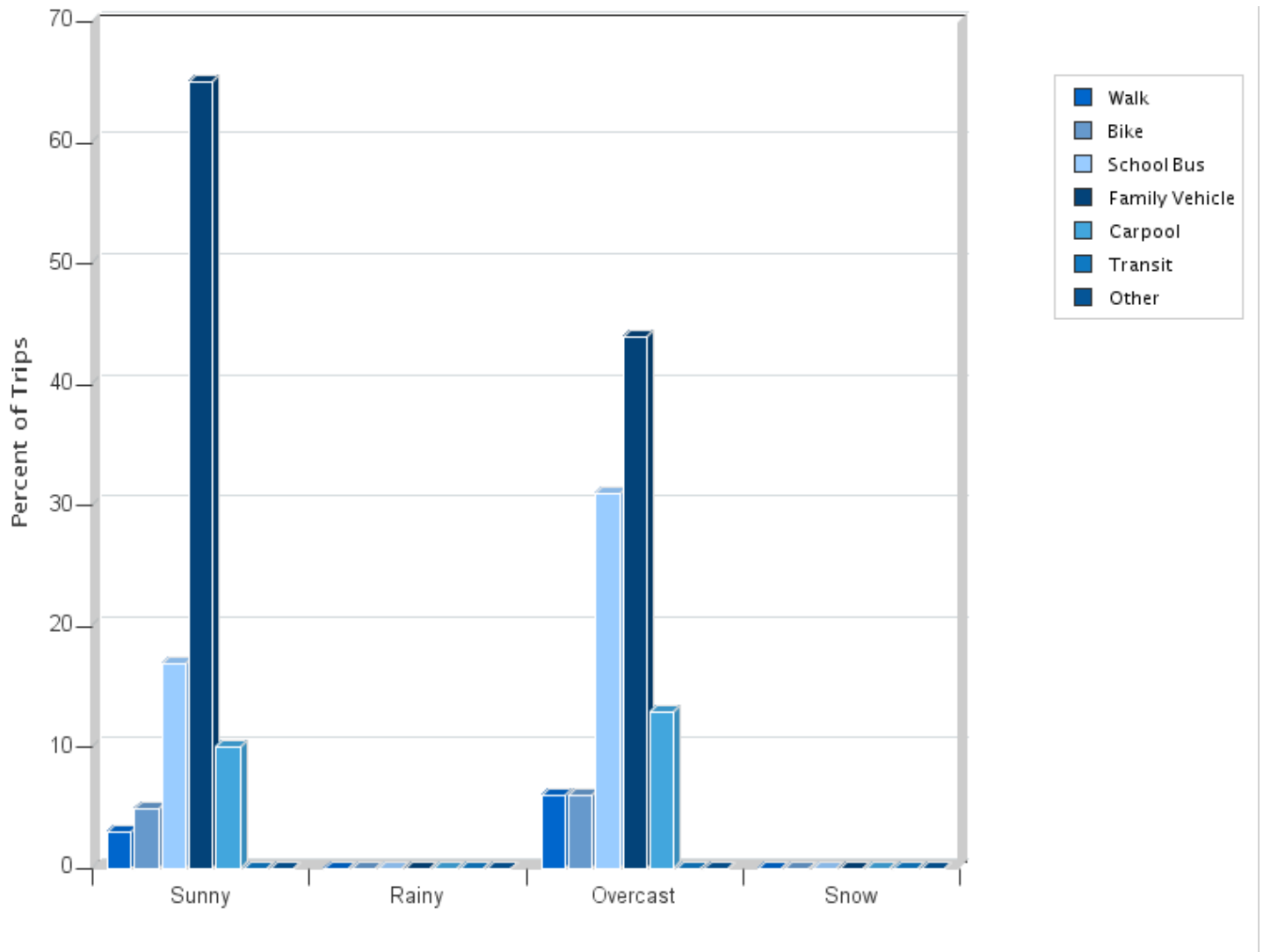


## Morning and Afternoon Travel Mode Comparison by Day

	Number of Trips	Walk	Bike	School Bus	Family Vehicle	Carpool	Transit	Other
Tuesday AM	109	8%	6%	12%	55%	18%	0%	0%
Tuesday PM	84	5%	5%	8%	75%	7%	0%	0%
Wednesday AM	92	10%	4%	20%	51%	15%	0%	0%
Wednesday PM	47	0%	4%	17%	72%	6%	0%	0%
Thursday AM	47	4%	2%	34%	49%	11%	0%	0%
Thursday PM	47	0%	4%	17%	64%	15%	0%	0%

Percentages may not total 100% due to rounding.

## Travel Mode by Weather Conditions



## Travel Mode by Weather Condition

Weather Condition	Number of Trips	Walk	Bike	School Bus	Family Vehicle	Carpool	Transit	Other
Sunny	308	3%	5%	17%	65%	10%	0%	0%
Rainy	0	0%	0%	0%	0%	0%	0%	0%
Overcast	48	6%	6%	31%	44%	13%	0%	0%
Snow	0	0%	0%	0%	0%	0%	0%	0%

Percentages may not total 100% due to rounding.