

Student Travel Tally Report: One School in One Data Collection Period

School Name: Marin Horizon

Set ID: 13252

School Group: Safe Routes to School

Month and Year Collected: September 2013

School Enrollment: 303

Date Report Generated: 12/09/2013

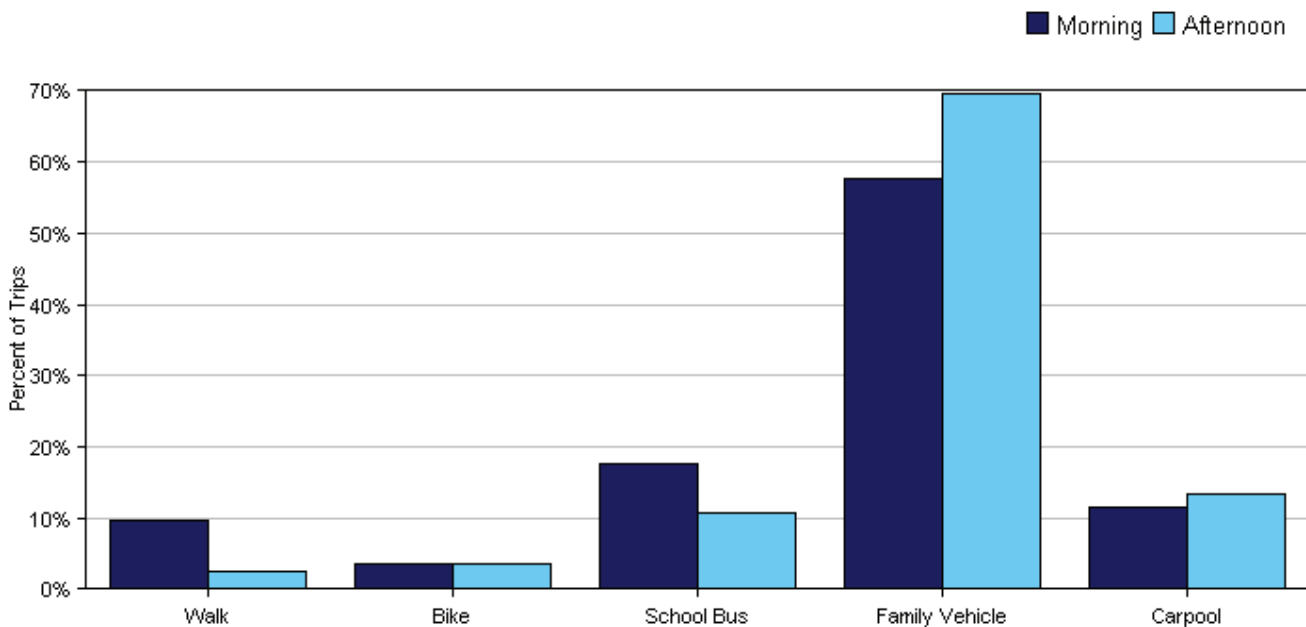
% of Students reached by SRTS activities: 76-100%

Tags:

**Number of Classrooms
Included in Report:** 7

This report contains information from your school's classrooms about students' trip to and from school. The data used in this report were collected using the in-class Student Travel Tally questionnaire from the National Center for Safe Routes to School.

Morning and Afternoon Travel Mode Comparison

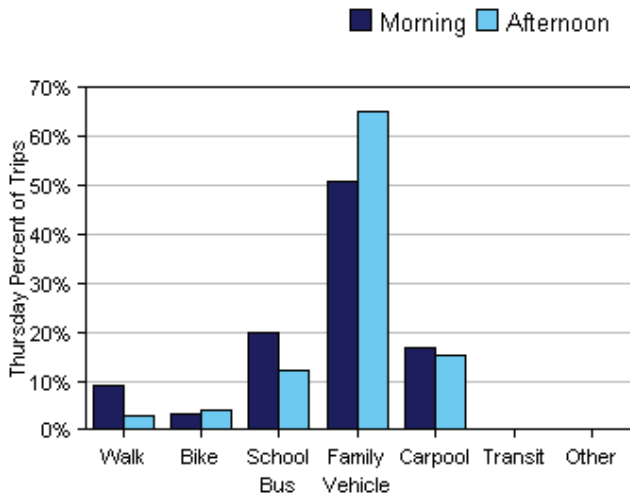
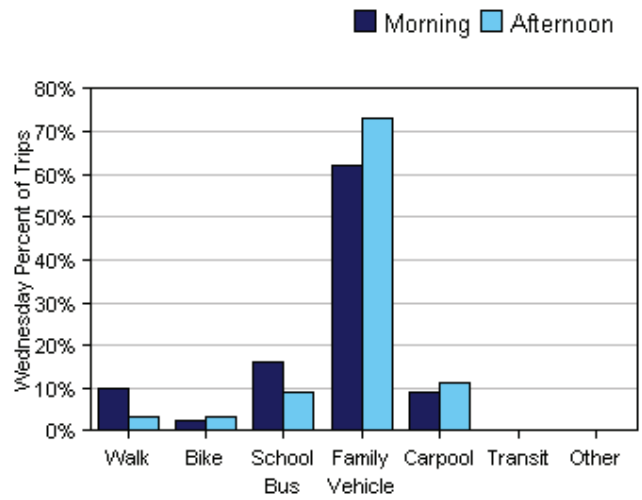
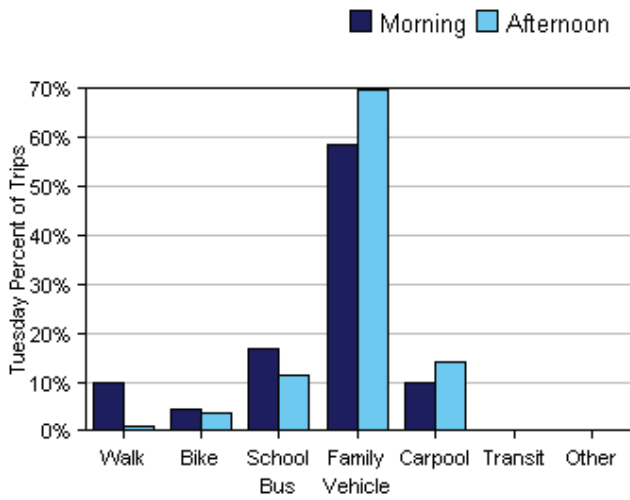


Morning and Afternoon Travel Mode Comparison

	Number of Trips	Walk	Bike	School Bus	Family Vehicle	Carpool	Transit	Other
Morning	403	10%	3%	18%	58%	12%	0%	0%
Afternoon	326	2%	4%	11%	70%	13%	0%	0%

Percentages may not total 100% due to rounding.

Morning and Afternoon Travel Mode Comparison by Day

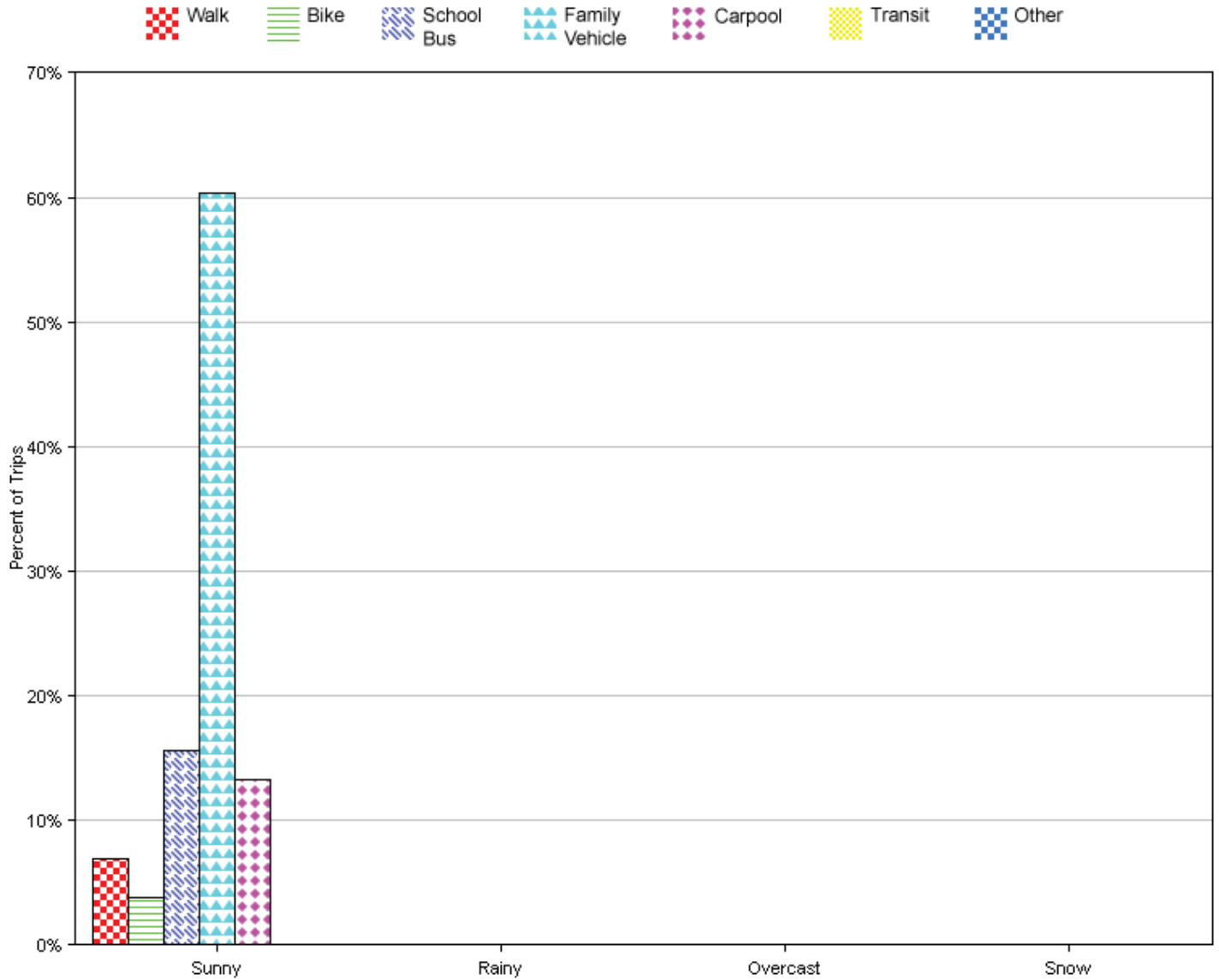


Morning and Afternoon Travel Mode Comparison by Day

	Number of Trips	Walk	Bike	School Bus	Family Vehicle	Carpool	Transit	Other
Tuesday AM	130	10%	5%	17%	58%	10%	0%	0%
Tuesday PM	106	0.9%	4%	11%	70%	14%	0%	0%
Wednesday AM	153	10%	3%	16%	62%	9%	0%	0%
Wednesday PM	122	3%	3%	9%	73%	11%	0%	0%
Thursday AM	120	9%	3%	20%	51%	17%	0%	0%
Thursday PM	98	3%	4%	12%	65%	15%	0%	0%

Percentages may not total 100% due to rounding.

Travel Mode by Weather Conditions



Travel Mode by Weather Condition

Weather Condition	Number of Trips	Walk	Bike	School Bus	Family Vehicle	Carpool	Transit	Other
Sunny	673	7%	4%	16%	60%	13%	0%	0%
Rainy	0	0%	0%	0%	0%	0%	0%	0%
Overcast	0	0%	0%	0%	0%	0%	0%	0%
Snow	0	0%	0%	0%	0%	0%	0%	0%

Percentages may not total 100% due to rounding.