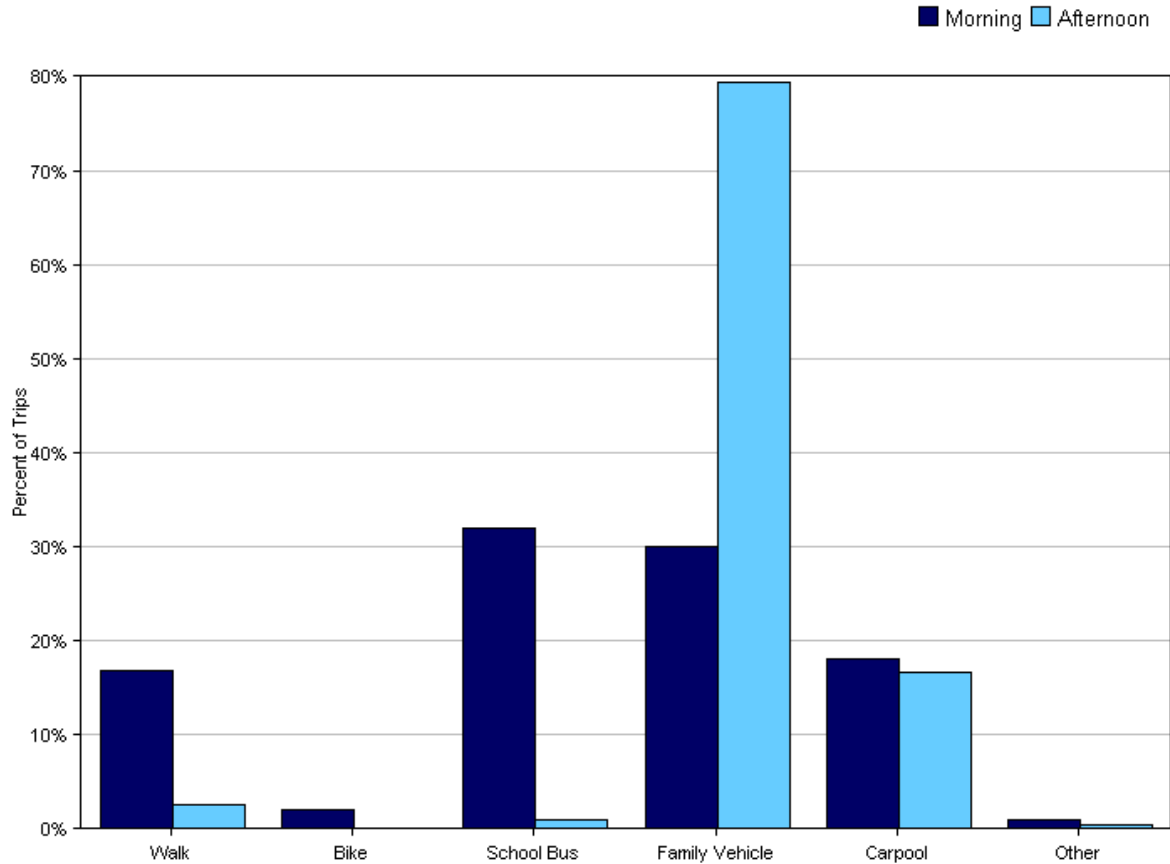


## Tally Report

<b>Program Name:</b>	Safe Routes to School	<b>Month and Year Collected:</b>	September 2010
<b>School Name:</b>	Marin Horizon	<b>Set ID:</b>	5090
<b>School Enrollment:</b>	284	<b>Date Report Generated:</b>	12/09/2010
<b>Enrollment within Grades Targeted by SRTS Program:</b>	284	<b>Number of Classrooms Included in Report:</b>	6
<b>Number of Classrooms in School:</b>	15		

### Morning and Afternoon Travel Mode Comparison

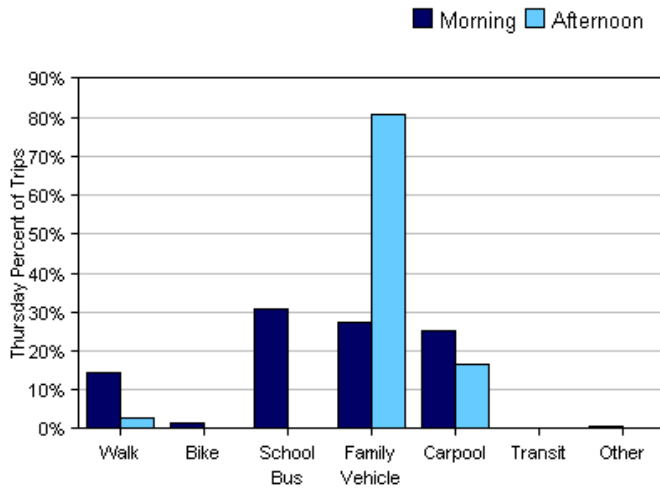
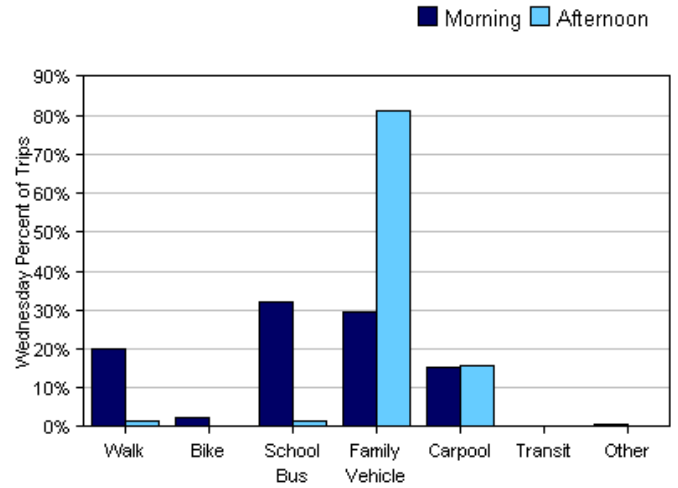
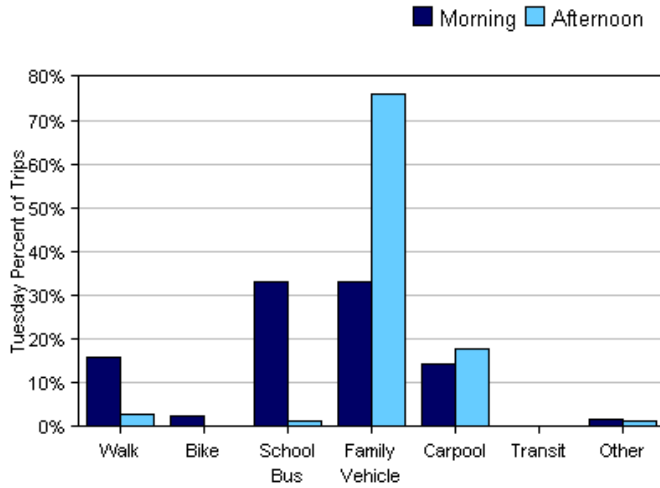


### Morning and Afternoon Travel Mode Comparison

	Number of Trips	Walk	Bike	School Bus	Family Vehicle	Carpool	Transit	Other
Morning	376	17%	2%	32%	30%	18%	0%	1%
Afternoon	198	3%	0%	1%	79%	17%	0%	0.5%

Percentages may not total 100% due to rounding.

### Morning and Afternoon Travel Mode Comparison by Day

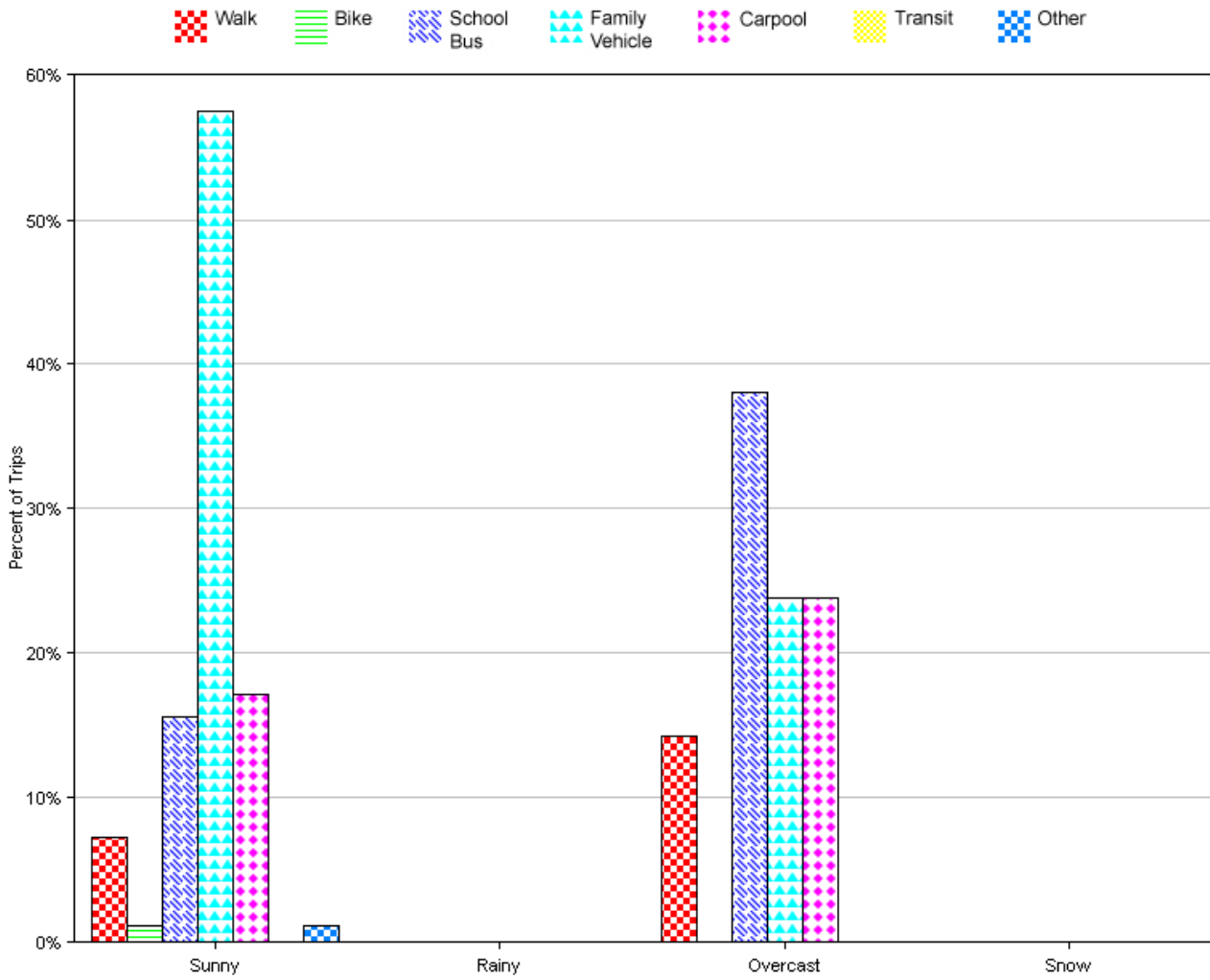


### Morning and Afternoon Travel Mode Comparison by Day

	Number of Trips	Walk	Bike	School Bus	Family Vehicle	Carpool	Transit	Other
Tuesday AM	127	16%	2%	33%	33%	14%	0%	2%
Tuesday PM	67	3%	0%	1%	76%	18%	0%	1%
Wednesday AM	125	20%	2%	32%	30%	15%	0%	0.8%
Wednesday PM	64	2%	0%	2%	81%	16%	0%	0%
Thursday AM	124	15%	2%	31%	27%	25%	0%	0.8%
Thursday PM	67	3%	0%	0%	81%	16%	0%	0%

Percentages may not total 100% due to rounding.

### Travel Mode by Weather Conditions



### Travel Mode by Weather Condition

Weather Condition	Number of Trips	Walk	Bike	School Bus	Family Vehicle	Carpool	Transit	Other
Sunny	424	7%	1%	16%	58%	17%	0%	1%
Rainy	0	0%	0%	0%	0%	0%	0%	0%
Overcast	21	14%	0%	38%	24%	24%	0%	0%
Snow	0	0%	0%	0%	0%	0%	0%	0%

Percentages may not total 100% due to rounding.