

# Student Travel Tally Report: One School in One Data Collection Period

**School Name:** Marin Country Day School

**Set ID:** 23951

**School Group:** Marin Safe Routes to Schools

**Month and Year Collected:** September 2017

**School Enrollment:** 550

**Date Report Generated:** 02/05/2018

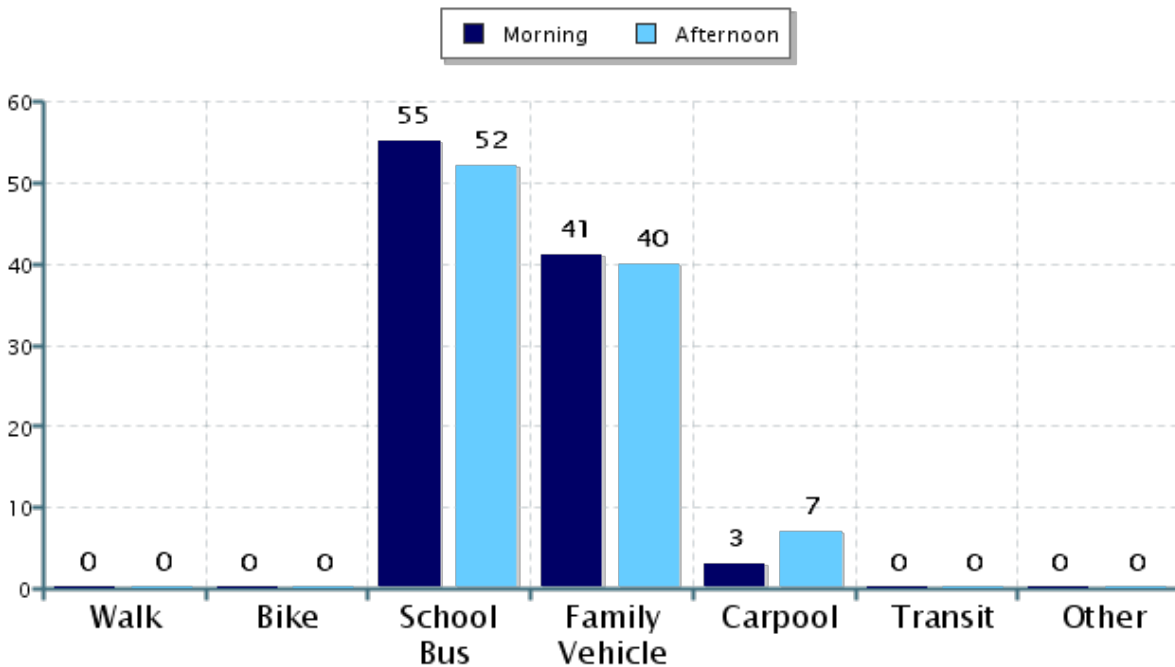
**% of Students reached by SRTS activities:** Don't Know

**Tags:**

**Number of Classrooms  
Included in Report:** 60

This report contains information from your school's classrooms about students' trip to and from school. The data used in this report were collected using the in-class Student Travel Tally questionnaire from the National Center for Safe Routes to School.

## Morning and Afternoon Travel Mode Comparison



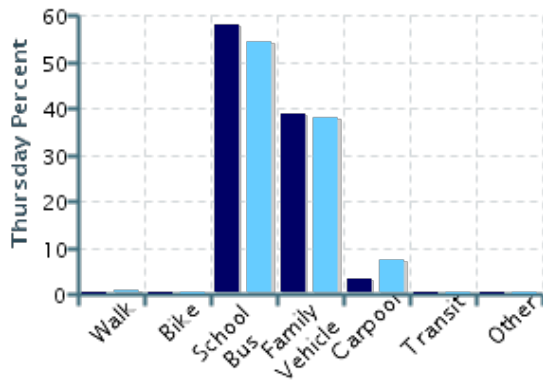
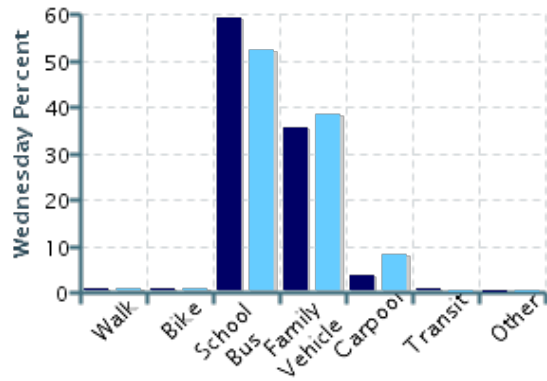
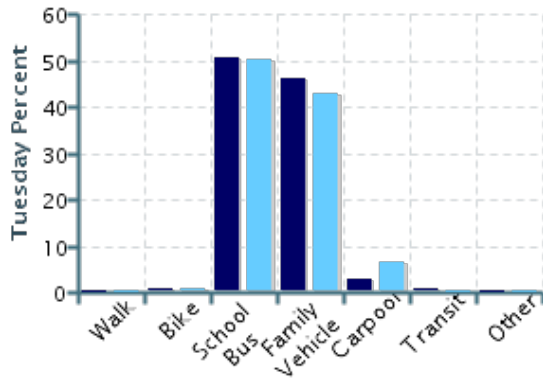
## Morning and Afternoon Travel Mode Comparison

	Number of Trips	Walk	Bike	School Bus	Family Vehicle	Carpool	Transit	Other
Morning	1063	0.1%	0.5%	55%	41%	3%	0.2%	0%
Afternoon	899	0.2%	0.4%	52%	40%	7%	0%	0%

Percentages may not total 100% due to rounding.

## Morning and Afternoon Travel Mode Comparison by Day

■ Morning      ■ Afternoon

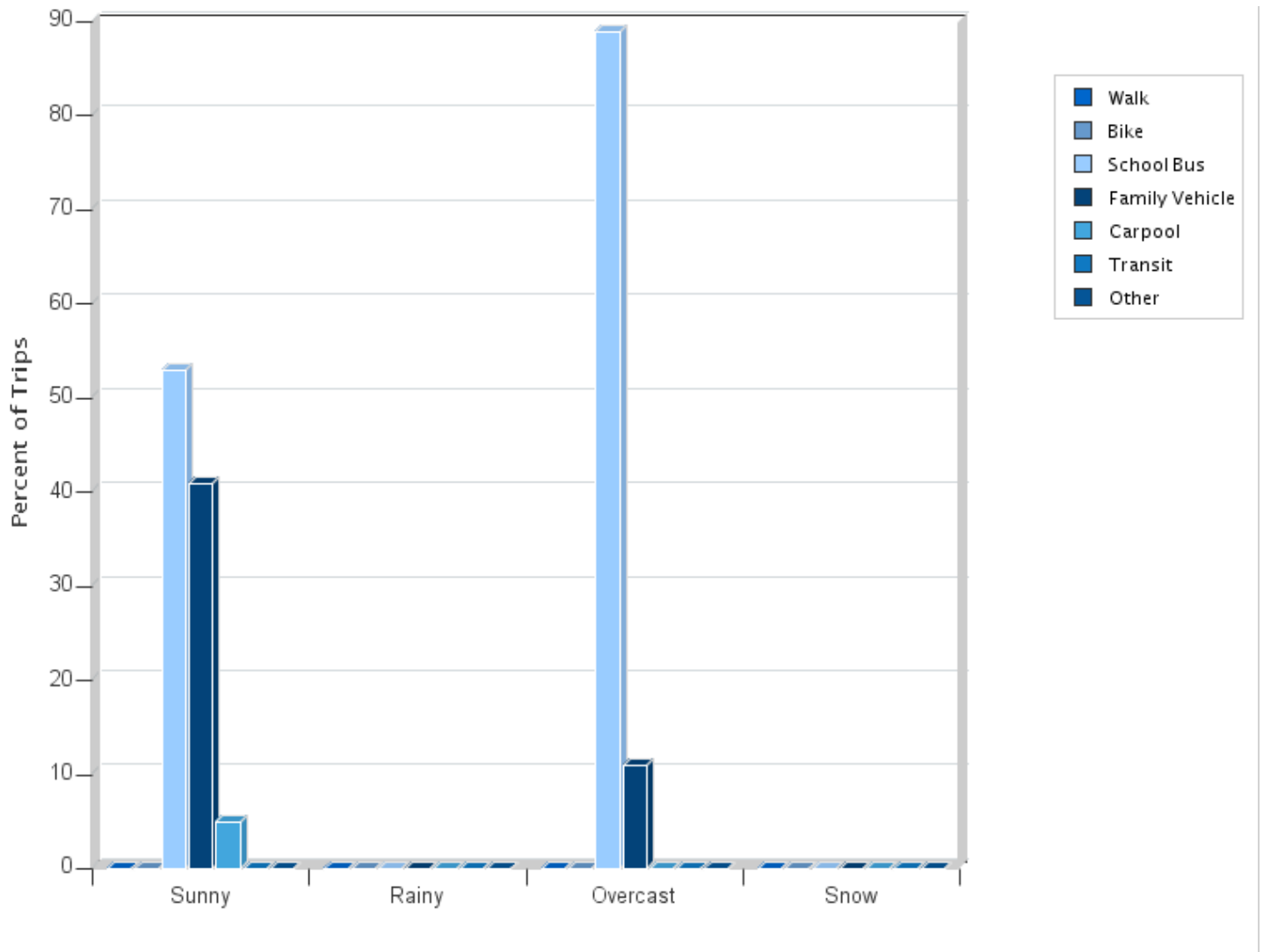


## Morning and Afternoon Travel Mode Comparison by Day

	Number of Trips	Walk	Bike	School Bus	Family Vehicle	Carpool	Transit	Other
Tuesday AM	420	0%	0.5%	50%	46%	3%	0.2%	0%
Tuesday PM	358	0%	0.6%	50%	43%	6%	0%	0%
Wednesday AM	339	0.3%	0.9%	59%	36%	4%	0.3%	0%
Wednesday PM	288	0.3%	0.7%	52%	39%	8%	0%	0%
Thursday AM	304	0%	0%	58%	39%	3%	0%	0%
Thursday PM	253	0.4%	0%	54%	38%	8%	0%	0%

Percentages may not total 100% due to rounding.

### Travel Mode by Weather Conditions



### Travel Mode by Weather Condition

Weather Condition	Number of Trips	Walk	Bike	School Bus	Family Vehicle	Carpool	Transit	Other
Sunny	1943	0.2%	0.5%	53%	41%	5%	0.1%	0%
Rainy	0	0%	0%	0%	0%	0%	0%	0%
Overcast	19	0%	0%	89%	11%	0%	0%	0%
Snow	0	0%	0%	0%	0%	0%	0%	0%

Percentages may not total 100% due to rounding.