

# Student Travel Tally Report: One School in One Data Collection Period

**School Name:** Manor School

**Set ID:** 22706

**School Group:** Marin Safe Routes to Schools

**Month and Year Collected:** May 2017

**School Enrollment:** 359

**Date Report Generated:** 06/28/2017

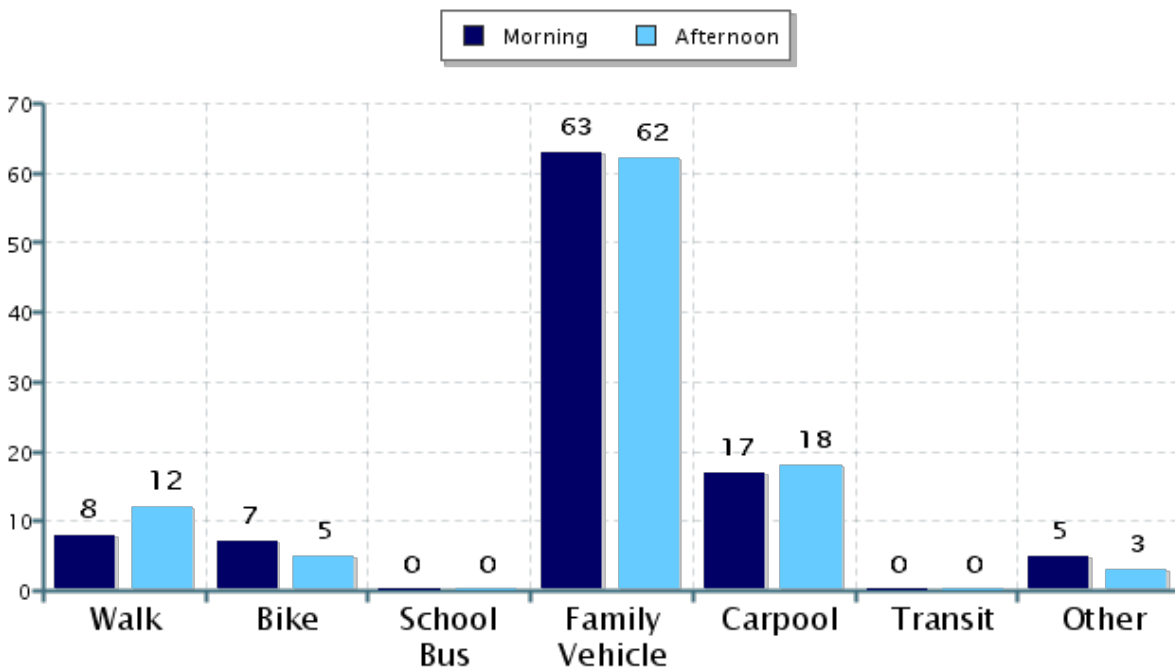
**% of Students reached by SRTS activities:** Don't Know

**Tags:**

**Number of Classrooms  
Included in Report:** 1

This report contains information from your school's classrooms about students' trip to and from school. The data used in this report were collected using the in-class Student Travel Tally questionnaire from the National Center for Safe Routes to School.

## Morning and Afternoon Travel Mode Comparison



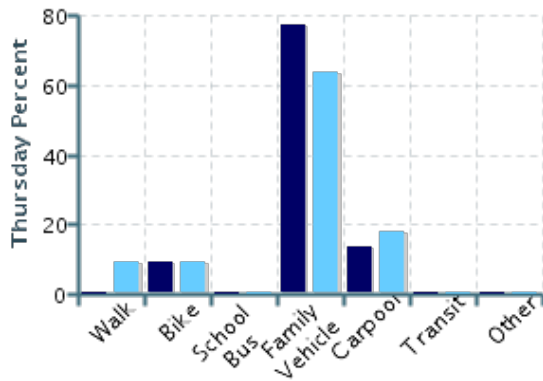
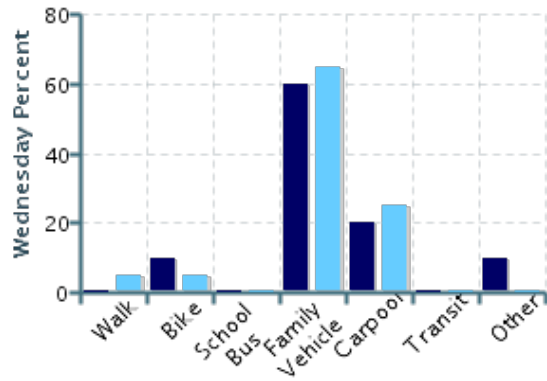
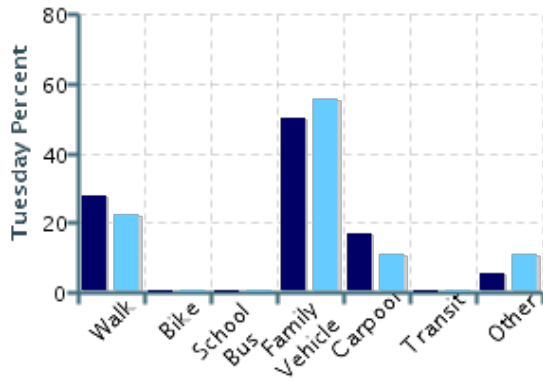
## Morning and Afternoon Travel Mode Comparison

|           | Number of Trips | Walk | Bike | School Bus | Family Vehicle | Carpool | Transit | Other |
|-----------|-----------------|------|------|------------|----------------|---------|---------|-------|
| Morning   | 60              | 8%   | 7%   | 0%         | 63%            | 17%     | 0%      | 5%    |
| Afternoon | 60              | 12%  | 5%   | 0%         | 62%            | 18%     | 0%      | 3%    |

Percentages may not total 100% due to rounding.

## Morning and Afternoon Travel Mode Comparison by Day

■ Morning      ■ Afternoon

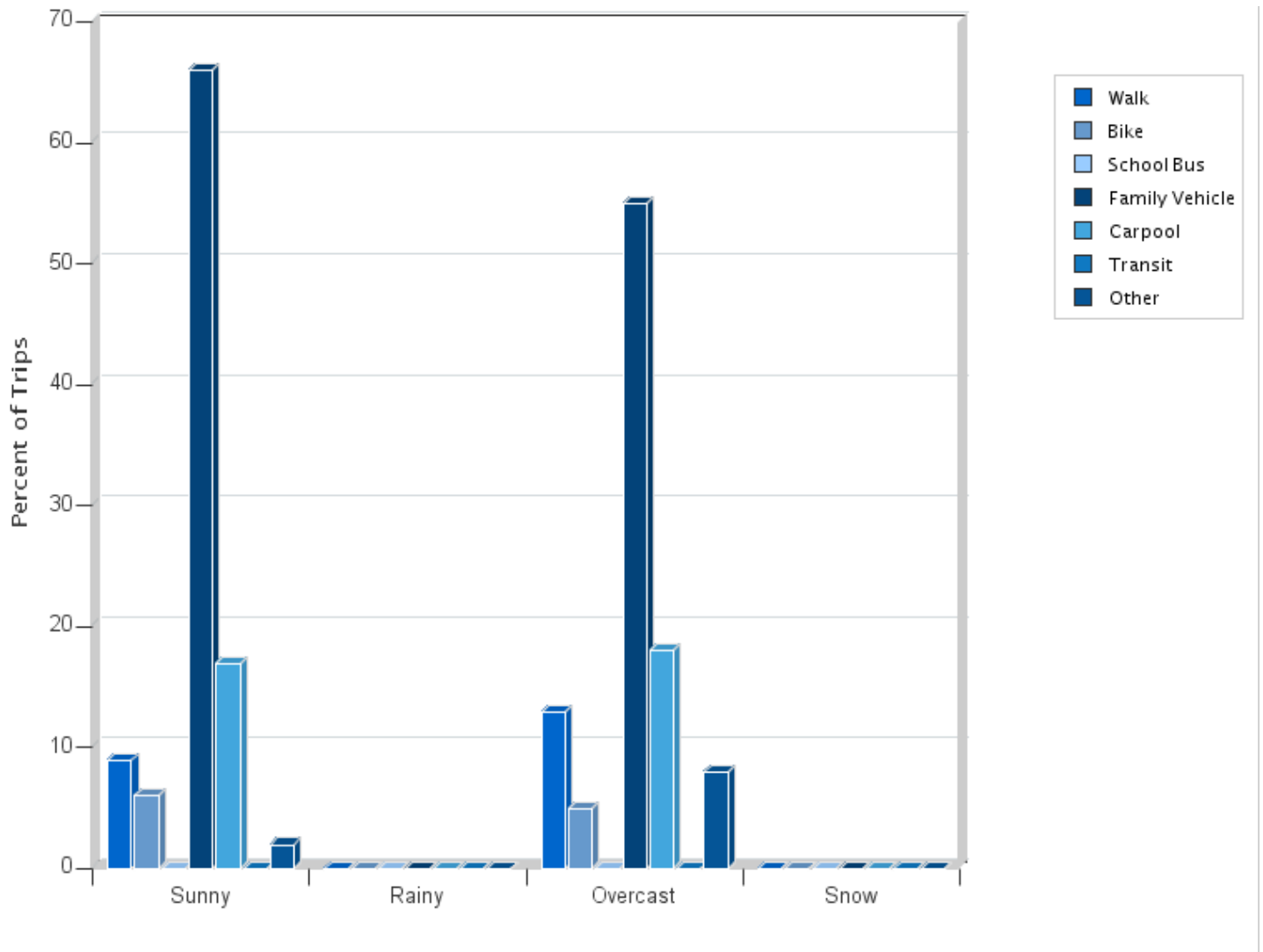


## Morning and Afternoon Travel Mode Comparison by Day

|              | Number of Trips | Walk | Bike | School Bus | Family Vehicle | Carpool | Transit | Other |
|--------------|-----------------|------|------|------------|----------------|---------|---------|-------|
| Tuesday AM   | 18              | 28%  | 0%   | 0%         | 50%            | 17%     | 0%      | 6%    |
| Tuesday PM   | 18              | 22%  | 0%   | 0%         | 56%            | 11%     | 0%      | 11%   |
| Wednesday AM | 20              | 0%   | 10%  | 0%         | 60%            | 20%     | 0%      | 10%   |
| Wednesday PM | 20              | 5%   | 5%   | 0%         | 65%            | 25%     | 0%      | 0%    |
| Thursday AM  | 22              | 0%   | 9%   | 0%         | 77%            | 14%     | 0%      | 0%    |
| Thursday PM  | 22              | 9%   | 9%   | 0%         | 64%            | 18%     | 0%      | 0%    |

Percentages may not total 100% due to rounding.

## Travel Mode by Weather Conditions



## Travel Mode by Weather Condition

| Weather Condition | Number of Trips | Walk | Bike | School Bus | Family Vehicle | Carpool | Transit | Other |
|-------------------|-----------------|------|------|------------|----------------|---------|---------|-------|
| Sunny             | 82              | 9%   | 6%   | 0%         | 66%            | 17%     | 0%      | 2%    |
| Rainy             | 0               | 0%   | 0%   | 0%         | 0%             | 0%      | 0%      | 0%    |
| Overcast          | 38              | 13%  | 5%   | 0%         | 55%            | 18%     | 0%      | 8%    |
| Snow              | 0               | 0%   | 0%   | 0%         | 0%             | 0%      | 0%      | 0%    |

Percentages may not total 100% due to rounding.