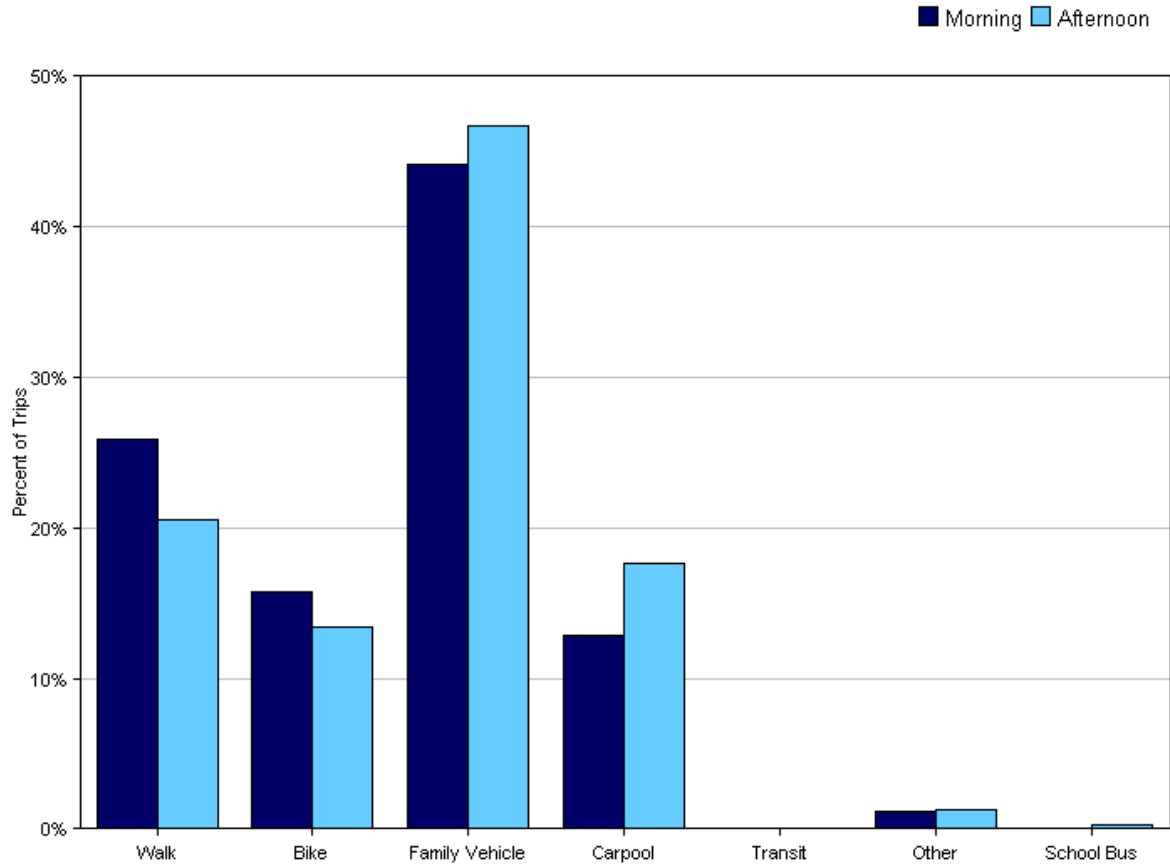


Tally Report

Program Name:	Safe Routes to School	Month and Year Collected:	May 2011
School Name:	Manor School	Set ID:	6822
School Enrollment:	369	Date Report Generated:	06/13/2011
Enrollment within Grades Targeted by SRTS Program:	369	Number of Classrooms Included in Report:	18
Number of Classrooms in School:	18		

Morning and Afternoon Travel Mode Comparison

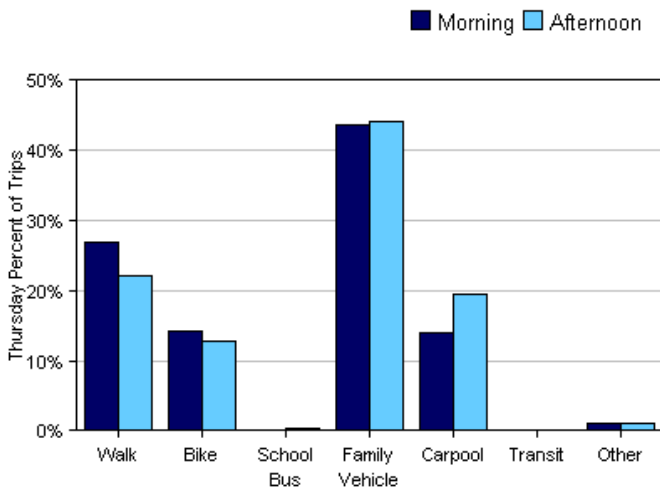
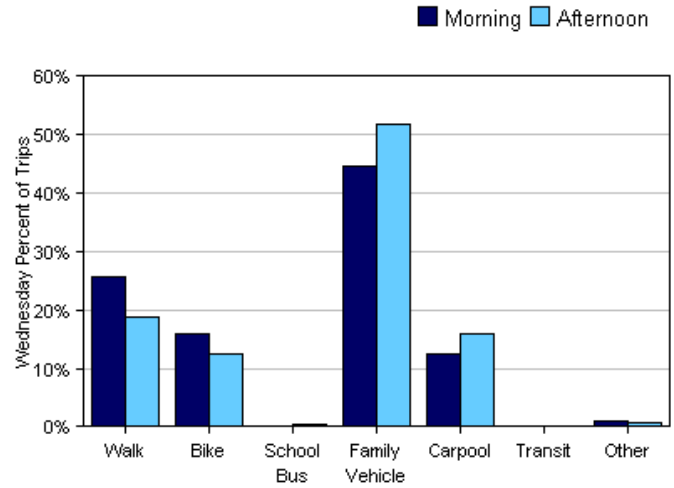
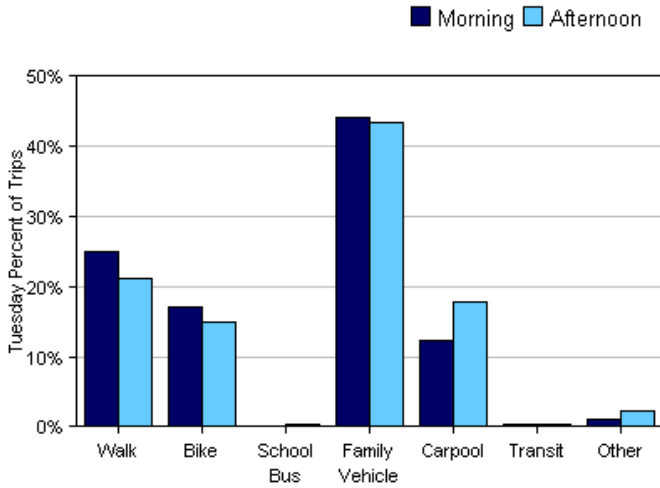


Morning and Afternoon Travel Mode Comparison

	Number of Trips	Walk	Bike	School Bus	Family Vehicle	Carpool	Transit	Other
Morning	1033	26%	16%	0%	44%	13%	0.1%	1%
Afternoon	932	21%	13%	0.3%	47%	18%	0.1%	1%

Percentages may not total 100% due to rounding.

Morning and Afternoon Travel Mode Comparison by Day

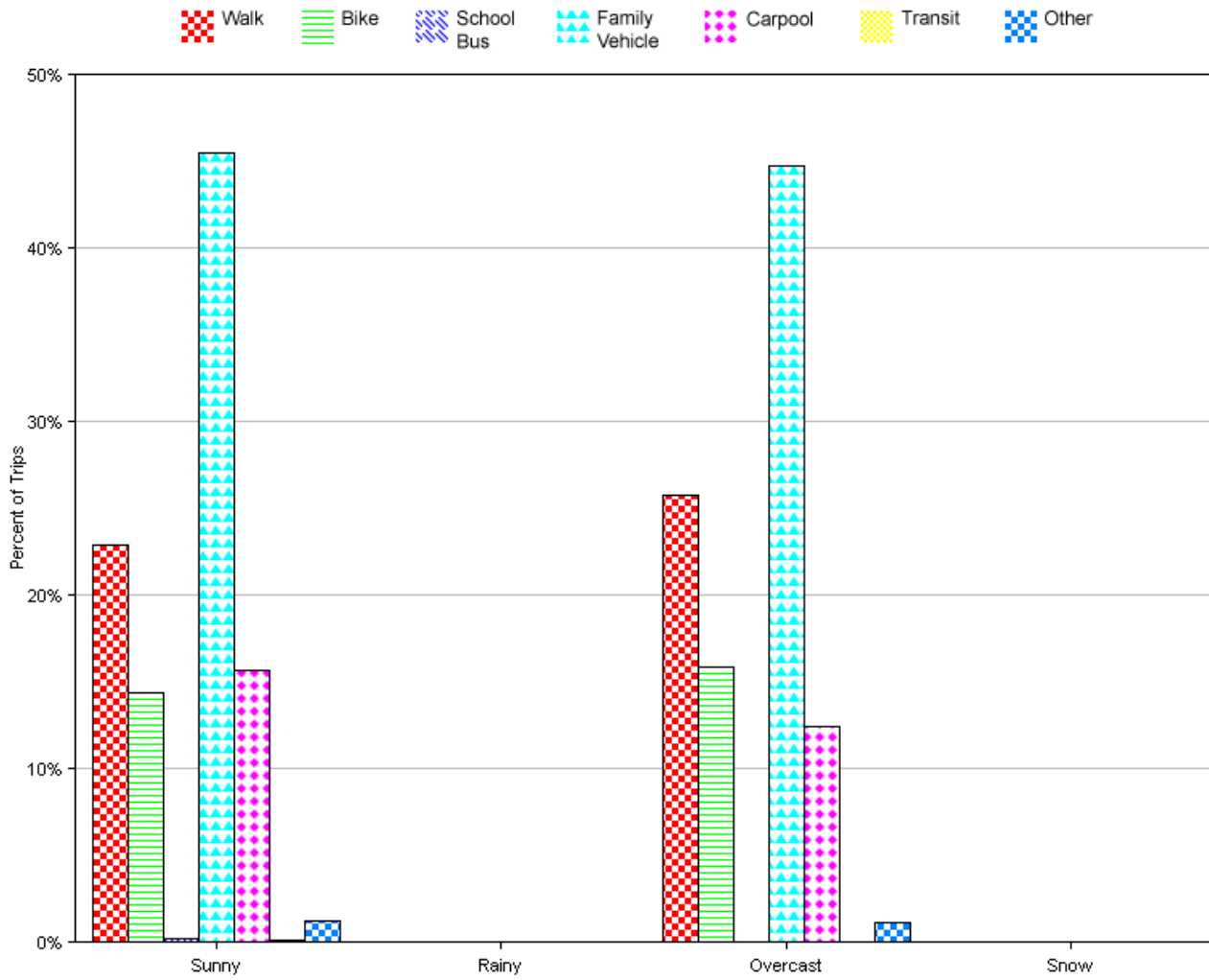


Morning and Afternoon Travel Mode Comparison by Day

	Number of Trips	Walk	Bike	School Bus	Family Vehicle	Carpool	Transit	Other
Tuesday AM	343	25%	17%	0%	44%	12%	0.3%	1%
Tuesday PM	321	21%	15%	0.3%	43%	18%	0.3%	2%
Wednesday AM	353	26%	16%	0%	45%	12%	0%	1%
Wednesday PM	335	19%	13%	0.3%	52%	16%	0%	0.6%
Thursday AM	337	27%	14%	0%	44%	14%	0%	1%
Thursday PM	276	22%	13%	0.4%	44%	20%	0%	1%

Percentages may not total 100% due to rounding.

Travel Mode by Weather Conditions



Travel Mode by Weather Condition

Weather Condition	Number of Trips	Walk	Bike	School Bus	Family Vehicle	Carpool	Transit	Other
Sunny	1612	23%	14%	0.2%	45%	16%	0.1%	1%
Rainy	0	0%	0%	0%	0%	0%	0%	0%
Overcast	353	26%	16%	0%	45%	12%	0%	1%
Snow	0	0%	0%	0%	0%	0%	0%	0%

Percentages may not total 100% due to rounding.