

Student Travel Tally Report: One School in One Data Collection Period

School Name: Manor School

Set ID: 15941

School Group: Safe Routes to School

Month and Year Collected: September 2014

School Enrollment: 410

Date Report Generated: 12/02/2014

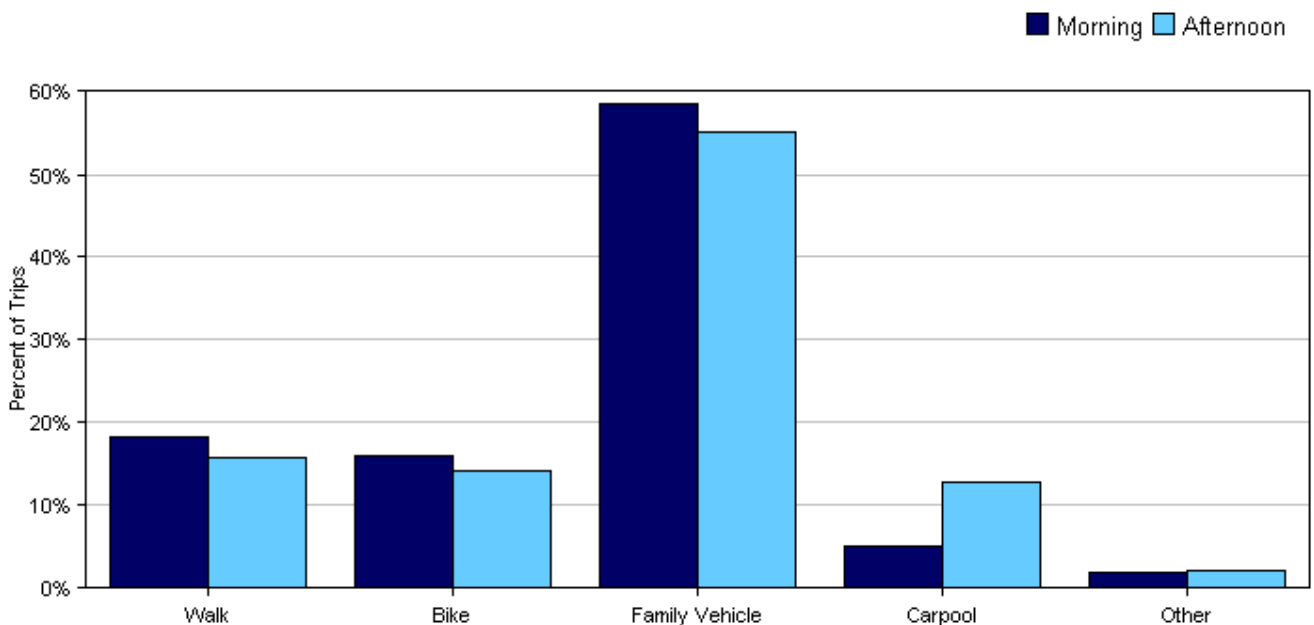
% of Students reached by SRTS activities: Don't Know

Tags:

**Number of Classrooms
Included in Report:** 17

This report contains information from your school's classrooms about students' trip to and from school. The data used in this report were collected using the in-class Student Travel Tally questionnaire from the National Center for Safe Routes to School.

Morning and Afternoon Travel Mode Comparison

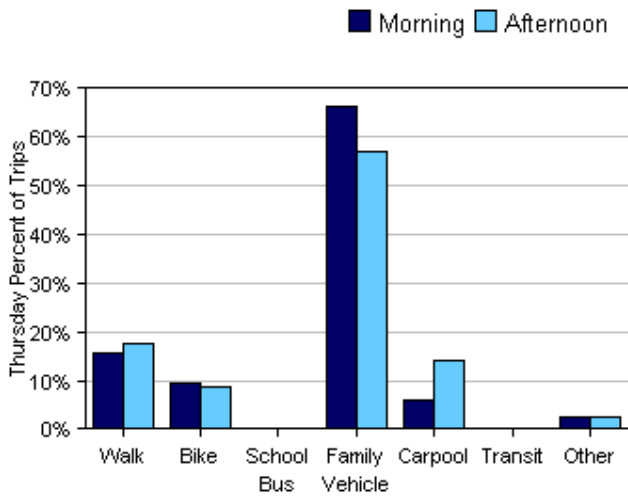
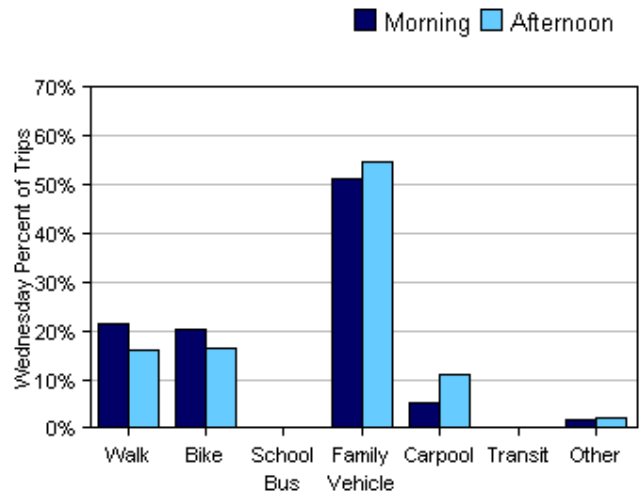
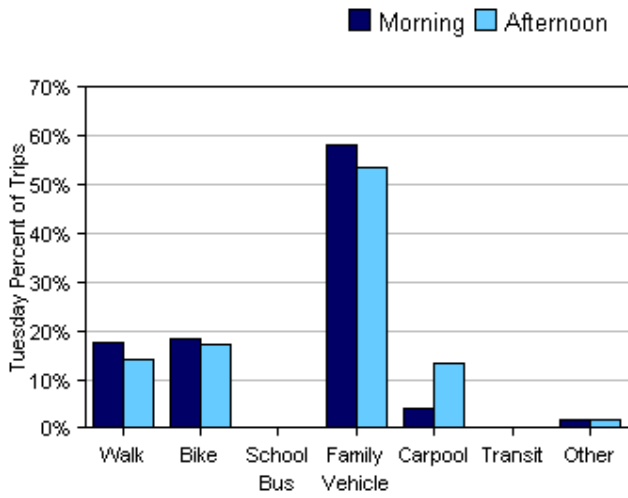


Morning and Afternoon Travel Mode Comparison

	Number of Trips	Walk	Bike	School Bus	Family Vehicle	Carpool	Transit	Other
Morning	933	18%	16%	0%	59%	5%	0%	2%
Afternoon	779	16%	14%	0%	55%	13%	0%	2%

Percentages may not total 100% due to rounding.

Morning and Afternoon Travel Mode Comparison by Day

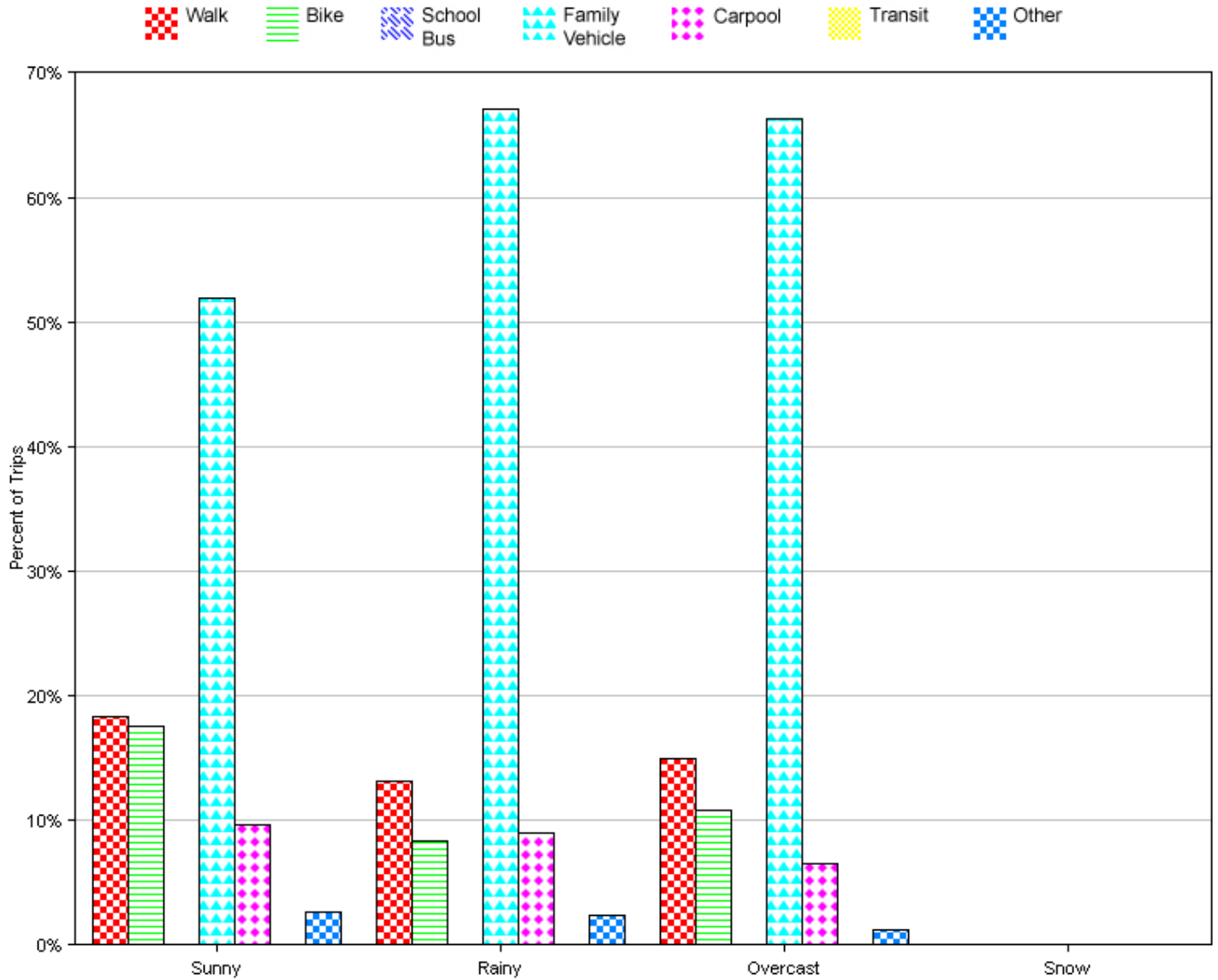


Morning and Afternoon Travel Mode Comparison by Day

	Number of Trips	Walk	Bike	School Bus	Family Vehicle	Carpool	Transit	Other
Tuesday AM	315	18%	18%	0%	58%	4%	0%	2%
Tuesday PM	277	14%	17%	0%	53%	13%	0%	2%
Wednesday AM	308	21%	20%	0%	51%	5%	0%	2%
Wednesday PM	252	16%	16%	0%	55%	11%	0%	2%
Thursday AM	310	16%	9%	0%	66%	6%	0%	3%
Thursday PM	250	18%	9%	0%	57%	14%	0%	2%

Percentages may not total 100% due to rounding.

Travel Mode by Weather Conditions



Travel Mode by Weather Condition

Weather Condition	Number of Trips	Walk	Bike	School Bus	Family Vehicle	Carpool	Transit	Other
Sunny	923	18%	18%	0%	52%	10%	0%	3%
Rainy	167	13%	8%	0%	67%	9%	0%	2%
Overcast	333	15%	11%	0%	66%	7%	0%	1%
Snow	0	0%	0%	0%	0%	0%	0%	0%

Percentages may not total 100% due to rounding.