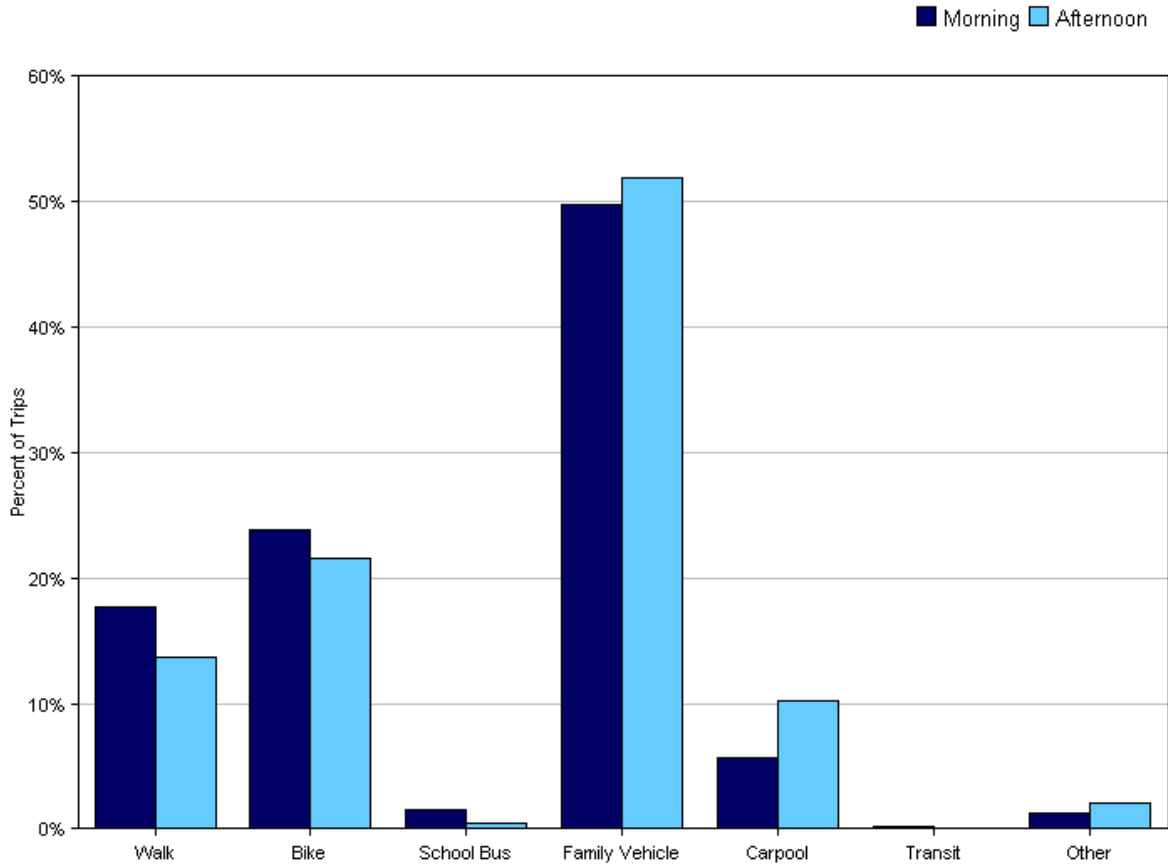


Tally Report

Program Name:	Safe Routes to School	Month and Year Collected:	September 2010
School Name:	Manor School	Set ID:	5089
School Enrollment:	369	Date Report Generated:	12/09/2010
Enrollment within Grades Targeted by SRTS Program:	369	Number of Classrooms Included in Report:	18
Number of Classrooms in School:	19		

Morning and Afternoon Travel Mode Comparison

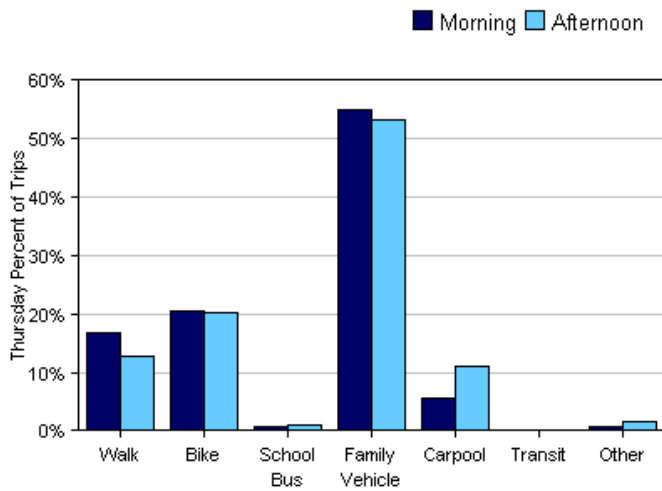
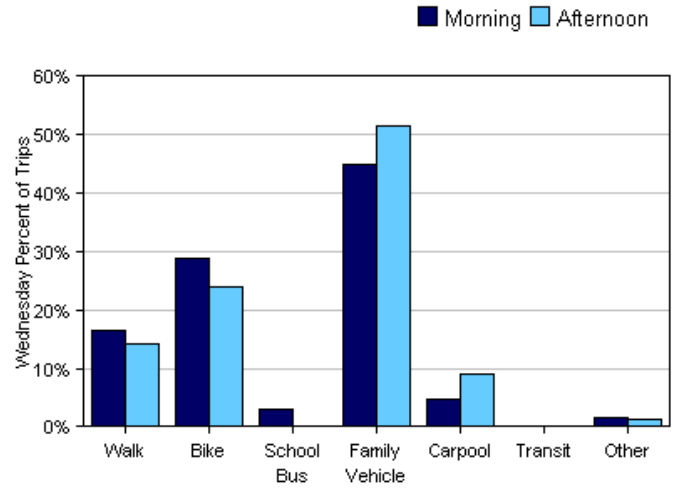
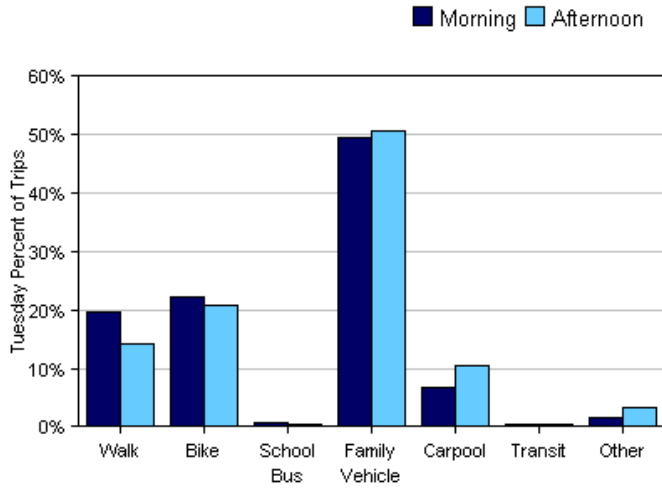


Morning and Afternoon Travel Mode Comparison

	Number of Trips	Walk	Bike	School Bus	Family Vehicle	Carpool	Transit	Other
Morning	1054	18%	24%	2%	50%	6%	0.2%	1%
Afternoon	939	14%	22%	0.4%	52%	10%	0.1%	2%

Percentages may not total 100% due to rounding.

Morning and Afternoon Travel Mode Comparison by Day

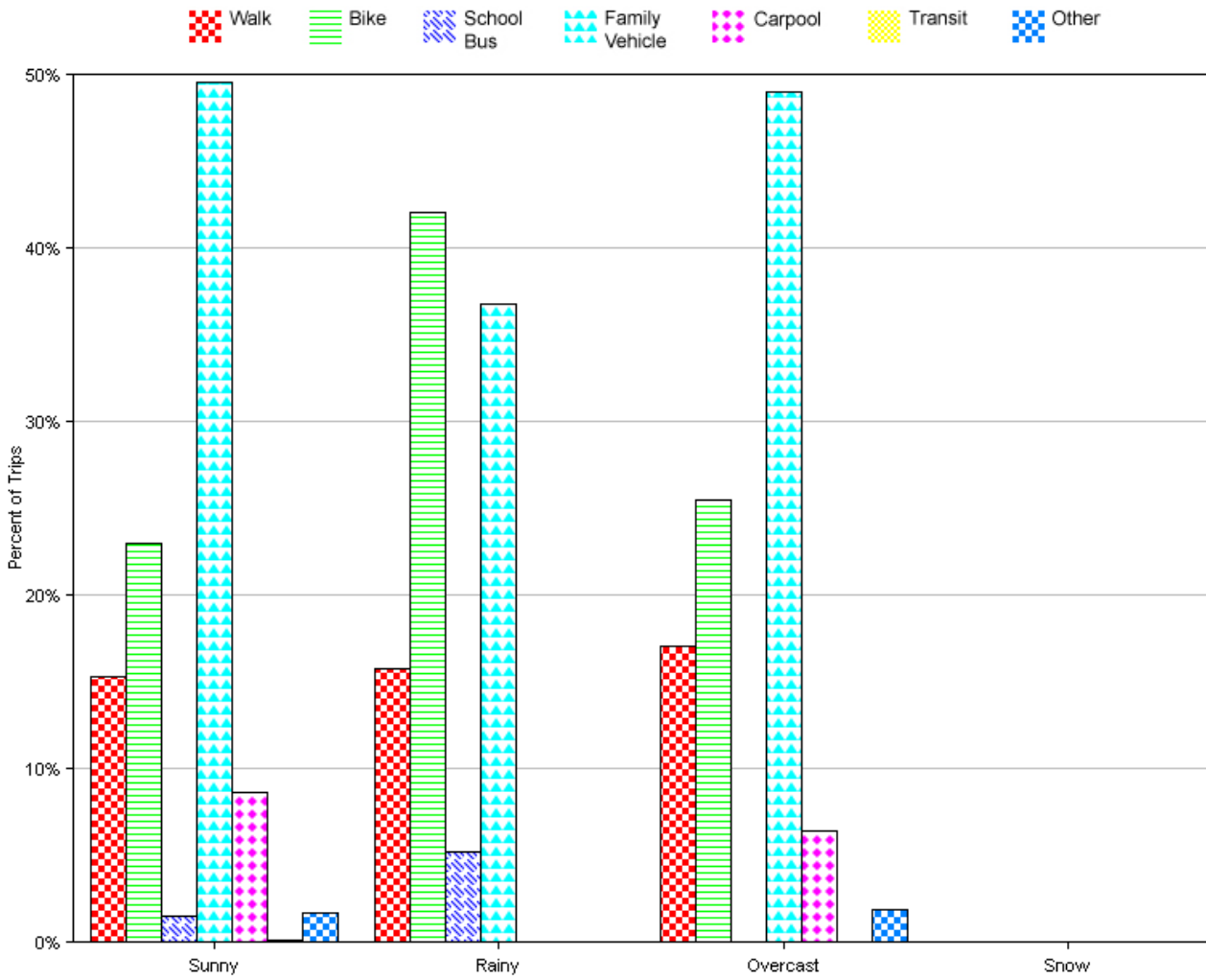


Morning and Afternoon Travel Mode Comparison by Day

	Number of Trips	Walk	Bike	School Bus	Family Vehicle	Carpool	Transit	Other
Tuesday AM	348	20%	22%	0.6%	49%	7%	0.3%	1%
Tuesday PM	312	14%	21%	0.3%	51%	11%	0.3%	3%
Wednesday AM	351	17%	29%	3%	45%	5%	0%	2%
Wednesday PM	314	14%	24%	0%	52%	9%	0%	1%
Thursday AM	355	17%	21%	0.8%	55%	6%	0.3%	0.8%
Thursday PM	313	13%	20%	1.0%	53%	11%	0%	2%

Percentages may not total 100% due to rounding.

Travel Mode by Weather Conditions



Travel Mode by Weather Condition

Weather Condition	Number of Trips	Walk	Bike	School Bus	Family Vehicle	Carpool	Transit	Other
Sunny	1214	15%	23%	2%	50%	9%	0.2%	2%
Rainy	19	16%	42%	5%	37%	0%	0%	0%
Overcast	479	17%	25%	0%	49%	6%	0%	2%
Snow	0	0%	0%	0%	0%	0%	0%	0%

Percentages may not total 100% due to rounding.