

Student Travel Tally Report: One School in One Data Collection Period

School Name: Manor School

Set ID: 18684

School Group: Marin Safe Routes to Schools

Month and Year Collected: September 2015

School Enrollment: 388

Date Report Generated: 12/29/2015

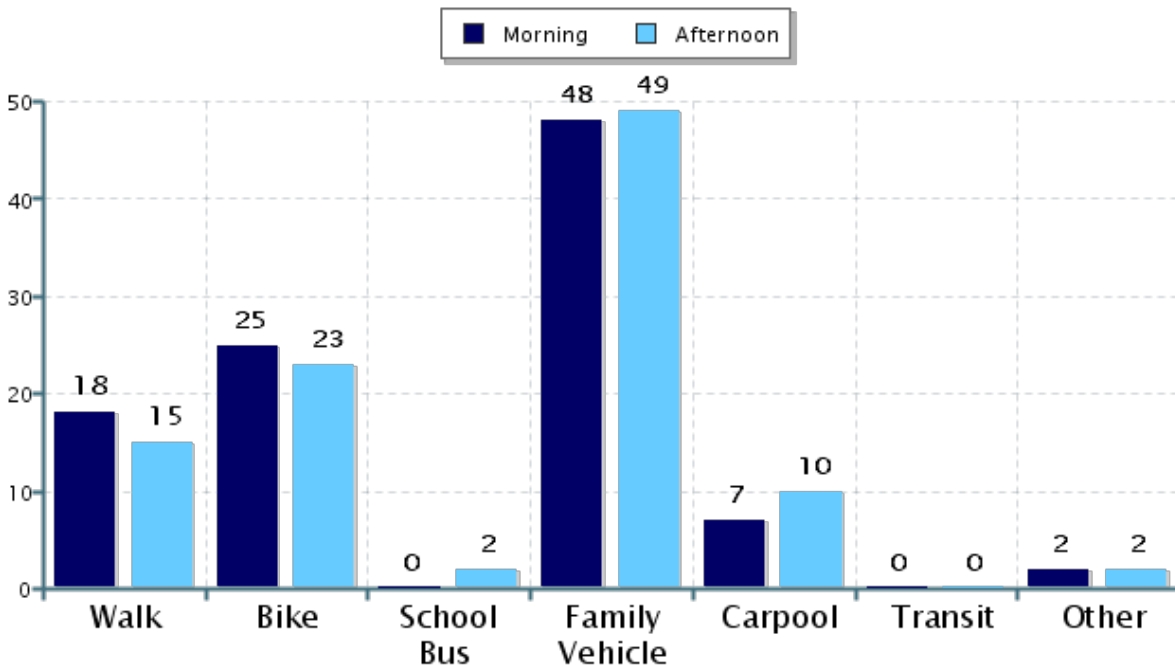
% of Students reached by SRTS activities: Don't Know

Tags:

**Number of Classrooms
Included in Report:** 18

This report contains information from your school's classrooms about students' trip to and from school. The data used in this report were collected using the in-class Student Travel Tally questionnaire from the National Center for Safe Routes to School.

Morning and Afternoon Travel Mode Comparison



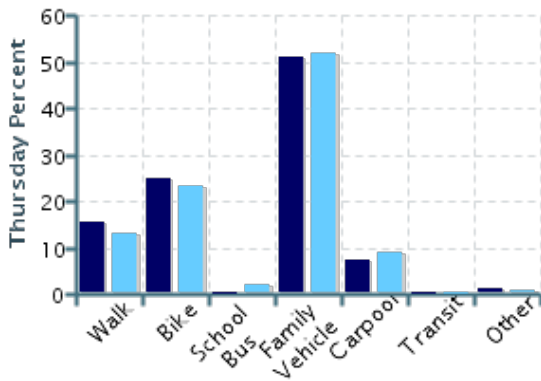
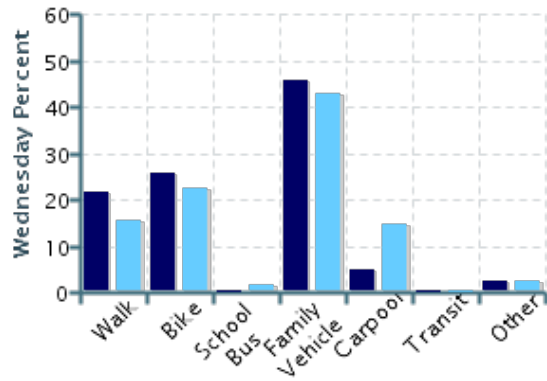
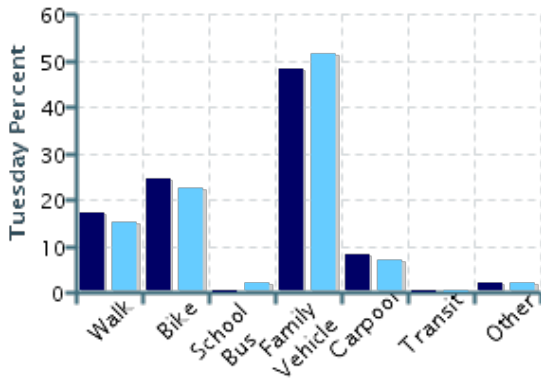
Morning and Afternoon Travel Mode Comparison

	Number of Trips	Walk	Bike	School Bus	Family Vehicle	Carpool	Transit	Other
Morning	1063	18%	25%	0%	48%	7%	0%	2%
Afternoon	961	15%	23%	2%	49%	10%	0%	2%

Percentages may not total 100% due to rounding.

Morning and Afternoon Travel Mode Comparison by Day

■ Morning ■ Afternoon

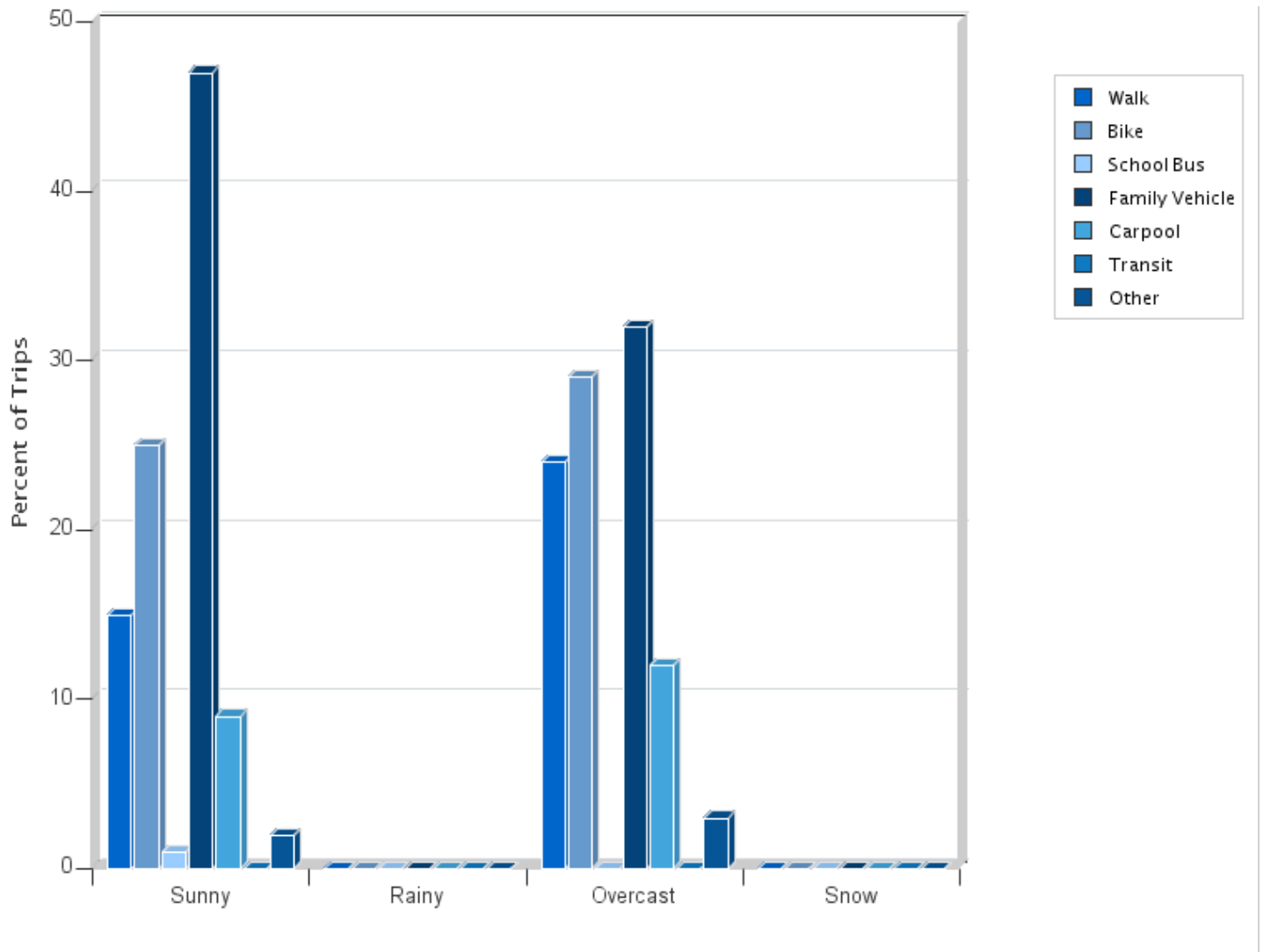


Morning and Afternoon Travel Mode Comparison by Day

	Number of Trips	Walk	Bike	School Bus	Family Vehicle	Carpool	Transit	Other
Tuesday AM	358	17%	25%	0%	48%	8%	0%	2%
Tuesday PM	322	15%	22%	2%	52%	7%	0%	2%
Wednesday AM	354	21%	26%	0%	46%	5%	0%	2%
Wednesday PM	328	16%	23%	2%	43%	15%	0%	2%
Thursday AM	351	15%	25%	0%	51%	7%	0%	1%
Thursday PM	311	13%	23%	2%	52%	9%	0%	1.0%

Percentages may not total 100% due to rounding.

Travel Mode by Weather Conditions



Travel Mode by Weather Condition

Weather Condition	Number of Trips	Walk	Bike	School Bus	Family Vehicle	Carpool	Transit	Other
Sunny	1676	15%	25%	1%	47%	9%	0%	2%
Rainy	0	0%	0%	0%	0%	0%	0%	0%
Overcast	34	24%	29%	0%	32%	12%	0%	3%
Snow	0	0%	0%	0%	0%	0%	0%	0%

Percentages may not total 100% due to rounding.