

Student Travel Tally Report: One School in One Data Collection Period

School Name: Bayside Martin Luther King Jr. Academy

Set ID: 20488

School Group: Marin Safe Routes to Schools

Month and Year Collected: May 2016

School Enrollment: 139

Date Report Generated: 11/25/2016

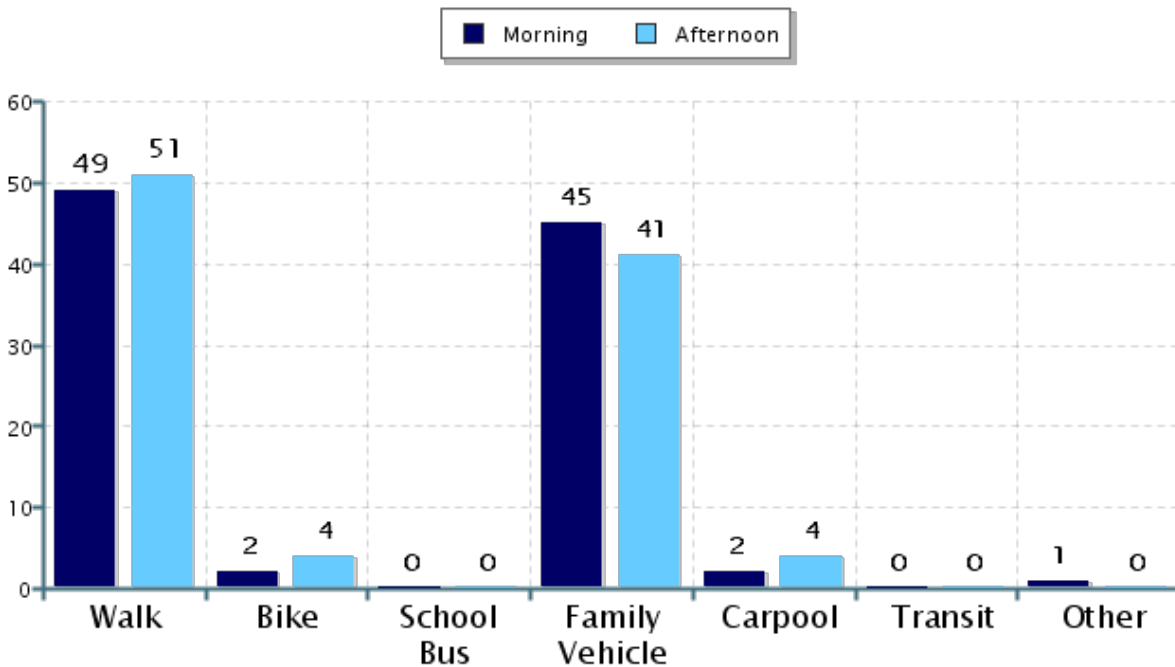
% of Students reached by SRTS activities: Don't Know

Tags: 2016 Spring Student Tally

**Number of Classrooms
Included in Report:** 4

This report contains information from your school's classrooms about students' trip to and from school. The data used in this report were collected using the in-class Student Travel Tally questionnaire from the National Center for Safe Routes to School.

Morning and Afternoon Travel Mode Comparison



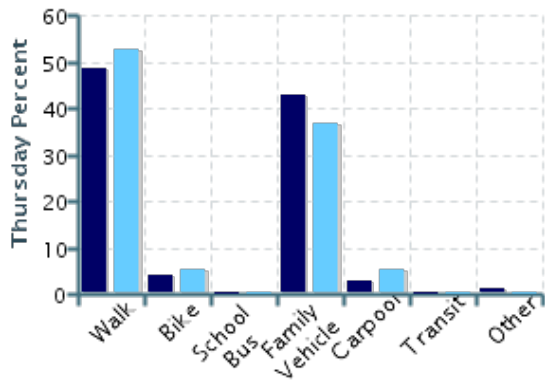
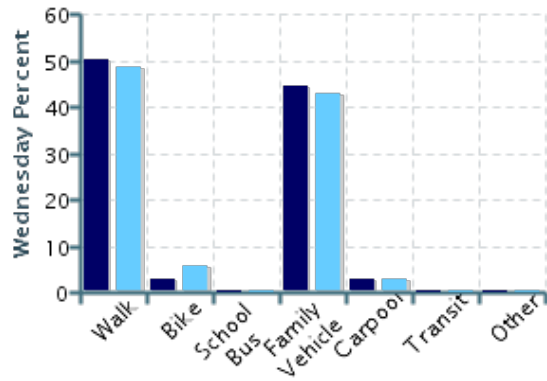
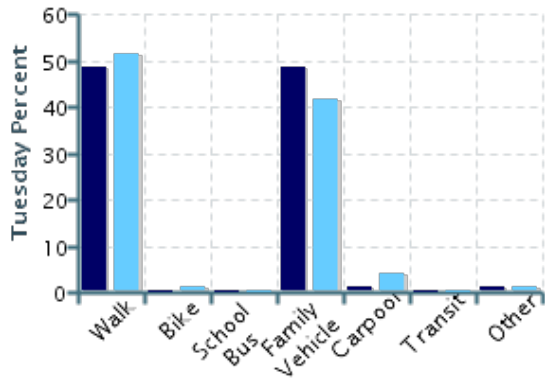
Morning and Afternoon Travel Mode Comparison

	Number of Trips	Walk	Bike	School Bus	Family Vehicle	Carpool	Transit	Other
Morning	214	49%	2%	0%	45%	2%	0%	0.9%
Afternoon	201	51%	4%	0%	41%	4%	0%	0.5%

Percentages may not total 100% due to rounding.

Morning and Afternoon Travel Mode Comparison by Day

■ Morning ■ Afternoon

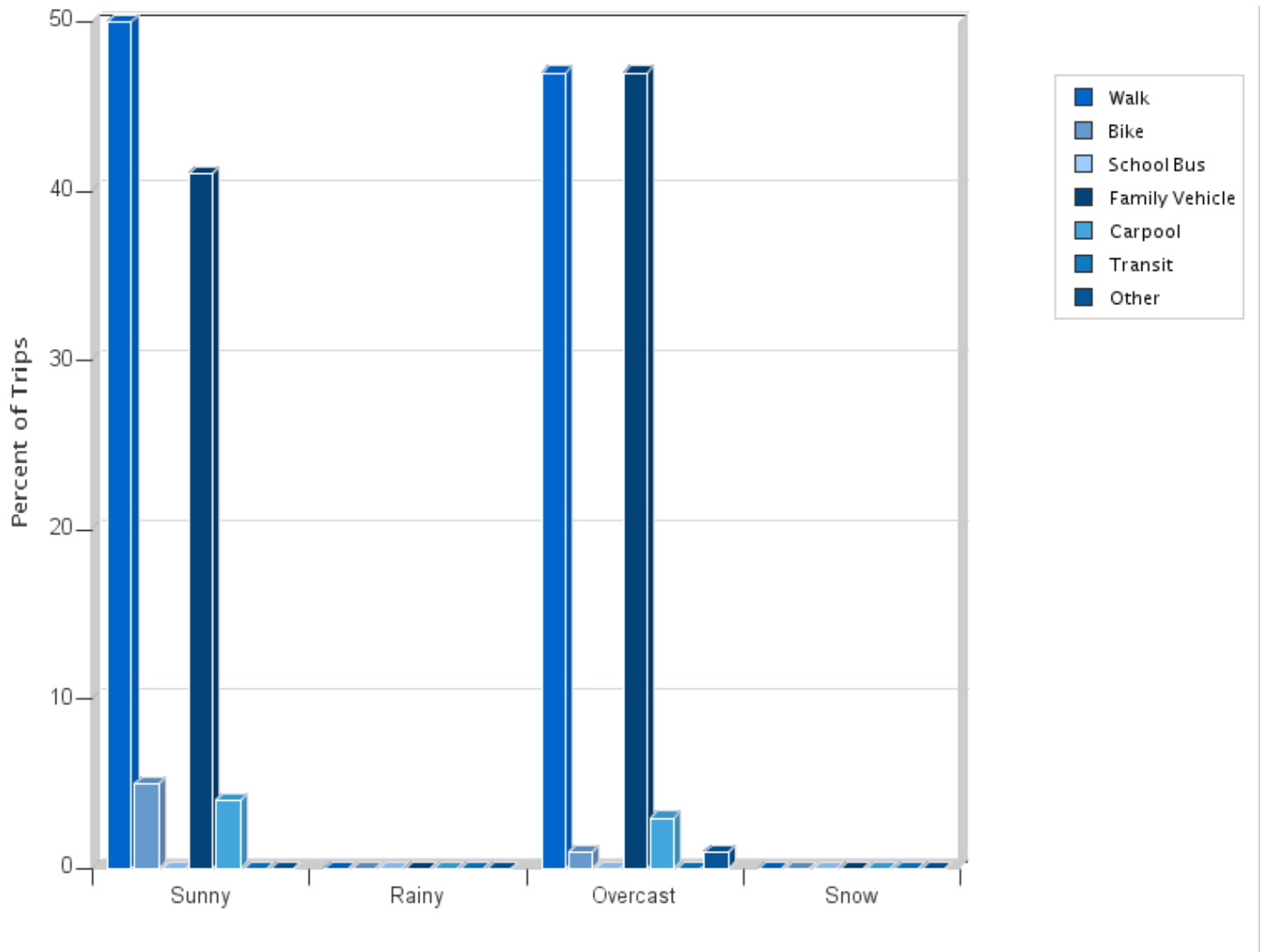


Morning and Afternoon Travel Mode Comparison by Day

	Number of Trips	Walk	Bike	School Bus	Family Vehicle	Carpool	Transit	Other
Tuesday AM	72	49%	0%	0%	49%	1%	0%	1%
Tuesday PM	72	51%	1%	0%	42%	4%	0%	1%
Wednesday AM	72	50%	3%	0%	44%	3%	0%	0%
Wednesday PM	72	49%	6%	0%	43%	3%	0%	0%
Thursday AM	70	49%	4%	0%	43%	3%	0%	1%
Thursday PM	57	53%	5%	0%	37%	5%	0%	0%

Percentages may not total 100% due to rounding.

Travel Mode by Weather Conditions



Travel Mode by Weather Condition

Weather Condition	Number of Trips	Walk	Bike	School Bus	Family Vehicle	Carpool	Transit	Other
Sunny	213	50%	5%	0%	41%	4%	0%	0%
Rainy	0	0%	0%	0%	0%	0%	0%	0%
Overcast	154	47%	1%	0%	47%	3%	0%	0.6%
Snow	0	0%	0%	0%	0%	0%	0%	0%

Percentages may not total 100% due to rounding.