

Student Travel Tally Report: One School in One Data Collection Period

School Name: Bayside Martin Luther King Jr. Academy

Set ID: 19117

School Group: Marin Safe Routes to Schools

Month and Year Collected: September 2015

School Enrollment: 139

Date Report Generated: 07/25/2017

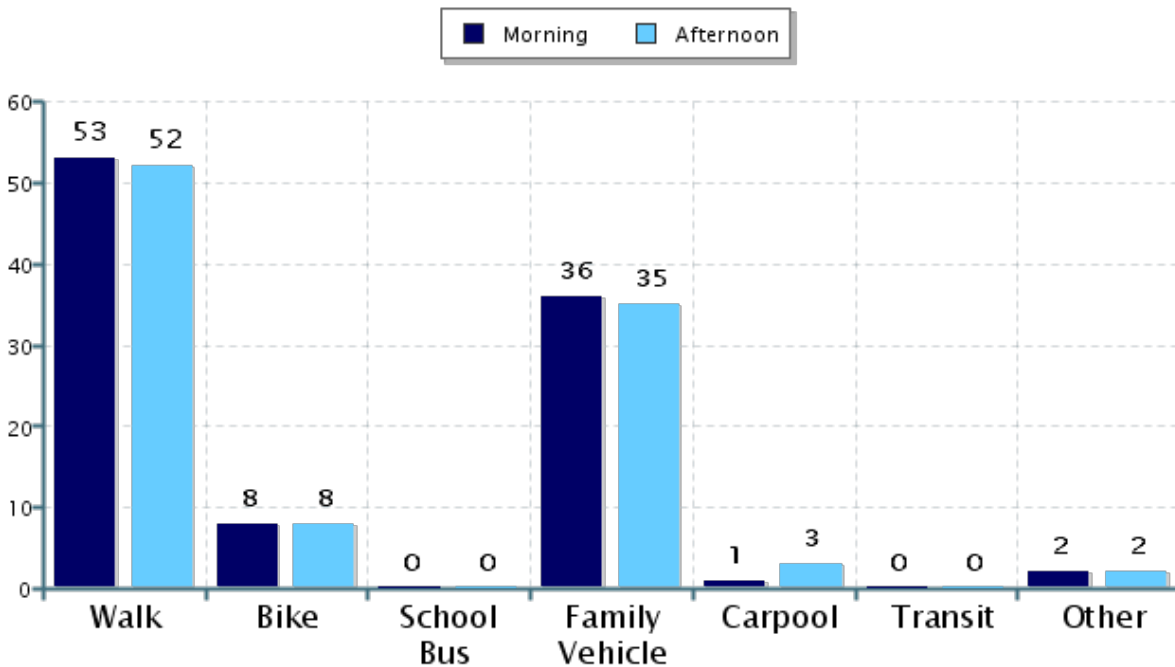
% of Students reached by SRTS activities: Don't Know

Tags:

**Number of Classrooms
Included in Report:** 5

This report contains information from your school's classrooms about students' trip to and from school. The data used in this report were collected using the in-class Student Travel Tally questionnaire from the National Center for Safe Routes to School.

Morning and Afternoon Travel Mode Comparison



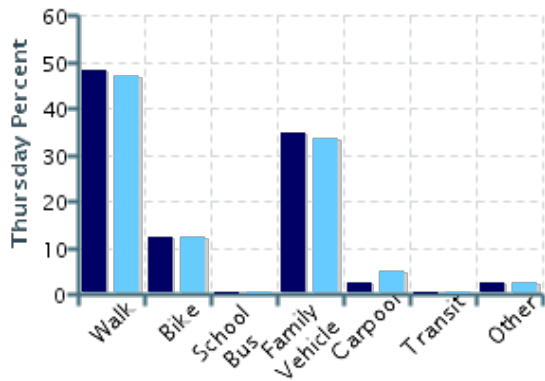
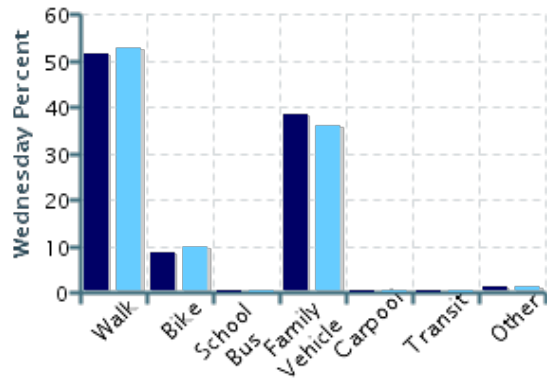
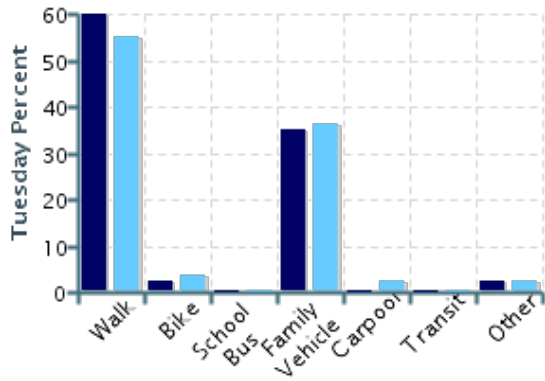
Morning and Afternoon Travel Mode Comparison

	Number of Trips	Walk	Bike	School Bus	Family Vehicle	Carpool	Transit	Other
Morning	236	53%	8%	0%	36%	0.8%	0%	2%
Afternoon	236	52%	8%	0%	35%	3%	0%	2%

Percentages may not total 100% due to rounding.

Morning and Afternoon Travel Mode Comparison by Day

■ Morning ■ Afternoon

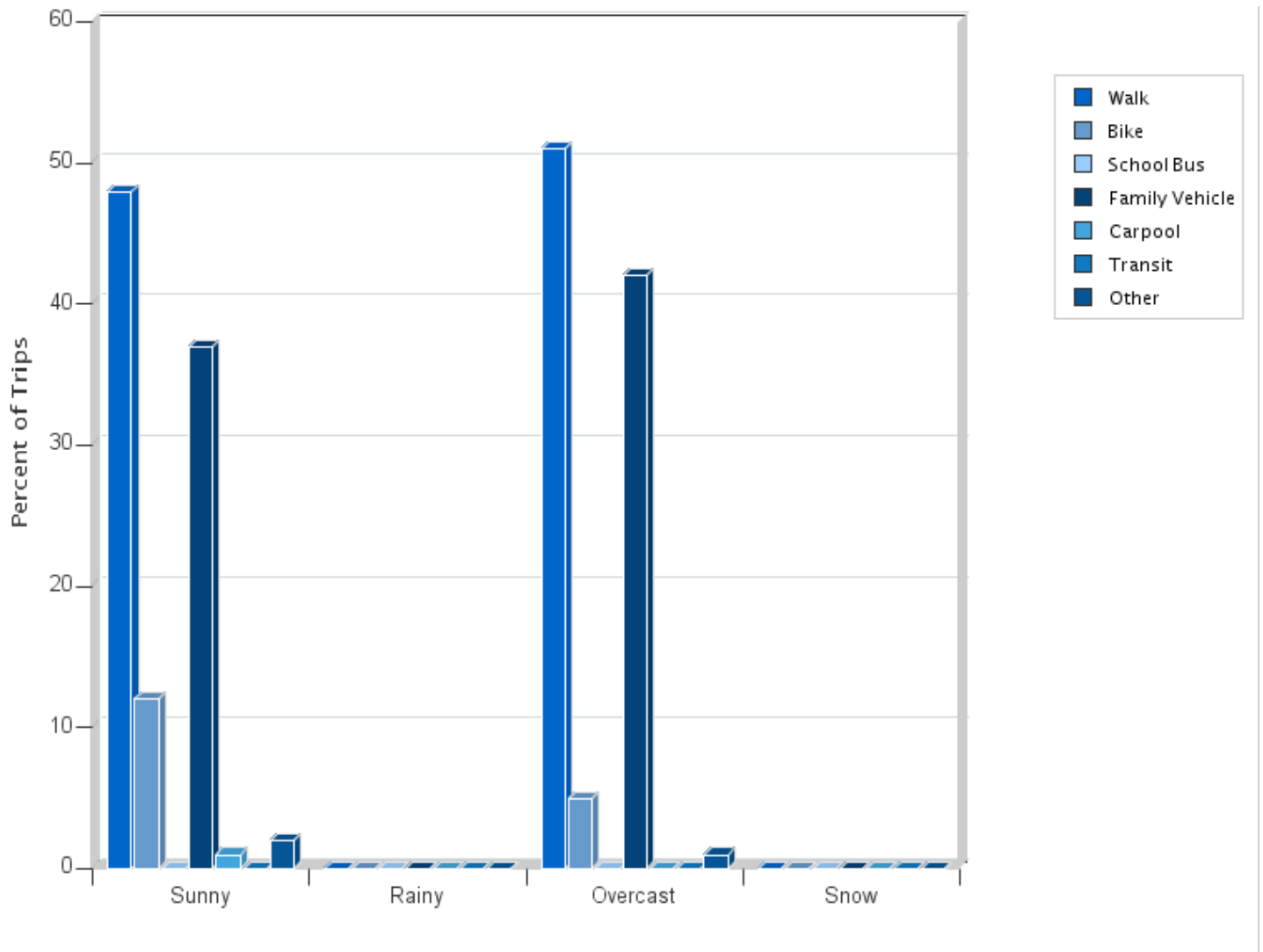


Morning and Afternoon Travel Mode Comparison by Day

	Number of Trips	Walk	Bike	School Bus	Family Vehicle	Carpool	Transit	Other
Tuesday AM	85	60%	2%	0%	35%	0%	0%	2%
Tuesday PM	85	55%	4%	0%	36%	2%	0%	2%
Wednesday AM	70	51%	9%	0%	39%	0%	0%	1%
Wednesday PM	70	53%	10%	0%	36%	0%	0%	1%
Thursday AM	81	48%	12%	0%	35%	2%	0%	2%
Thursday PM	81	47%	12%	0%	33%	5%	0%	2%

Percentages may not total 100% due to rounding.

Travel Mode by Weather Conditions



Travel Mode by Weather Condition

Weather Condition	Number of Trips	Walk	Bike	School Bus	Family Vehicle	Carpool	Transit	Other
Sunny	188	48%	12%	0%	37%	1%	0%	2%
Rainy	0	0%	0%	0%	0%	0%	0%	0%
Overcast	140	51%	5%	0%	42%	0%	0%	1%
Snow	0	0%	0%	0%	0%	0%	0%	0%

Percentages may not total 100% due to rounding.