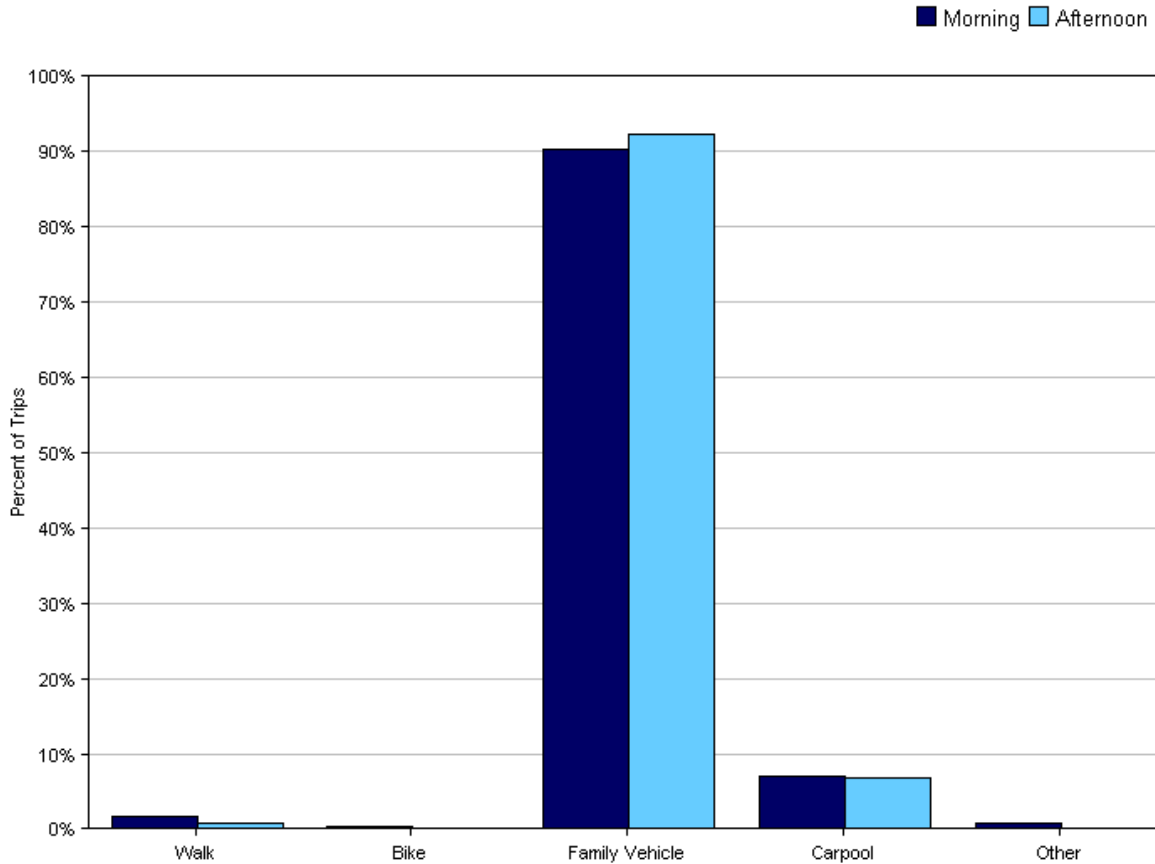


Tally Report

Program Name:	Safe Routes to School	Month and Year Collected:	September 2010
School Name:	Lycee Francais	Set ID:	5236
School Enrollment:	225	Date Report Generated:	12/09/2010
Enrollment within Grades Targeted by SRTS Program:	225	Number of Classrooms Included in Report:	6
Number of Classrooms in School:	225		

Morning and Afternoon Travel Mode Comparison

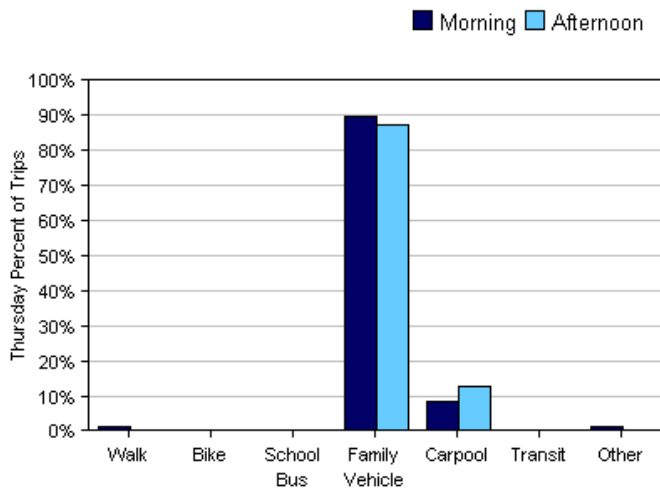
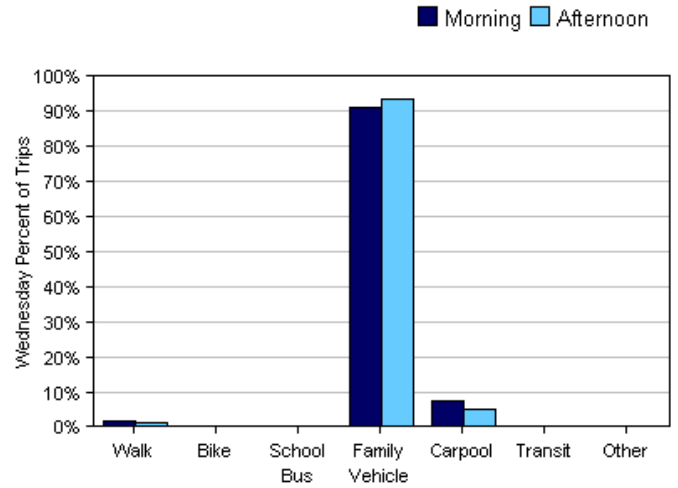
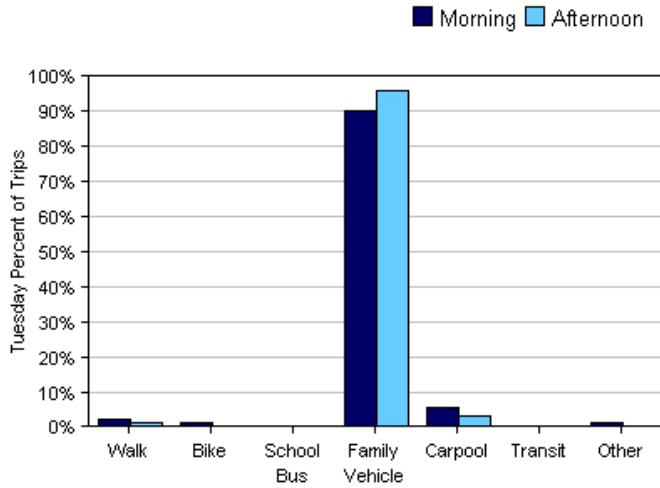


Morning and Afternoon Travel Mode Comparison

	Number of Trips	Walk	Bike	School Bus	Family Vehicle	Carpool	Transit	Other
Morning	297	2%	0.3%	0%	90%	7%	0%	0.7%
Afternoon	249	0.8%	0%	0%	92%	7%	0%	0%

Percentages may not total 100% due to rounding.

Morning and Afternoon Travel Mode Comparison by Day

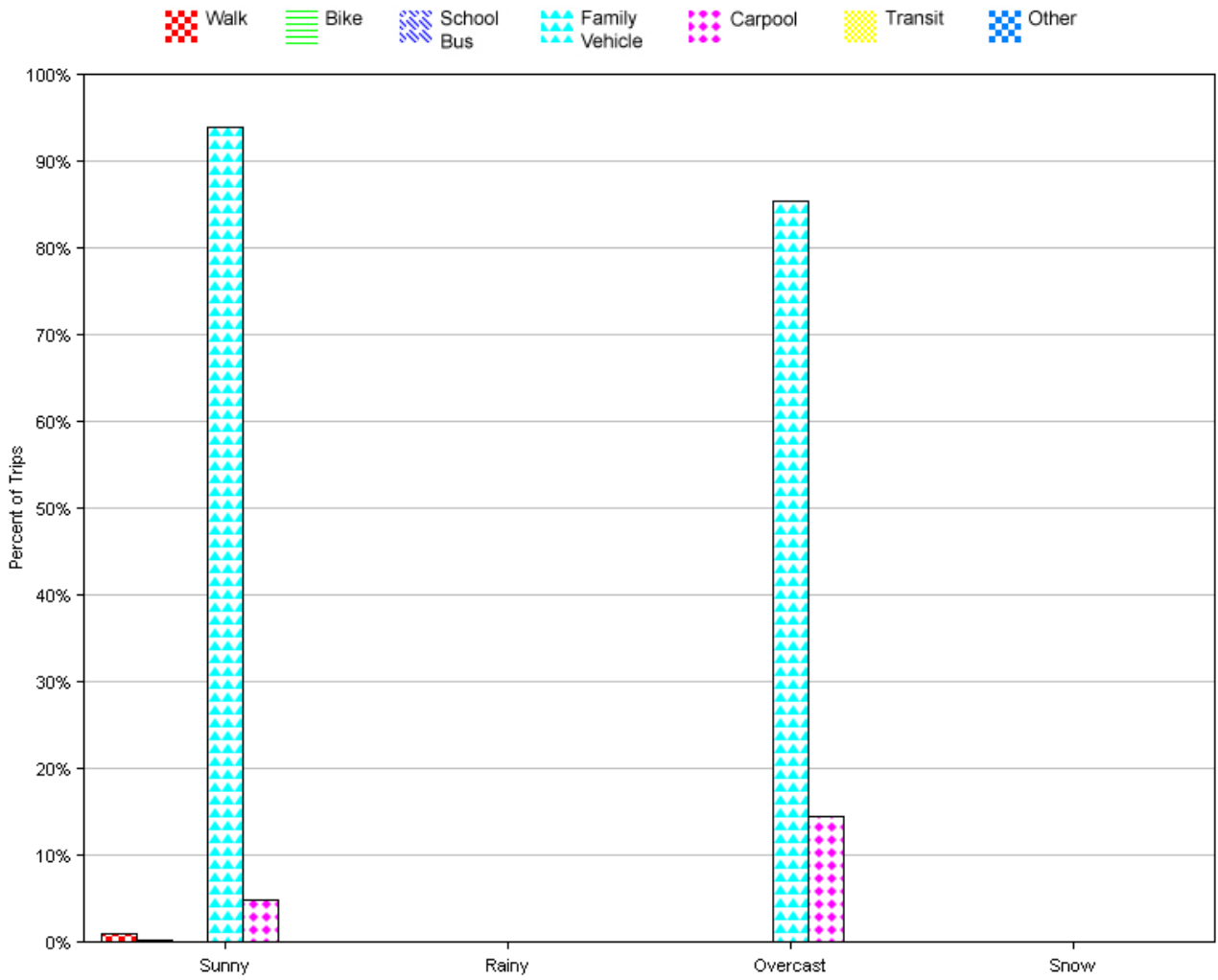


Morning and Afternoon Travel Mode Comparison by Day

	Number of Trips	Walk	Bike	School Bus	Family Vehicle	Carpool	Transit	Other
Tuesday AM	91	2%	1%	0%	90%	5%	0%	1%
Tuesday PM	93	1%	0%	0%	96%	3%	0%	0%
Wednesday AM	110	2%	0%	0%	91%	7%	0%	0%
Wednesday PM	78	1%	0%	0%	94%	5%	0%	0%
Thursday AM	96	1%	0%	0%	90%	8%	0%	1%
Thursday PM	78	0%	0%	0%	87%	13%	0%	0%

Percentages may not total 100% due to rounding.

Travel Mode by Weather Conditions



Travel Mode by Weather Condition

Weather Condition	Number of Trips	Walk	Bike	School Bus	Family Vehicle	Carpool	Transit	Other
Sunny	393	1%	0.3%	0%	94%	5%	0%	0%
Rainy	0	0%	0%	0%	0%	0%	0%	0%
Overcast	48	0%	0%	0%	85%	15%	0%	0%
Snow	0	0%	0%	0%	0%	0%	0%	0%

Percentages may not total 100% due to rounding.