

# Student Travel Tally Report: One School in One Data Collection Period

**School Name:** Lycee Francais

**Set ID:** 20494

**School Group:** Marin Safe Routes to Schools

**Month and Year Collected:** May 2016

**School Enrollment:** 200

**Date Report Generated:** 11/25/2016

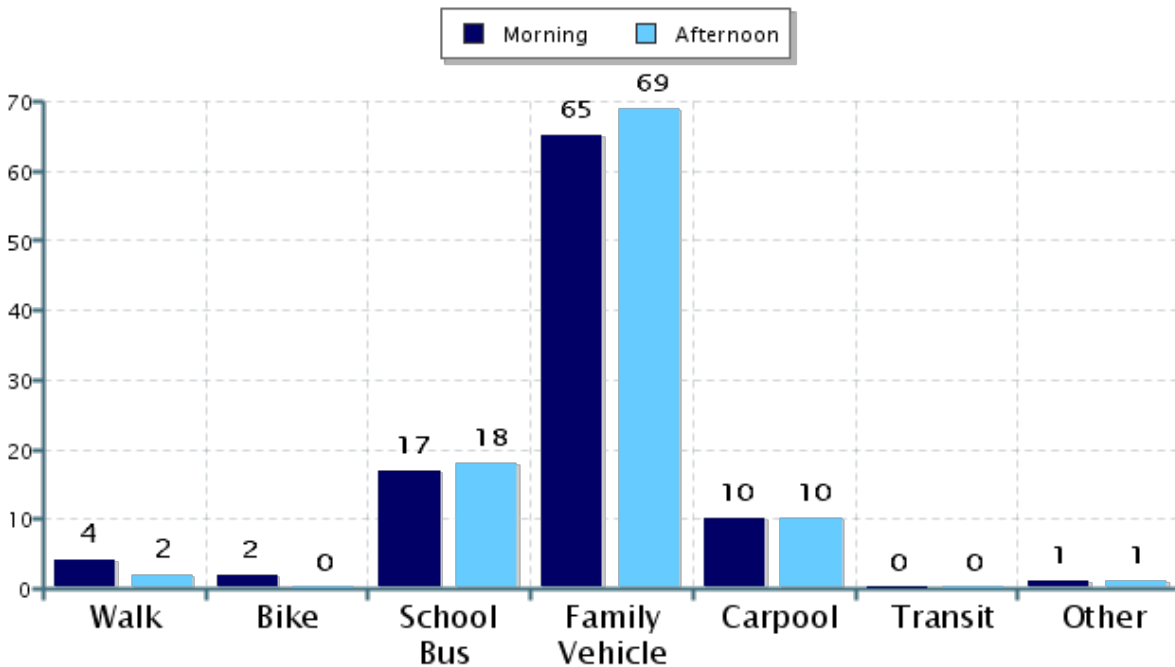
**% of Students reached by SRTS activities:** Don't Know

**Tags:** 2016 Spring Student Tally

**Number of Classrooms  
Included in Report:** 5

This report contains information from your school's classrooms about students' trip to and from school. The data used in this report were collected using the in-class Student Travel Tally questionnaire from the National Center for Safe Routes to School.

## Morning and Afternoon Travel Mode Comparison



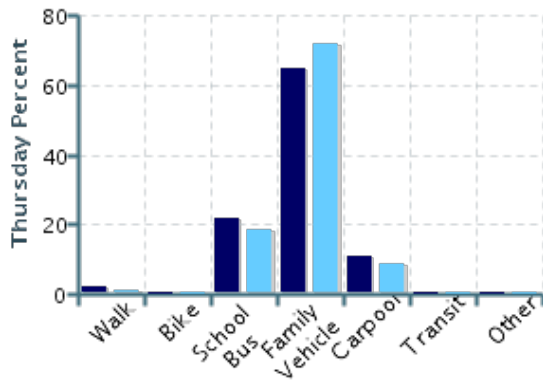
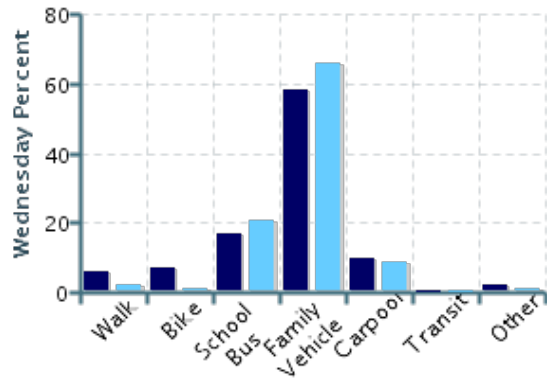
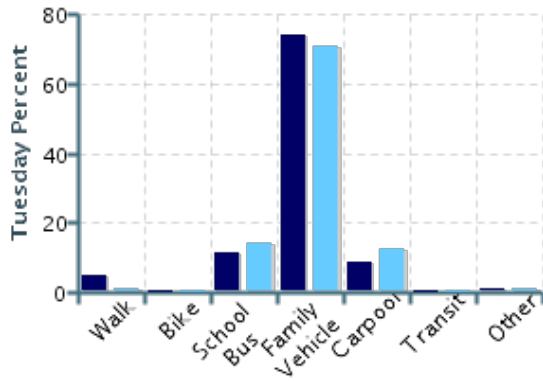
## Morning and Afternoon Travel Mode Comparison

	Number of Trips	Walk	Bike	School Bus	Family Vehicle	Carpool	Transit	Other
Morning	246	4%	2%	17%	65%	10%	0%	1%
Afternoon	242	2%	0.4%	18%	69%	10%	0%	0.8%

Percentages may not total 100% due to rounding.

## Morning and Afternoon Travel Mode Comparison by Day

■ Morning      ■ Afternoon

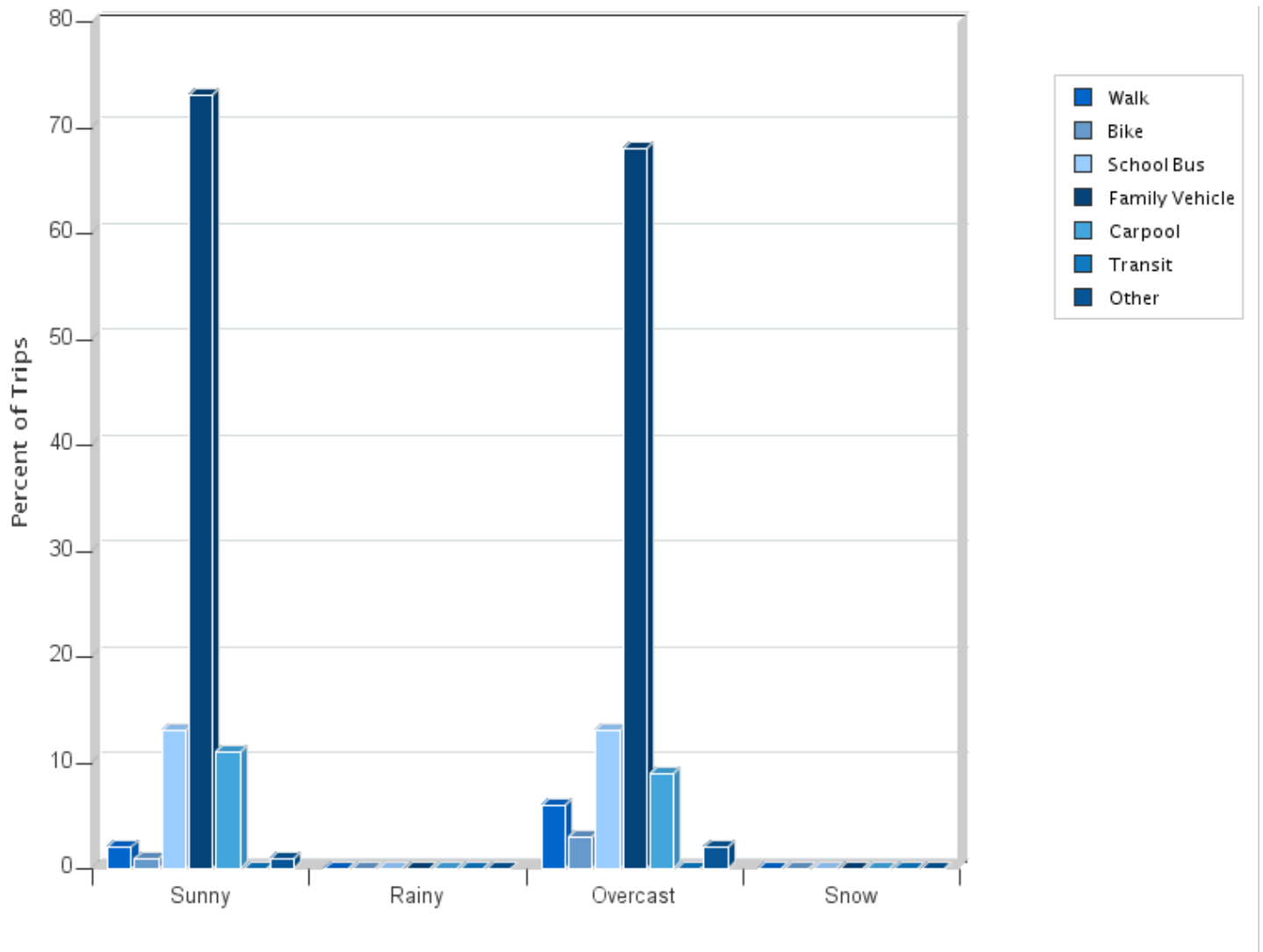


## Morning and Afternoon Travel Mode Comparison by Day

	Number of Trips	Walk	Bike	School Bus	Family Vehicle	Carpool	Transit	Other
Tuesday AM	80	5%	0%	11%	74%	9%	0%	1%
Tuesday PM	79	1%	0%	14%	71%	13%	0%	1%
Wednesday AM	84	6%	7%	17%	58%	10%	0%	2%
Wednesday PM	82	2%	1%	21%	66%	9%	0%	1%
Thursday AM	82	2%	0%	22%	65%	11%	0%	0%
Thursday PM	81	1%	0%	19%	72%	9%	0%	0%

Percentages may not total 100% due to rounding.

## Travel Mode by Weather Conditions



## Travel Mode by Weather Condition

Weather Condition	Number of Trips	Walk	Bike	School Bus	Family Vehicle	Carpool	Transit	Other
Sunny	194	2%	0.5%	13%	73%	11%	0%	1%
Rainy	0	0%	0%	0%	0%	0%	0%	0%
Overcast	197	6%	3%	13%	68%	9%	0%	2%
Snow	0	0%	0%	0%	0%	0%	0%	0%

Percentages may not total 100% due to rounding.