

Student Travel Tally Report: One School in One Data Collection Period

School Name: Lycee Francais

Set ID: 16022

School Group: Safe Routes to School

Month and Year Collected: September 2014

School Enrollment: 200

Date Report Generated: 12/02/2014

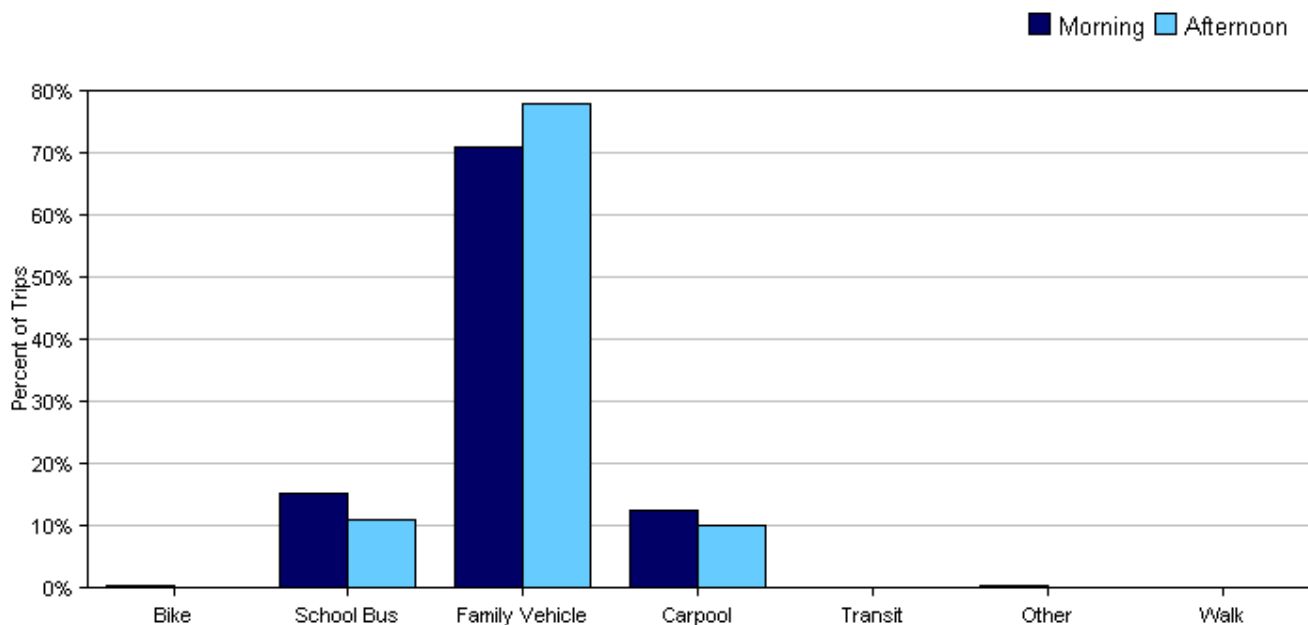
% of Students reached by SRTS activities: Don't Know

Tags: 2014-2015 School Year

**Number of Classrooms
Included in Report:** 11

This report contains information from your school's classrooms about students' trip to and from school. The data used in this report were collected using the in-class Student Travel Tally questionnaire from the National Center for Safe Routes to School.

Morning and Afternoon Travel Mode Comparison

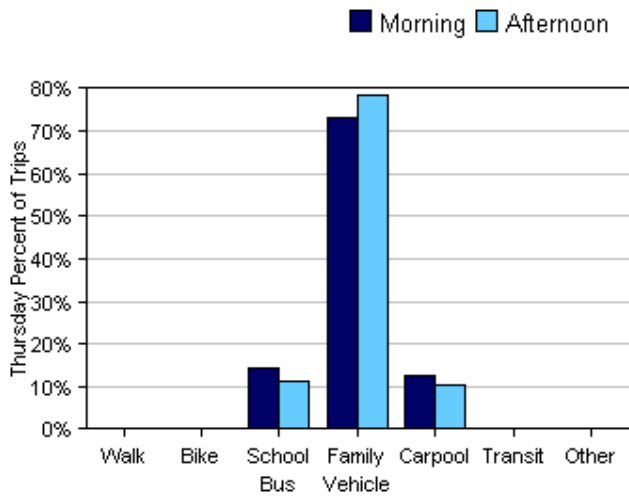
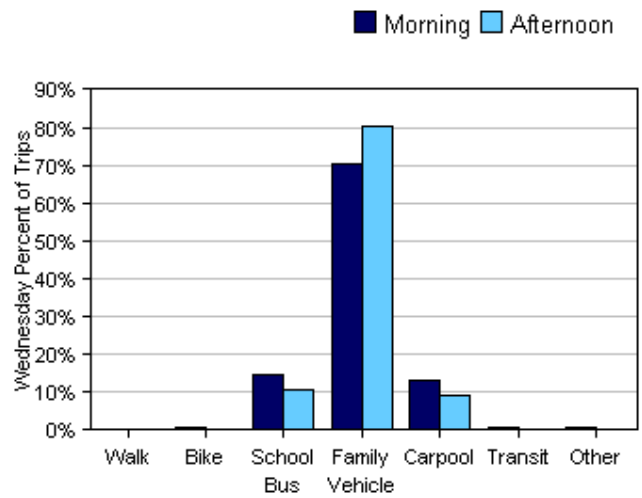
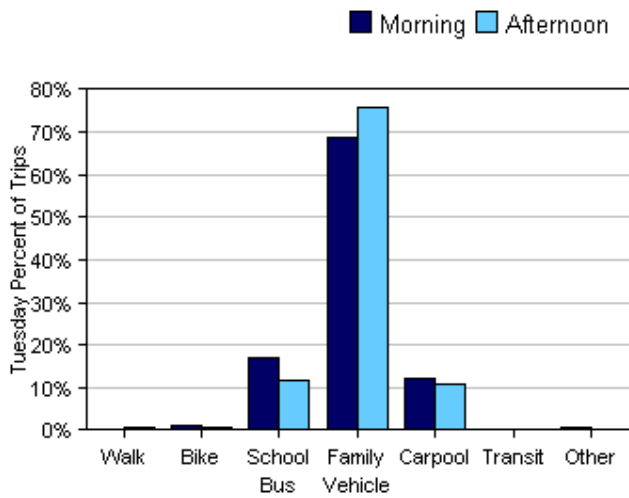


Morning and Afternoon Travel Mode Comparison

	Number of Trips	Walk	Bike	School Bus	Family Vehicle	Carpool	Transit	Other
Morning	502	0%	0.6%	15%	71%	13%	0.2%	0.4%
Afternoon	412	0.2%	0.2%	11%	78%	10%	0%	0%

Percentages may not total 100% due to rounding.

Morning and Afternoon Travel Mode Comparison by Day

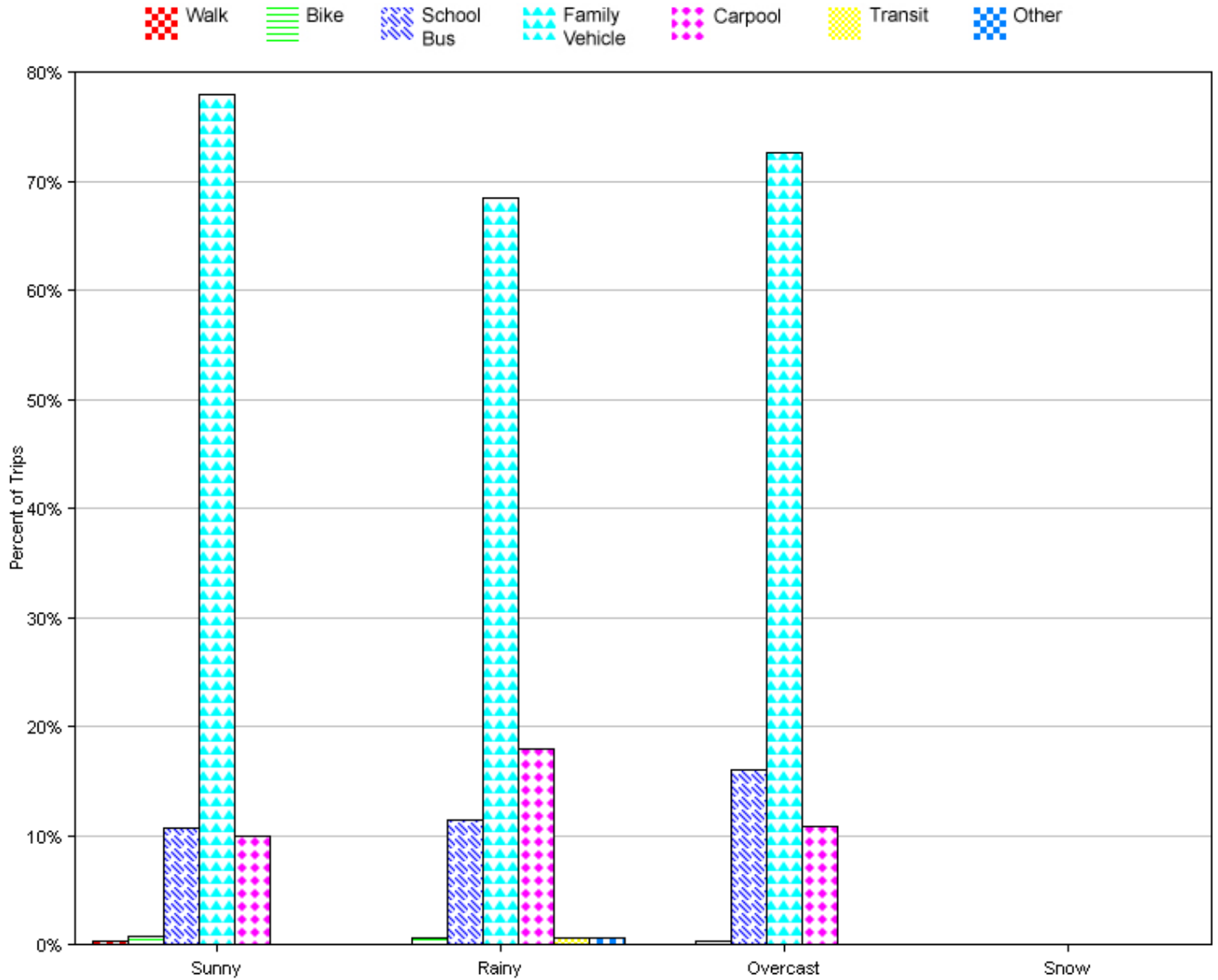


Morning and Afternoon Travel Mode Comparison by Day

	Number of Trips	Walk	Bike	School Bus	Family Vehicle	Carpool	Transit	Other
Tuesday AM	164	0%	1%	17%	69%	12%	0%	0.6%
Tuesday PM	136	0.7%	0.7%	12%	76%	11%	0%	0%
Wednesday AM	170	0%	0.6%	15%	71%	13%	0.6%	0.6%
Wednesday PM	142	0%	0%	11%	80%	9%	0%	0%
Thursday AM	168	0%	0%	14%	73%	13%	0%	0%
Thursday PM	134	0%	0%	11%	78%	10%	0%	0%

Percentages may not total 100% due to rounding.

Travel Mode by Weather Conditions



Travel Mode by Weather Condition

Weather Condition	Number of Trips	Walk	Bike	School Bus	Family Vehicle	Carpool	Transit	Other
Sunny	269	0.4%	0.7%	11%	78%	10%	0%	0%
Rainy	156	0%	0.6%	12%	69%	18%	0.6%	0.6%
Overcast	274	0%	0.4%	16%	73%	11%	0%	0%
Snow	0	0%	0%	0%	0%	0%	0%	0%

Percentages may not total 100% due to rounding.