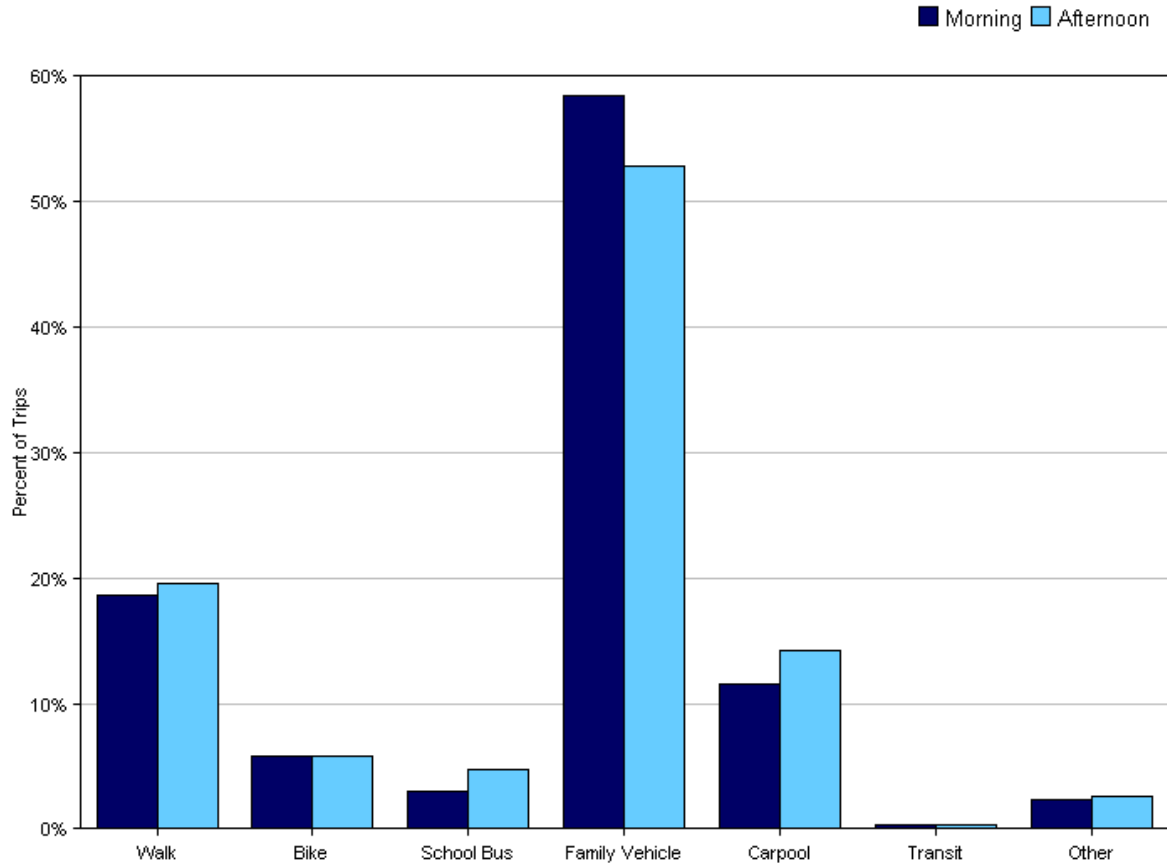


Tally Report

Program Name:	Safe Routes to School	Month and Year Collected:	September 2010
School Name:	Lusutton	Set ID:	5214
School Enrollment:	420	Date Report Generated:	12/09/2010
Enrollment within Grades Targeted by SRTS Program:	420	Number of Classrooms Included in Report:	19
Number of Classrooms in School:	20		

Morning and Afternoon Travel Mode Comparison

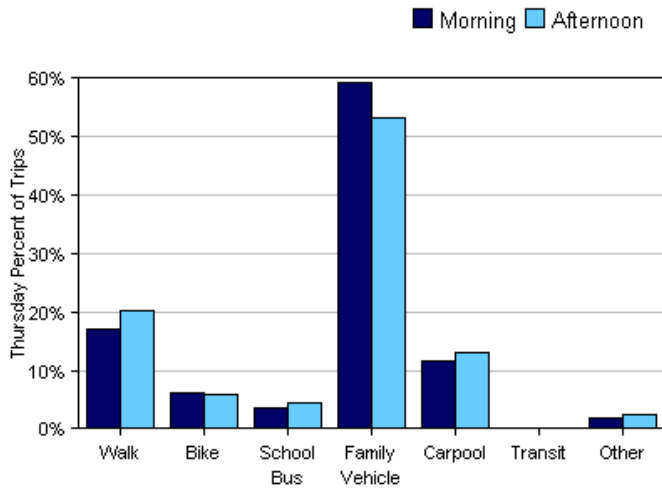
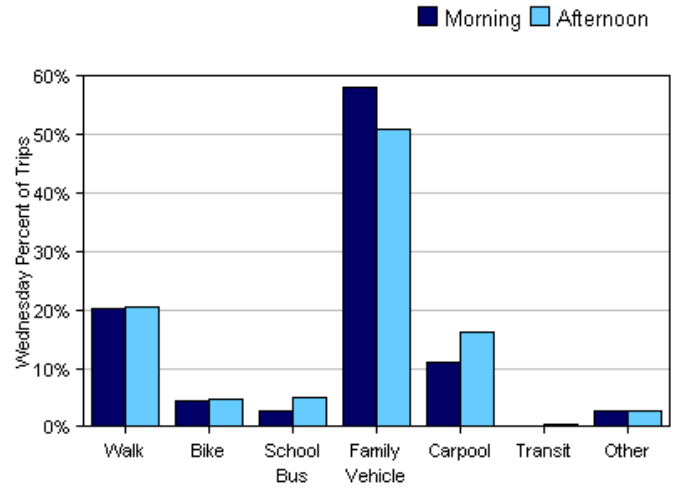
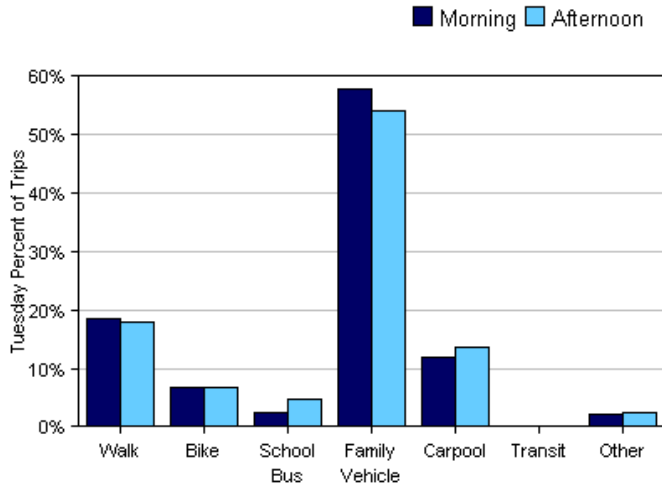


Morning and Afternoon Travel Mode Comparison

	Number of Trips	Walk	Bike	School Bus	Family Vehicle	Carpool	Transit	Other
Morning	1075	19%	6%	3%	58%	12%	0.3%	2%
Afternoon	1057	20%	6%	5%	53%	14%	0.3%	3%

Percentages may not total 100% due to rounding.

Morning and Afternoon Travel Mode Comparison by Day

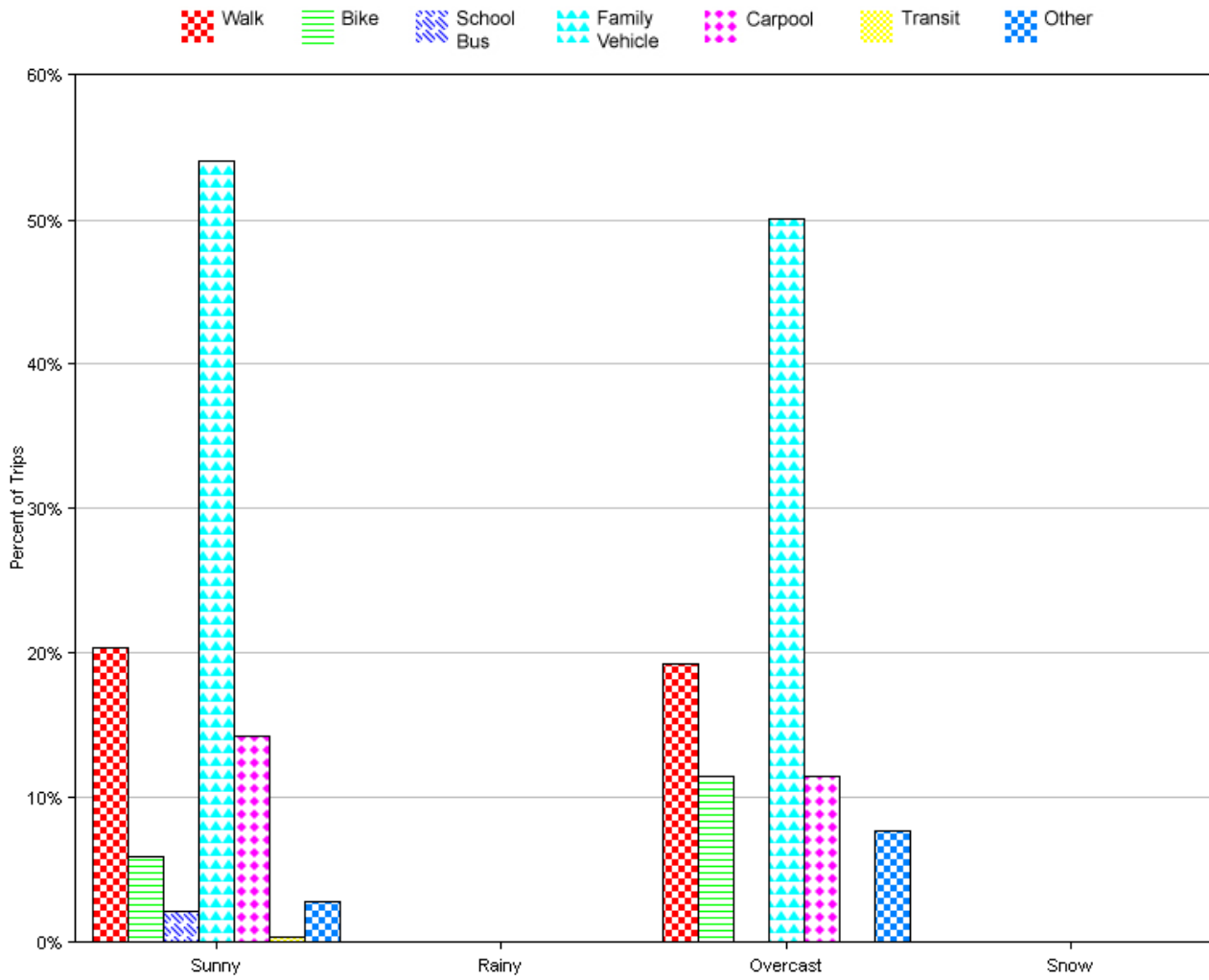


Morning and Afternoon Travel Mode Comparison by Day

	Number of Trips	Walk	Bike	School Bus	Family Vehicle	Carpool	Transit	Other
Tuesday AM	364	18%	7%	2%	58%	12%	0.3%	2%
Tuesday PM	357	18%	7%	5%	54%	14%	0.3%	3%
Wednesday AM	351	20%	5%	3%	58%	11%	0.3%	3%
Wednesday PM	346	21%	5%	5%	51%	16%	0.3%	3%
Thursday AM	360	17%	6%	4%	59%	12%	0.3%	2%
Thursday PM	354	20%	6%	5%	53%	13%	0.3%	3%

Percentages may not total 100% due to rounding.

Travel Mode by Weather Conditions



Travel Mode by Weather Condition

Weather Condition	Number of Trips	Walk	Bike	School Bus	Family Vehicle	Carpool	Transit	Other
Sunny	1629	20%	6%	2%	54%	14%	0.4%	3%
Rainy	0	0%	0%	0%	0%	0%	0%	0%
Overcast	52	19%	12%	0%	50%	12%	0%	8%
Snow	0	0%	0%	0%	0%	0%	0%	0%

Percentages may not total 100% due to rounding.