

Student Travel Tally Report: One School in One Data Collection Period

School Name: Lusutton

Set ID: 18679

School Group: Marin Safe Routes to Schools

Month and Year Collected: September 2015

School Enrollment: 351

Date Report Generated: 12/29/2015

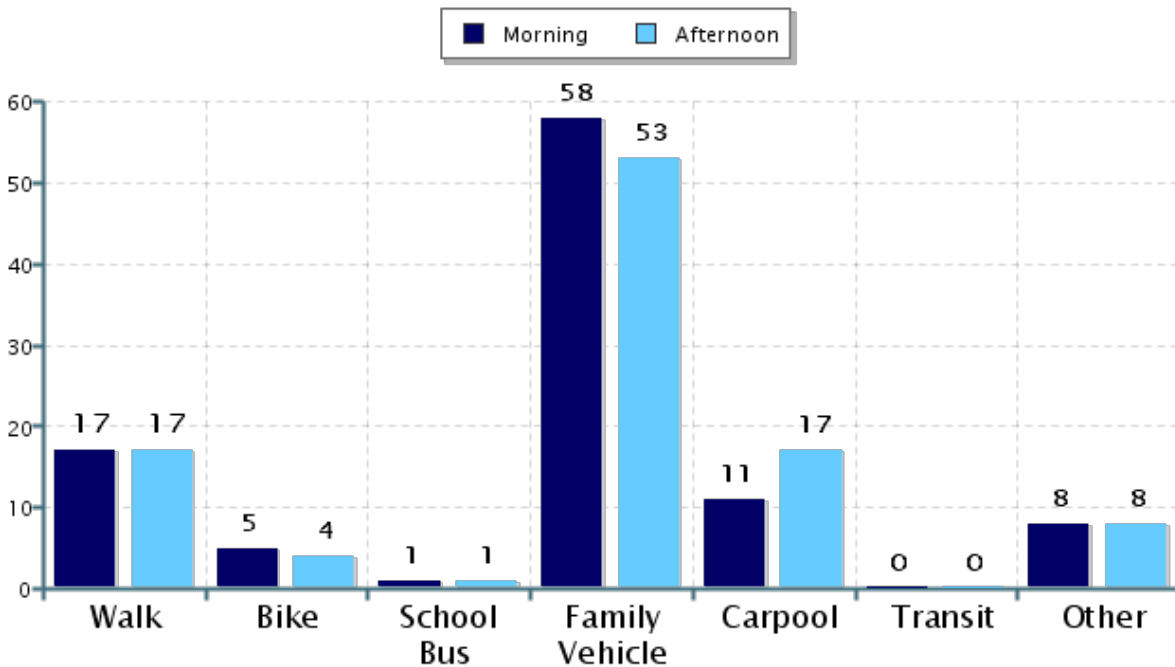
% of Students reached by SRTS activities: Don't Know

Tags:

**Number of Classrooms
Included in Report:** 16

This report contains information from your school's classrooms about students' trip to and from school. The data used in this report were collected using the in-class Student Travel Tally questionnaire from the National Center for Safe Routes to School.

Morning and Afternoon Travel Mode Comparison



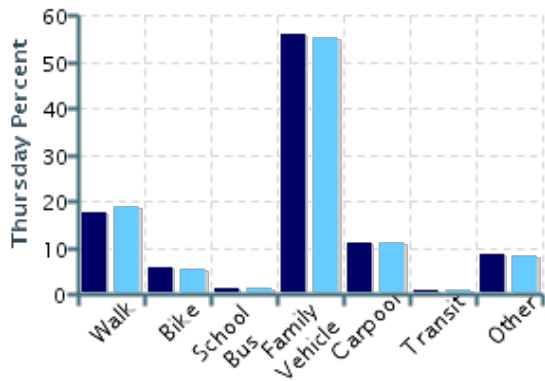
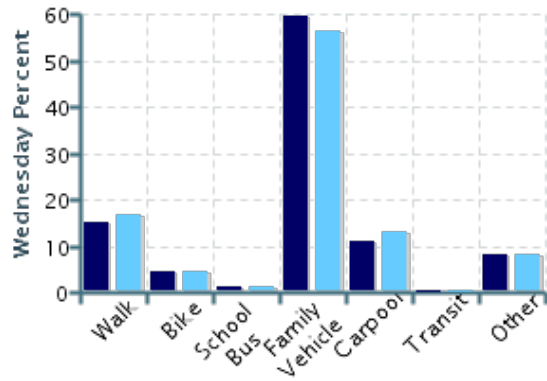
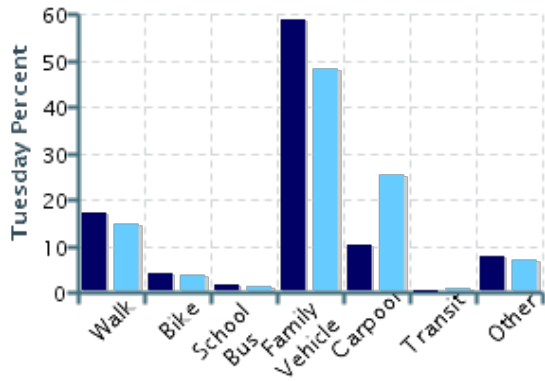
Morning and Afternoon Travel Mode Comparison

	Number of Trips	Walk	Bike	School Bus	Family Vehicle	Carpool	Transit	Other
Morning	989	17%	5%	1%	58%	11%	0.1%	8%
Afternoon	1052	17%	4%	1%	53%	17%	0.2%	8%

Percentages may not total 100% due to rounding.

Morning and Afternoon Travel Mode Comparison by Day

■ Morning ■ Afternoon

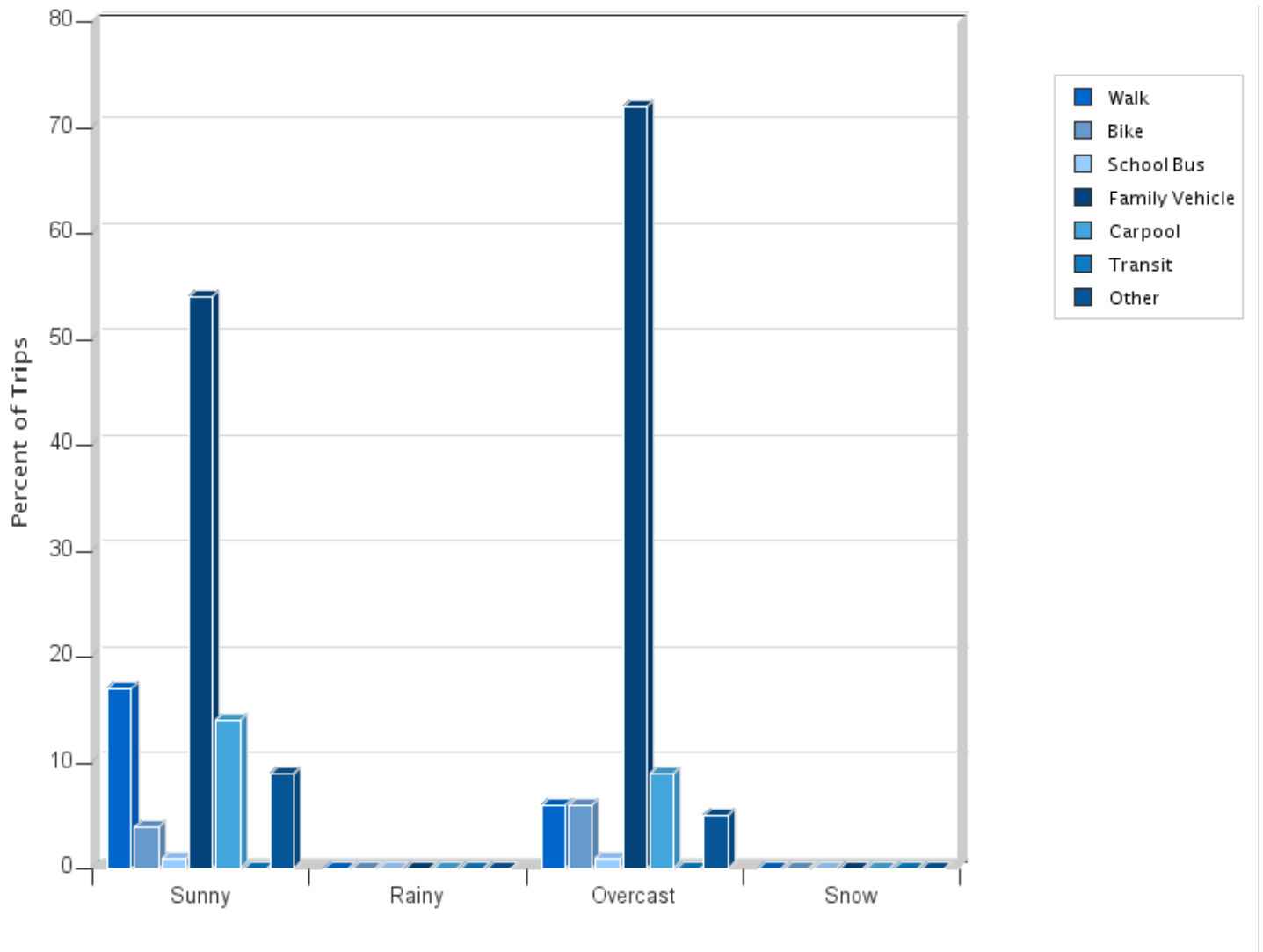


Morning and Afternoon Travel Mode Comparison by Day

	Number of Trips	Walk	Bike	School Bus	Family Vehicle	Carpool	Transit	Other
Tuesday AM	328	17%	4%	2%	59%	10%	0%	8%
Tuesday PM	390	15%	4%	1%	48%	25%	0.3%	7%
Wednesday AM	330	15%	5%	1%	60%	11%	0%	8%
Wednesday PM	332	17%	5%	1%	56%	13%	0%	8%
Thursday AM	331	18%	6%	1%	56%	11%	0.3%	8%
Thursday PM	330	19%	5%	1%	55%	11%	0.3%	8%

Percentages may not total 100% due to rounding.

Travel Mode by Weather Conditions



Travel Mode by Weather Condition

Weather Condition	Number of Trips	Walk	Bike	School Bus	Family Vehicle	Carpool	Transit	Other
Sunny	1646	17%	4%	1%	54%	14%	0.2%	9%
Rainy	0	0%	0%	0%	0%	0%	0%	0%
Overcast	269	6%	6%	1%	72%	9%	0%	5%
Snow	0	0%	0%	0%	0%	0%	0%	0%

Percentages may not total 100% due to rounding.