

Student Travel Tally Report: One School in One Data Collection Period

School Name: Loma Verde

Set ID: 25143

School Group: Marin Safe Routes to Schools

Month and Year Collected: May 2018

School Enrollment: 410

Date Report Generated: 06/13/2018

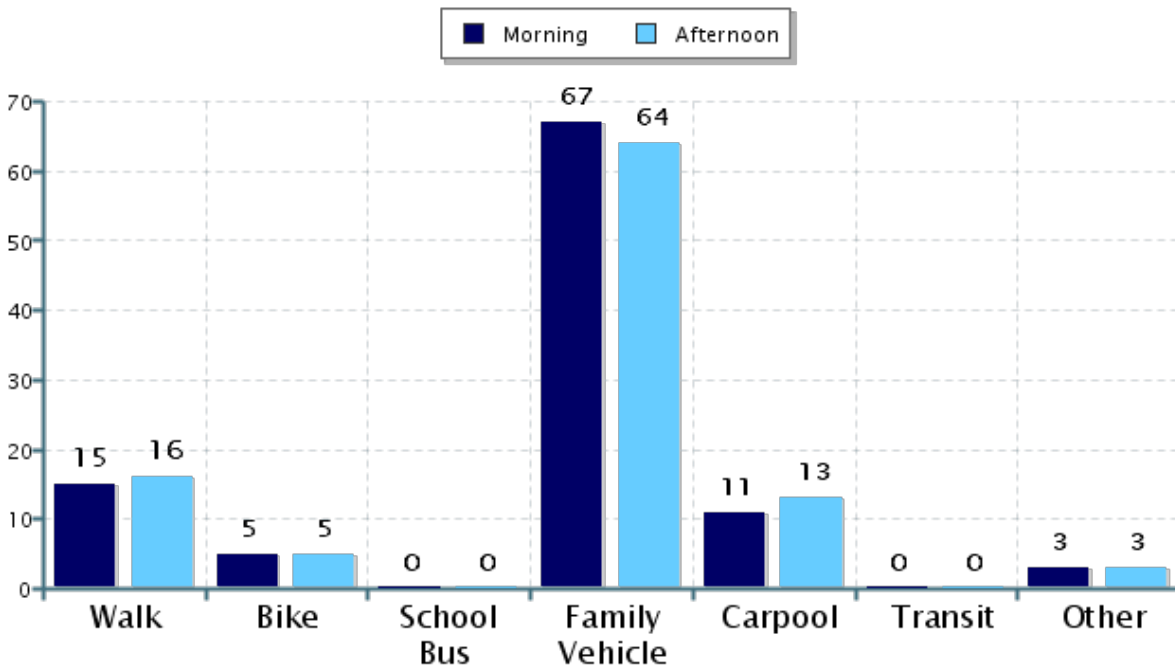
% of Students reached by SRTS activities: Don't Know

Tags:

**Number of Classrooms
Included in Report:** 6

This report contains information from your school's classrooms about students' trip to and from school. The data used in this report were collected using the in-class Student Travel Tally questionnaire from the National Center for Safe Routes to School.

Morning and Afternoon Travel Mode Comparison



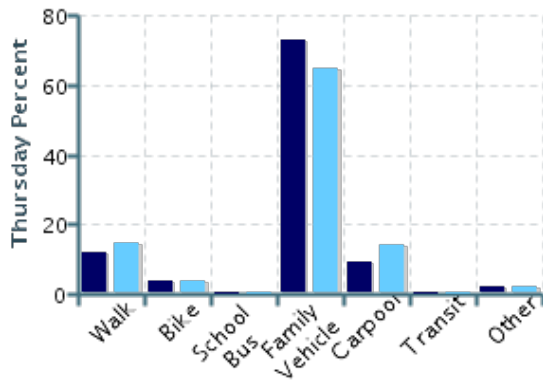
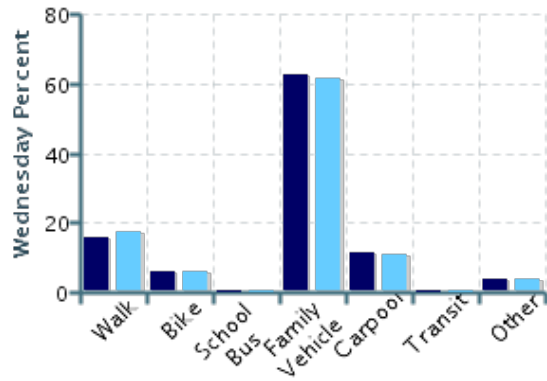
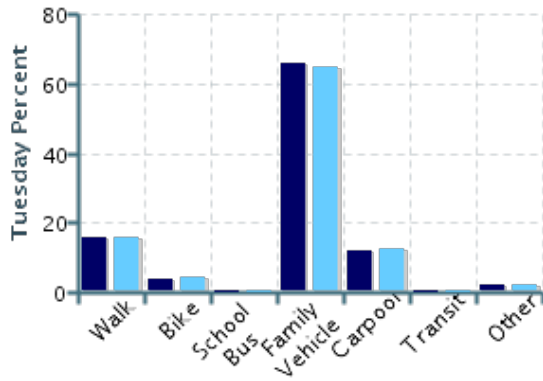
Morning and Afternoon Travel Mode Comparison

	Number of Trips	Walk	Bike	School Bus	Family Vehicle	Carpool	Transit	Other
Morning	396	15%	5%	0%	67%	11%	0%	3%
Afternoon	404	16%	5%	0%	64%	13%	0%	3%

Percentages may not total 100% due to rounding.

Morning and Afternoon Travel Mode Comparison by Day

■ Morning ■ Afternoon

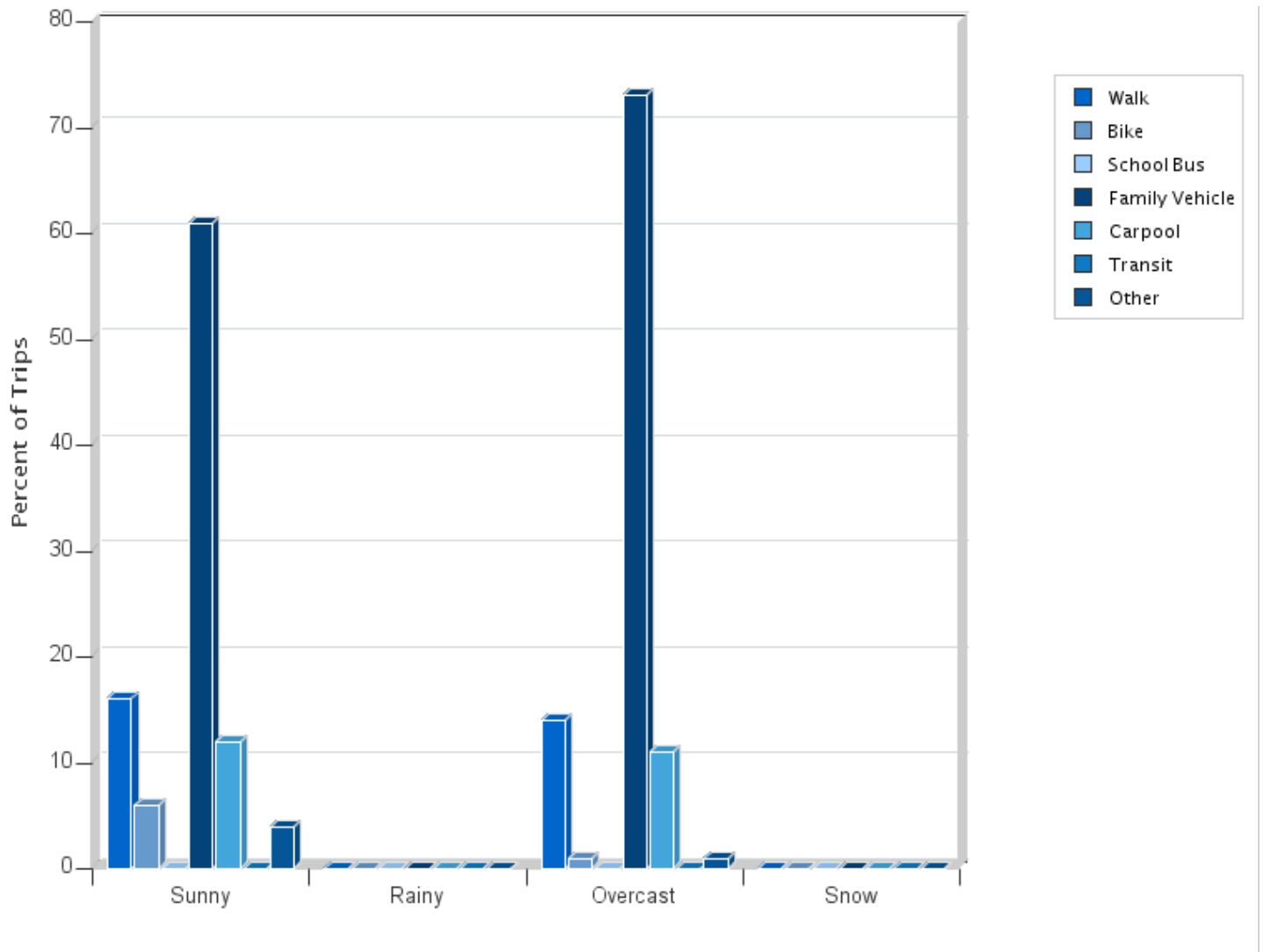


Morning and Afternoon Travel Mode Comparison by Day

	Number of Trips	Walk	Bike	School Bus	Family Vehicle	Carpool	Transit	Other
Tuesday AM	132	16%	4%	0%	66%	12%	0%	2%
Tuesday PM	134	16%	4%	0%	65%	13%	0%	2%
Wednesday AM	131	16%	6%	0%	63%	11%	0%	4%
Wednesday PM	136	18%	6%	0%	62%	11%	0%	4%
Thursday AM	133	12%	4%	0%	73%	9%	0%	2%
Thursday PM	134	15%	4%	0%	65%	14%	0%	2%

Percentages may not total 100% due to rounding.

Travel Mode by Weather Conditions



Travel Mode by Weather Condition

Weather Condition	Number of Trips	Walk	Bike	School Bus	Family Vehicle	Carpool	Transit	Other
Sunny	509	16%	6%	0%	61%	12%	0%	4%
Rainy	0	0%	0%	0%	0%	0%	0%	0%
Overcast	291	14%	1%	0%	73%	11%	0%	1%
Snow	0	0%	0%	0%	0%	0%	0%	0%

Percentages may not total 100% due to rounding.