

# Student Travel Tally Report: One School in One Data Collection Period

**School Name:** Loma Verde

**Set ID:** 22702

**School Group:** Marin Safe Routes to Schools

**Month and Year Collected:** May 2017

**School Enrollment:** 392

**Date Report Generated:** 06/28/2017

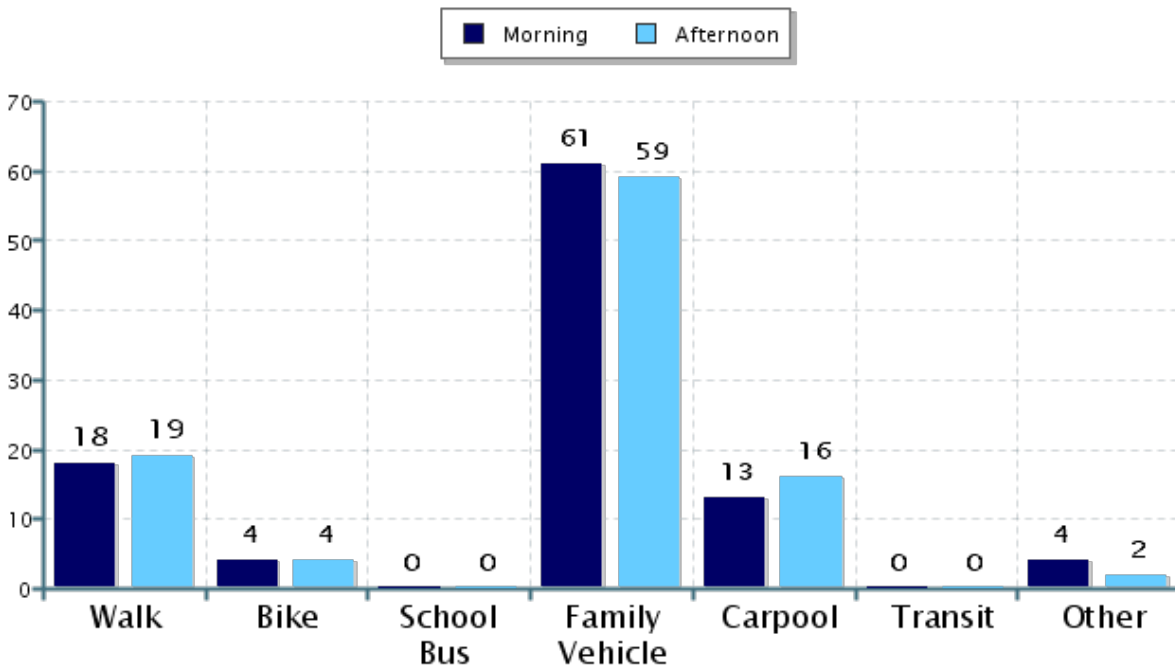
**% of Students reached by SRTS activities:** Don't Know

**Tags:**

**Number of Classrooms  
Included in Report:** 11

This report contains information from your school's classrooms about students' trip to and from school. The data used in this report were collected using the in-class Student Travel Tally questionnaire from the National Center for Safe Routes to School.

## Morning and Afternoon Travel Mode Comparison



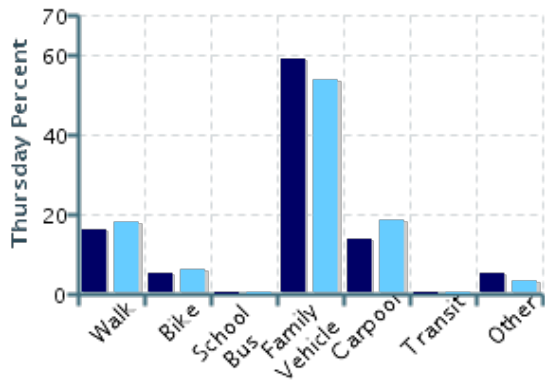
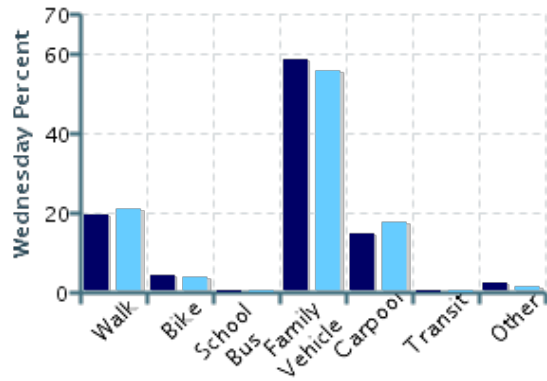
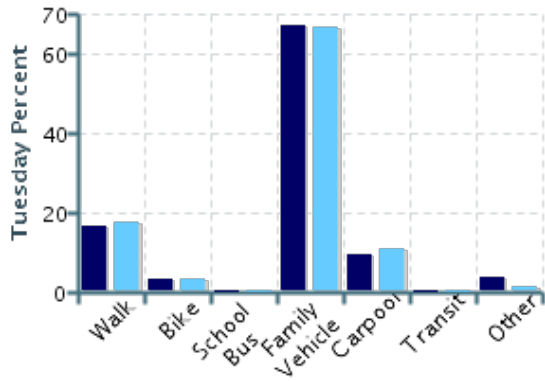
## Morning and Afternoon Travel Mode Comparison

	Number of Trips	Walk	Bike	School Bus	Family Vehicle	Carpool	Transit	Other
Morning	411	18%	4%	0%	61%	13%	0%	4%
Afternoon	406	19%	4%	0%	59%	16%	0%	2%

Percentages may not total 100% due to rounding.

## Morning and Afternoon Travel Mode Comparison by Day

■ Morning      ■ Afternoon

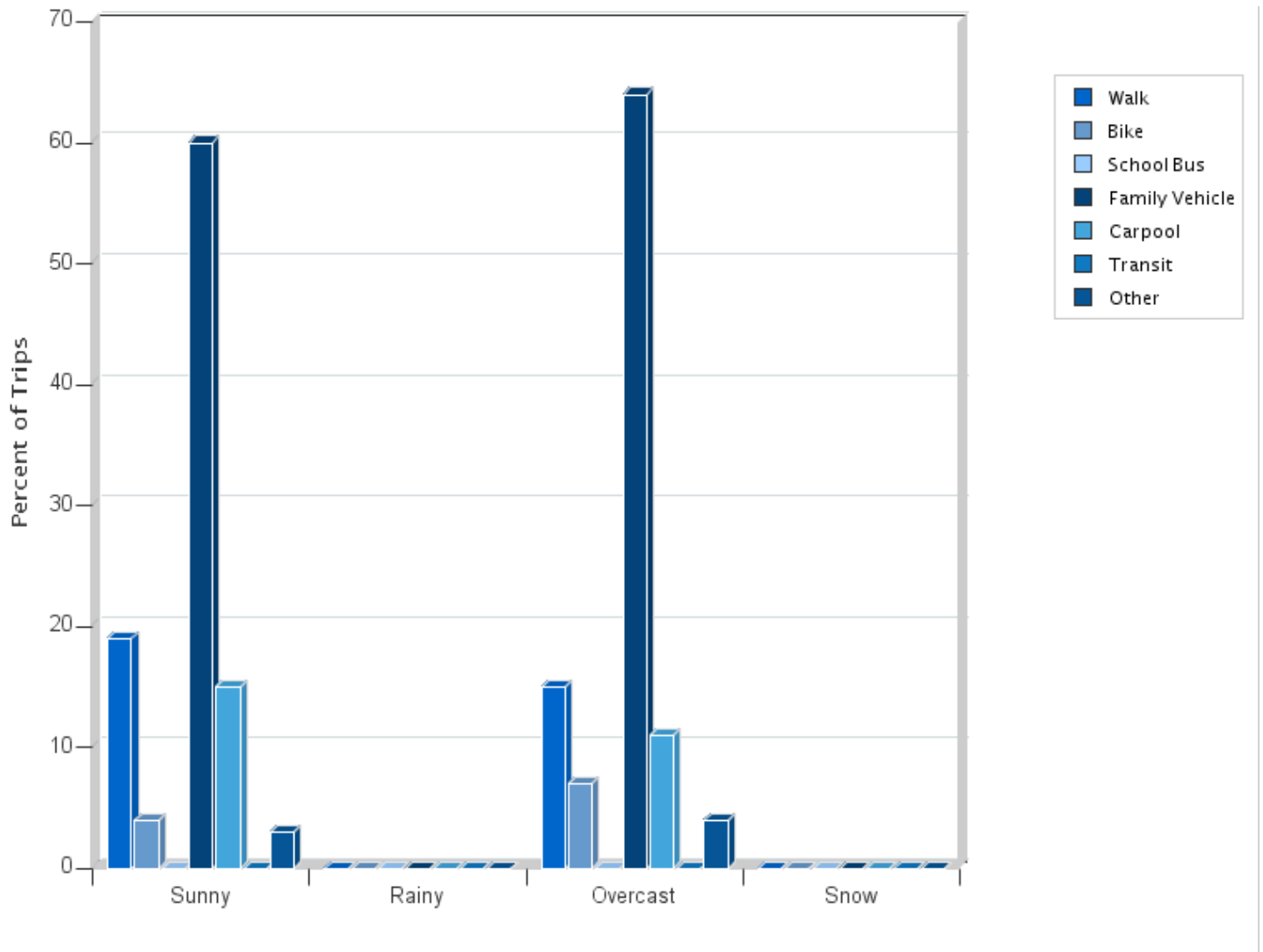


## Morning and Afternoon Travel Mode Comparison by Day

	Number of Trips	Walk	Bike	School Bus	Family Vehicle	Carpool	Transit	Other
Tuesday AM	127	17%	3%	0%	67%	9%	0%	4%
Tuesday PM	126	17%	3%	0%	67%	11%	0%	2%
Wednesday AM	155	19%	5%	0%	59%	15%	0%	3%
Wednesday PM	152	21%	4%	0%	56%	18%	0%	1%
Thursday AM	129	16%	5%	0%	59%	14%	0%	5%
Thursday PM	128	18%	6%	0%	54%	19%	0%	3%

Percentages may not total 100% due to rounding.

## Travel Mode by Weather Conditions



## Travel Mode by Weather Condition

Weather Condition	Number of Trips	Walk	Bike	School Bus	Family Vehicle	Carpool	Transit	Other
Sunny	732	19%	4%	0%	60%	15%	0%	3%
Rainy	0	0%	0%	0%	0%	0%	0%	0%
Overcast	85	15%	7%	0%	64%	11%	0%	4%
Snow	0	0%	0%	0%	0%	0%	0%	0%

Percentages may not total 100% due to rounding.