

Student Travel Tally Report: One School in One Data Collection Period

School Name: Loma Verde

Set ID: 26539

School Group: Marin Safe Routes to Schools

Month and Year Collected: September 2018

School Enrollment: 410

Date Report Generated: 11/16/2018

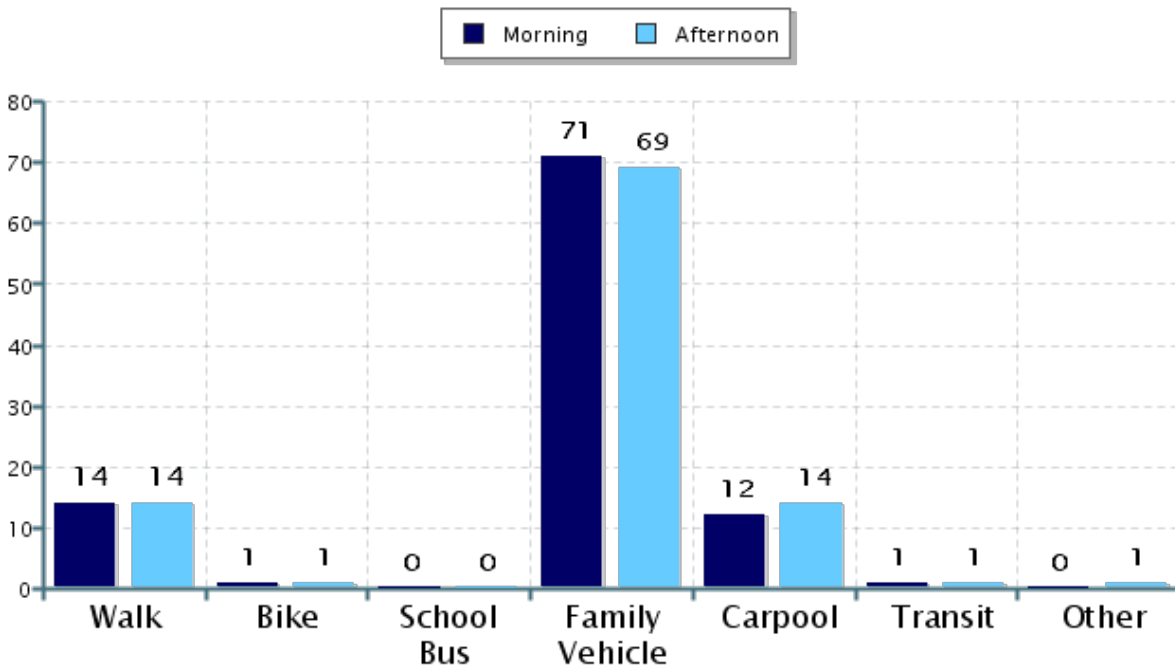
% of Students reached by SRTS activities: Don't Know

Tags:

**Number of Classrooms
Included in Report:** 11

This report contains information from your school's classrooms about students' trip to and from school. The data used in this report were collected using the in-class Student Travel Tally questionnaire from the National Center for Safe Routes to School.

Morning and Afternoon Travel Mode Comparison



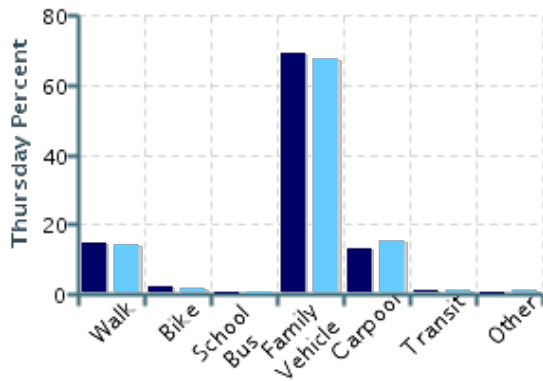
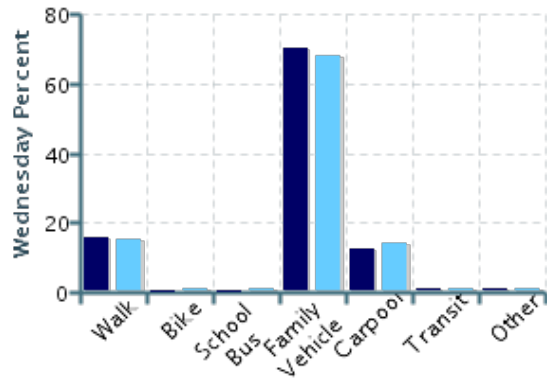
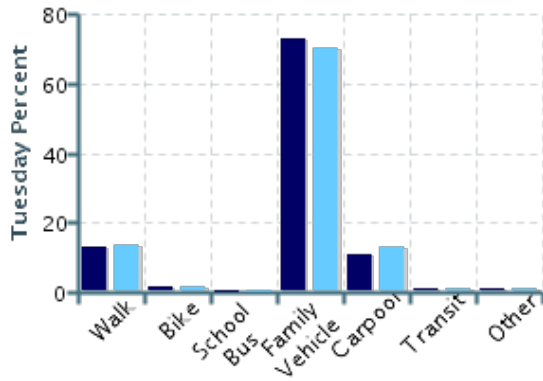
Morning and Afternoon Travel Mode Comparison

	Number of Trips	Walk	Bike	School Bus	Family Vehicle	Carpool	Transit	Other
Morning	547	14%	1%	0%	71%	12%	0.5%	0.4%
Afternoon	545	14%	1%	0.2%	69%	14%	0.6%	0.6%

Percentages may not total 100% due to rounding.

Morning and Afternoon Travel Mode Comparison by Day

■ Morning ■ Afternoon

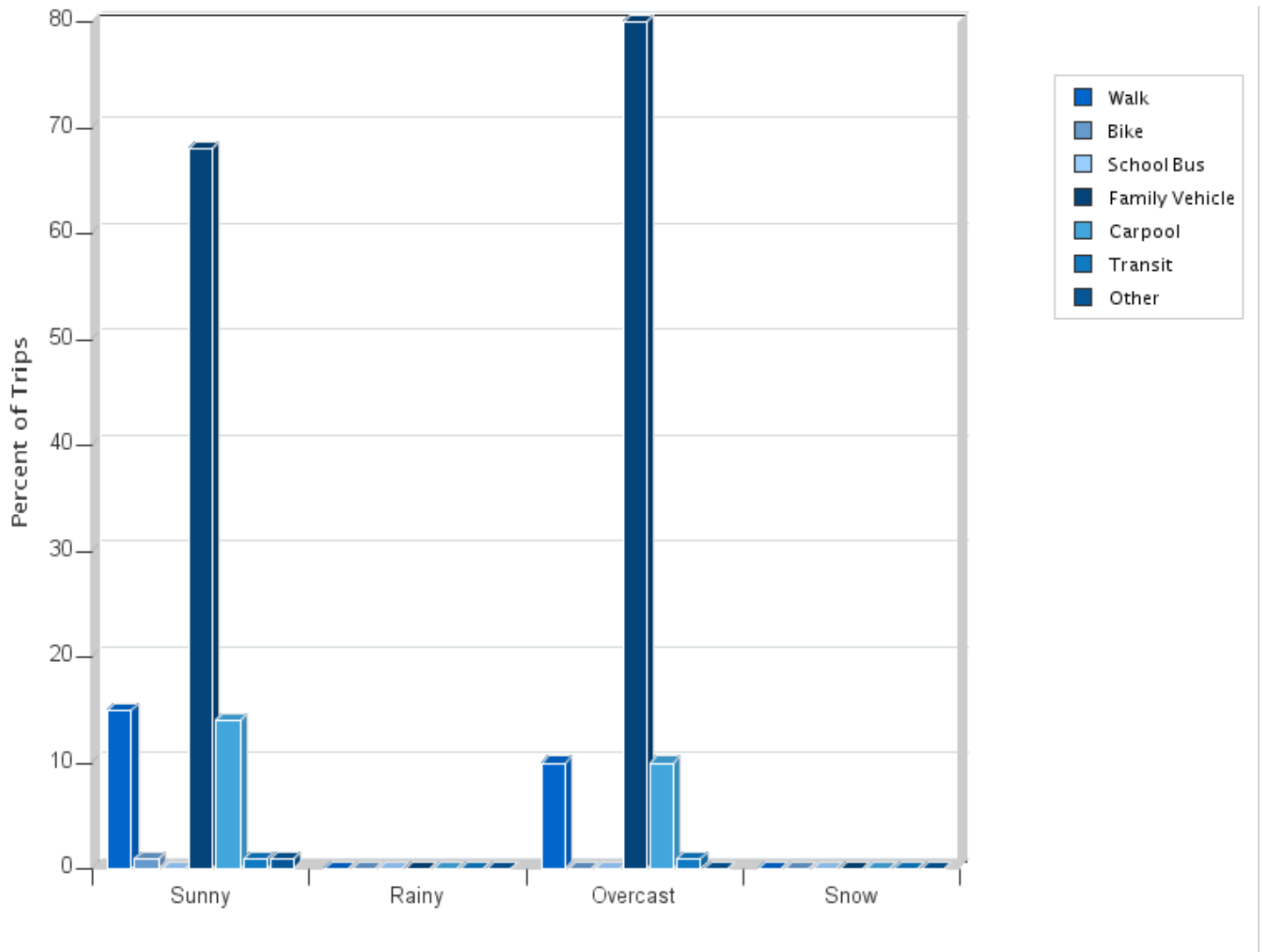


Morning and Afternoon Travel Mode Comparison by Day

	Number of Trips	Walk	Bike	School Bus	Family Vehicle	Carpool	Transit	Other
Tuesday AM	190	13%	2%	0%	73%	11%	0.5%	0.5%
Tuesday PM	189	14%	2%	0%	70%	13%	0.5%	0.5%
Wednesday AM	152	16%	0%	0%	70%	13%	0.7%	0.7%
Wednesday PM	168	15%	0.6%	0.6%	68%	14%	0.6%	0.6%
Thursday AM	205	15%	2%	0%	69%	13%	0.5%	0%
Thursday PM	188	14%	2%	0%	68%	15%	0.5%	0.5%

Percentages may not total 100% due to rounding.

Travel Mode by Weather Conditions



Travel Mode by Weather Condition

Weather Condition	Number of Trips	Walk	Bike	School Bus	Family Vehicle	Carpool	Transit	Other
Sunny	918	15%	1%	0.1%	68%	14%	0.5%	0.5%
Rainy	0	0%	0%	0%	0%	0%	0%	0%
Overcast	153	10%	0%	0%	80%	10%	0.7%	0%
Snow	0	0%	0%	0%	0%	0%	0%	0%

Percentages may not total 100% due to rounding.