

Student Travel Tally Report: One School in One Data Collection Period

School Name: Loma Verde

Set ID: 18678

School Group: Marin Safe Routes to Schools

Month and Year Collected: September 2015

School Enrollment: 415

Date Report Generated: 12/29/2015

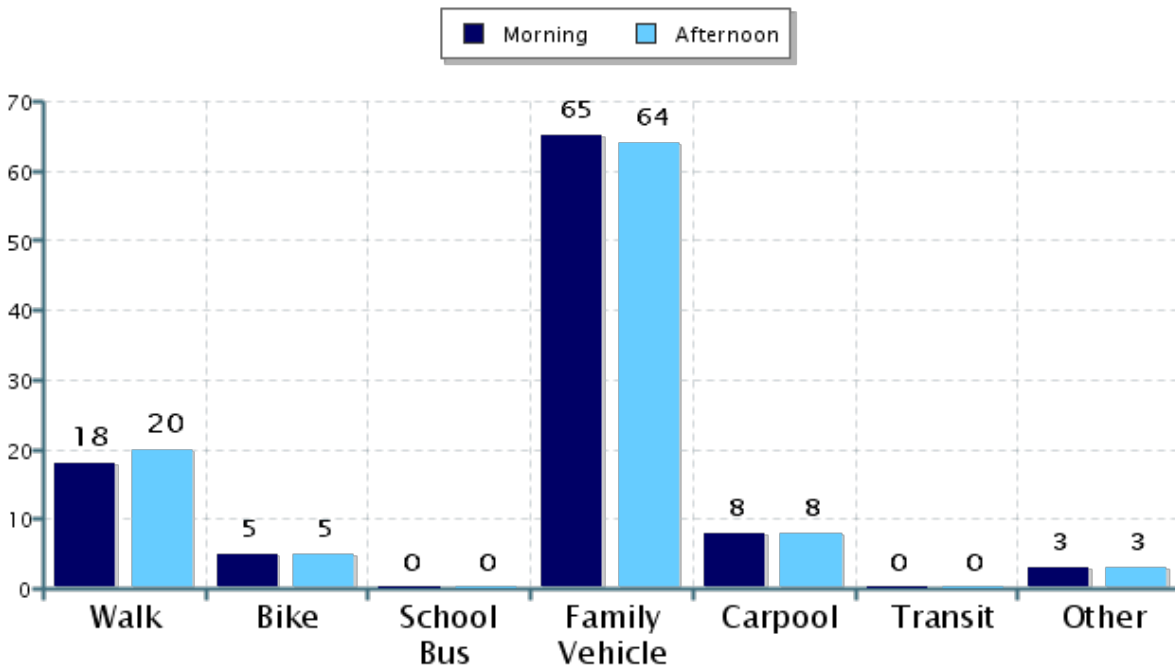
% of Students reached by SRTS activities: Not Applicable

Tags:

**Number of Classrooms
Included in Report:** 12

This report contains information from your school's classrooms about students' trip to and from school. The data used in this report were collected using the in-class Student Travel Tally questionnaire from the National Center for Safe Routes to School.

Morning and Afternoon Travel Mode Comparison



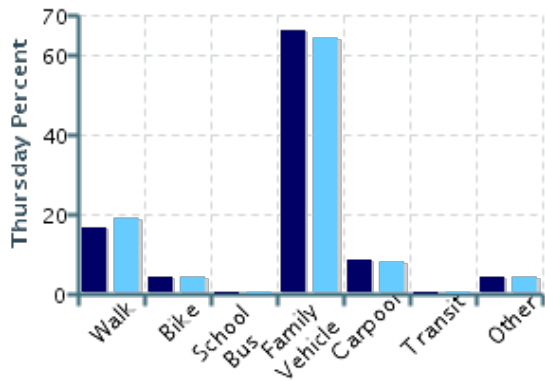
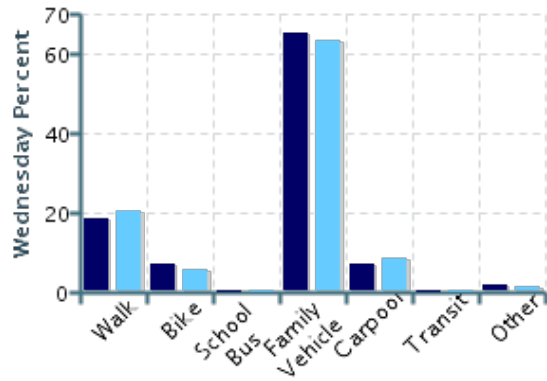
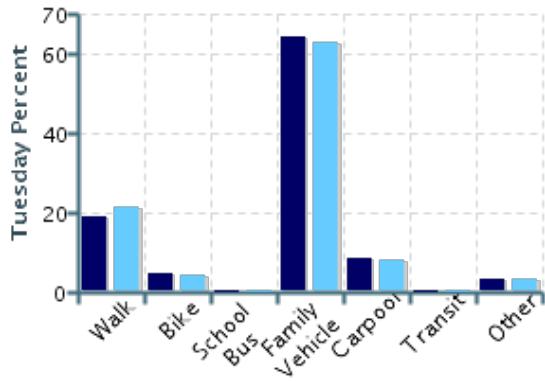
Morning and Afternoon Travel Mode Comparison

	Number of Trips	Walk	Bike	School Bus	Family Vehicle	Carpool	Transit	Other
Morning	731	18%	5%	0%	65%	8%	0%	3%
Afternoon	740	20%	5%	0%	64%	8%	0%	3%

Percentages may not total 100% due to rounding.

Morning and Afternoon Travel Mode Comparison by Day

■ Morning ■ Afternoon

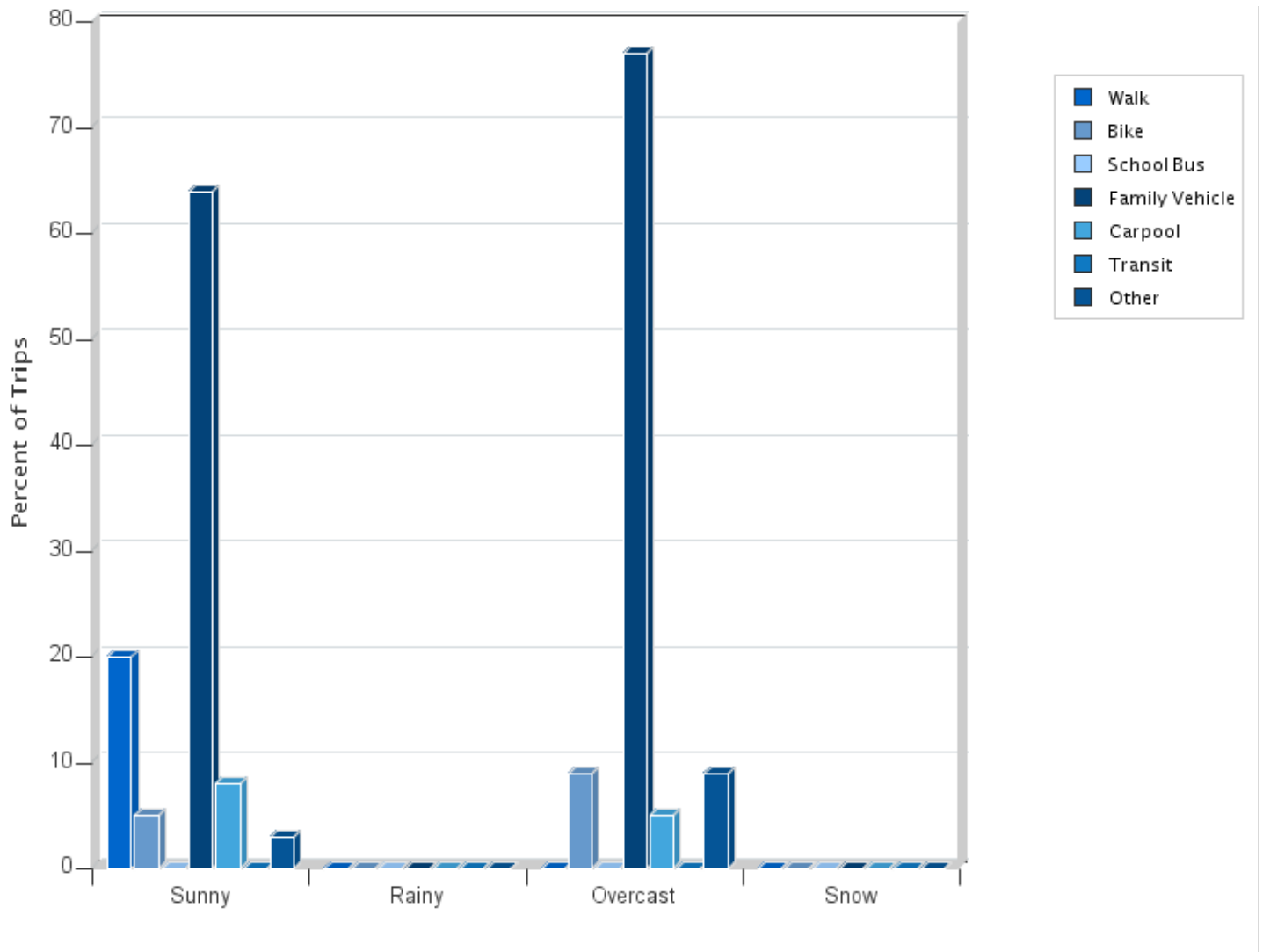


Morning and Afternoon Travel Mode Comparison by Day

	Number of Trips	Walk	Bike	School Bus	Family Vehicle	Carpool	Transit	Other
Tuesday AM	249	19%	5%	0%	64%	8%	0%	3%
Tuesday PM	251	22%	4%	0%	63%	8%	0%	3%
Wednesday AM	241	19%	7%	0%	65%	7%	0%	2%
Wednesday PM	244	20%	6%	0%	64%	9%	0%	2%
Thursday AM	241	17%	4%	0%	66%	9%	0%	4%
Thursday PM	245	19%	4%	0%	64%	8%	0%	4%

Percentages may not total 100% due to rounding.

Travel Mode by Weather Conditions



Travel Mode by Weather Condition

Weather Condition	Number of Trips	Walk	Bike	School Bus	Family Vehicle	Carpool	Transit	Other
Sunny	1449	20%	5%	0%	64%	8%	0%	3%
Rainy	0	0%	0%	0%	0%	0%	0%	0%
Overcast	22	0%	9%	0%	77%	5%	0%	9%
Snow	0	0%	0%	0%	0%	0%	0%	0%

Percentages may not total 100% due to rounding.