

Student Travel Tally Report: One School in One Data Collection Period

School Name: Laurel Dell

Set ID: 18677

School Group: Marin Safe Routes to Schools

Month and Year Collected: September 2015

School Enrollment: 230

Date Report Generated: 12/29/2015

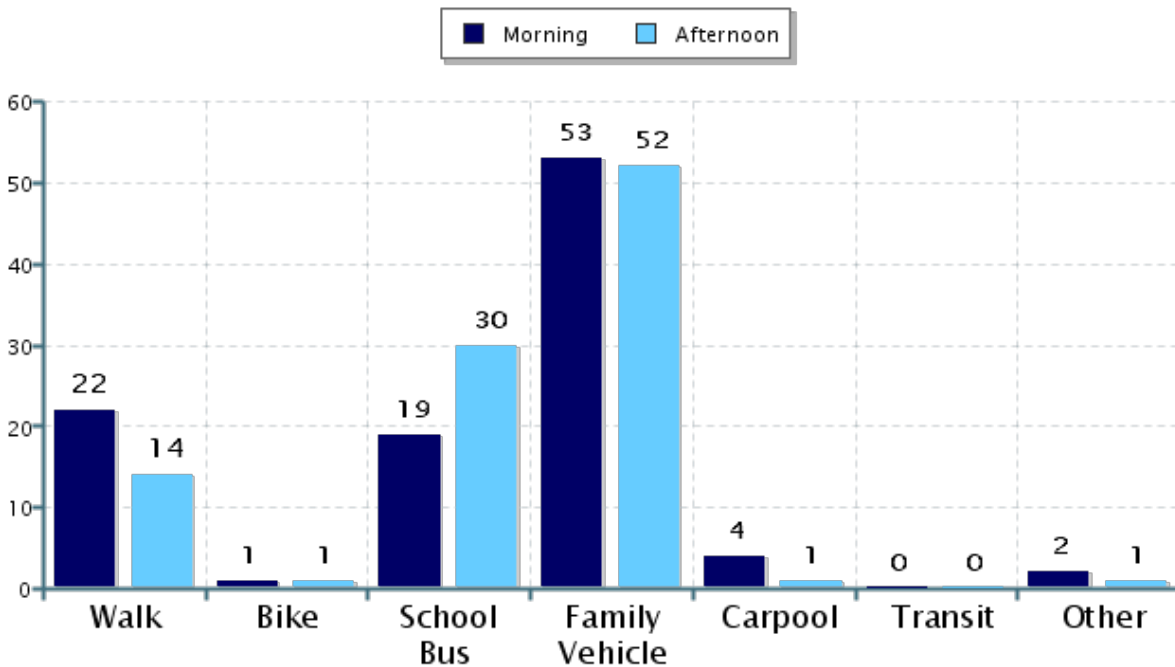
% of Students reached by SRTS activities: Not Applicable

Tags:

**Number of Classrooms
Included in Report:** 6

This report contains information from your school's classrooms about students' trip to and from school. The data used in this report were collected using the in-class Student Travel Tally questionnaire from the National Center for Safe Routes to School.

Morning and Afternoon Travel Mode Comparison



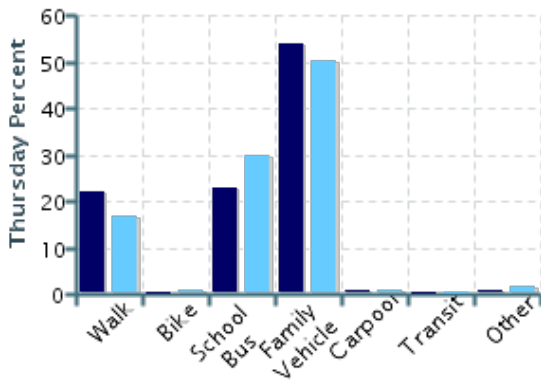
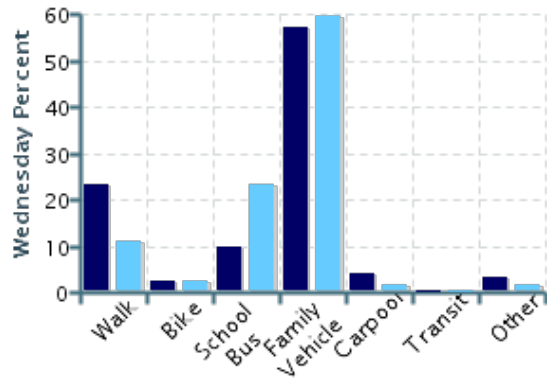
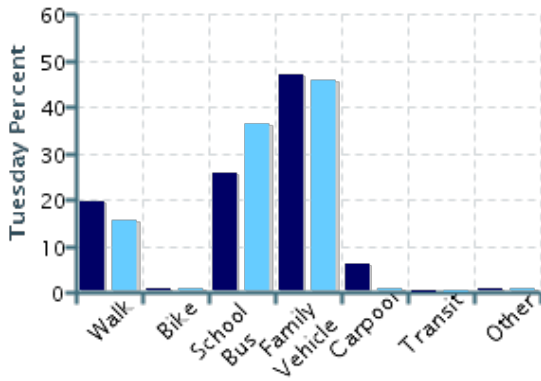
Morning and Afternoon Travel Mode Comparison

	Number of Trips	Walk	Bike	School Bus	Family Vehicle	Carpool	Transit	Other
Morning	357	22%	1%	19%	53%	4%	0%	2%
Afternoon	346	14%	1%	30%	52%	1%	0%	1%

Percentages may not total 100% due to rounding.

Morning and Afternoon Travel Mode Comparison by Day

■ Morning ■ Afternoon

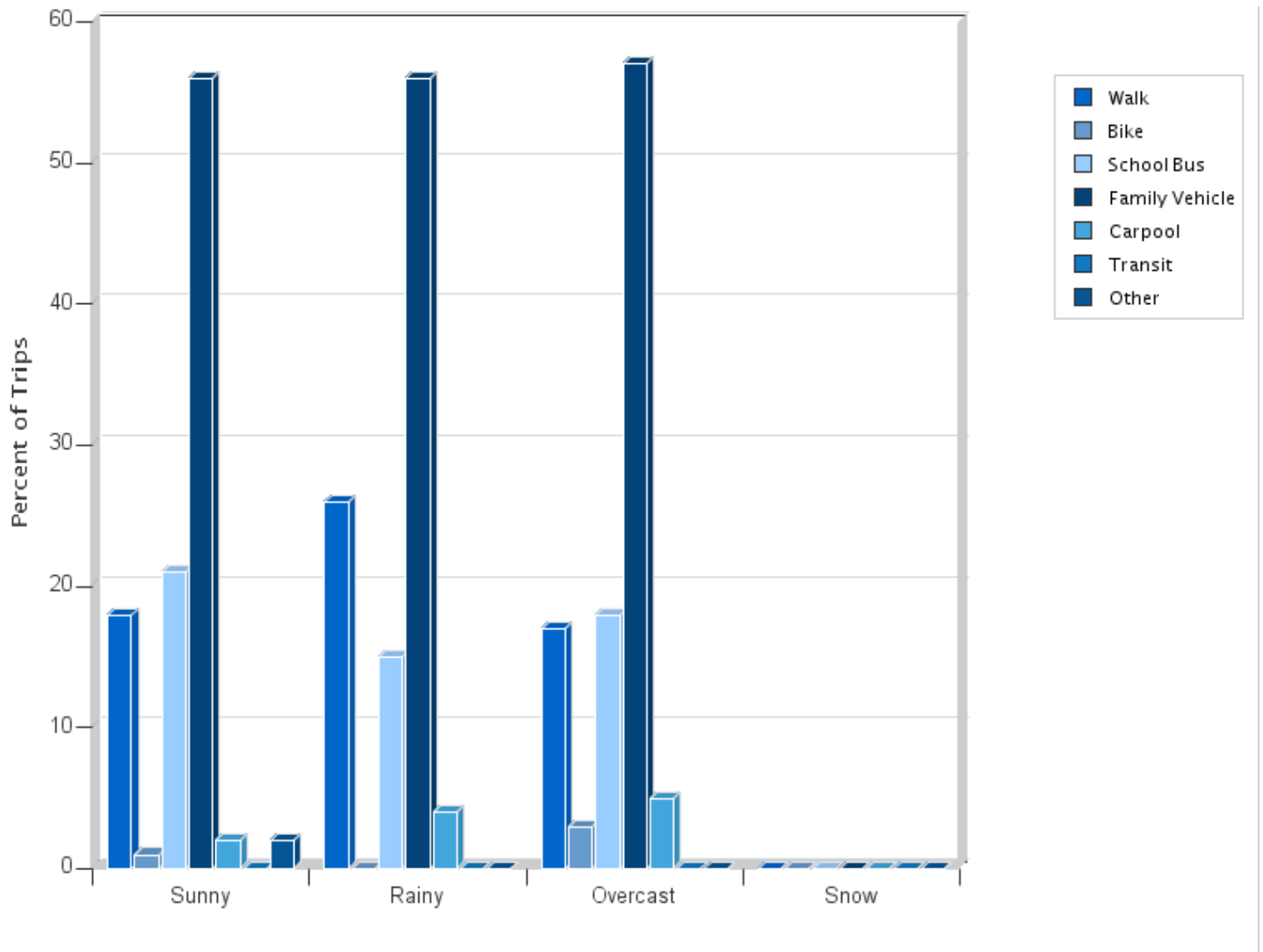


Morning and Afternoon Travel Mode Comparison by Day

	Number of Trips	Walk	Bike	School Bus	Family Vehicle	Carpool	Transit	Other
Tuesday AM	117	20%	0.9%	26%	47%	6%	0%	0.9%
Tuesday PM	116	16%	0.9%	36%	46%	0.9%	0%	0.9%
Wednesday AM	121	23%	2%	10%	57%	4%	0%	3%
Wednesday PM	116	11%	3%	23%	59%	2%	0%	2%
Thursday AM	119	22%	0%	23%	54%	0.8%	0%	0.8%
Thursday PM	114	17%	0.9%	30%	50%	0.9%	0%	2%

Percentages may not total 100% due to rounding.

Travel Mode by Weather Conditions



Travel Mode by Weather Condition

Weather Condition	Number of Trips	Walk	Bike	School Bus	Family Vehicle	Carpool	Transit	Other
Sunny	553	18%	1%	21%	56%	2%	0%	2%
Rainy	27	26%	0%	15%	56%	4%	0%	0%
Overcast	77	17%	3%	18%	57%	5%	0%	0%
Snow	0	0%	0%	0%	0%	0%	0%	0%

Percentages may not total 100% due to rounding.