

Student Travel Tally Report: One School in One Data Collection Period

School Name: Laurel Dell

Set ID: 22701

School Group: Marin Safe Routes to Schools

Month and Year Collected: May 2017

School Enrollment: 221

Date Report Generated: 06/28/2017

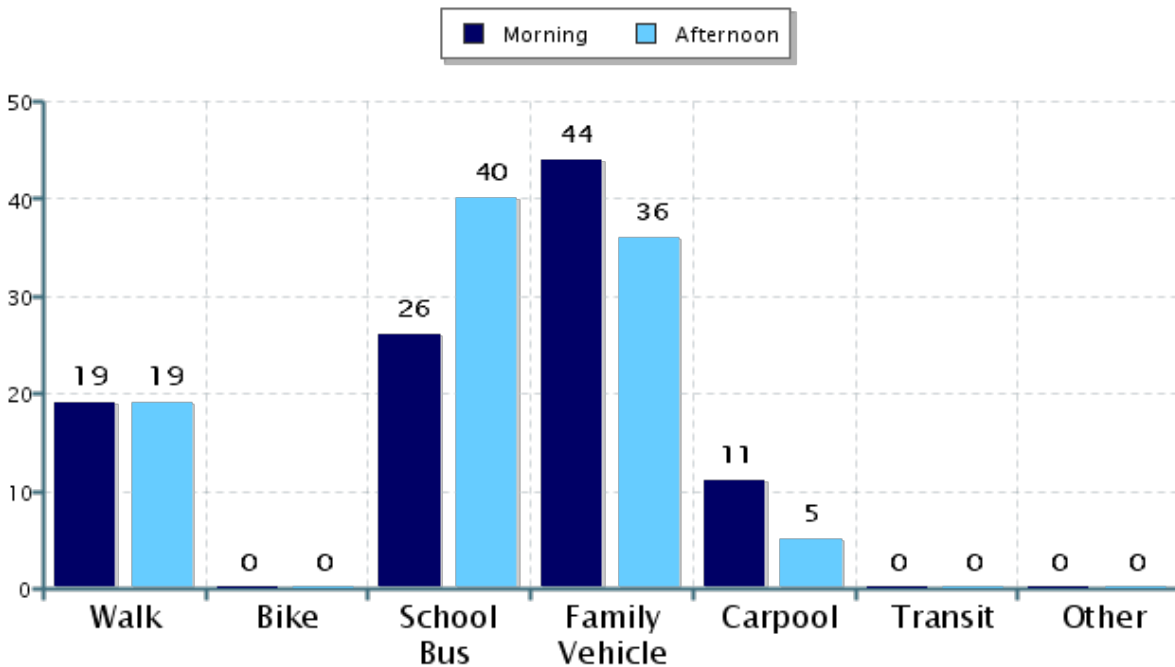
% of Students reached by SRTS activities: Don't Know

Tags:

**Number of Classrooms
Included in Report:** 8

This report contains information from your school's classrooms about students' trip to and from school. The data used in this report were collected using the in-class Student Travel Tally questionnaire from the National Center for Safe Routes to School.

Morning and Afternoon Travel Mode Comparison



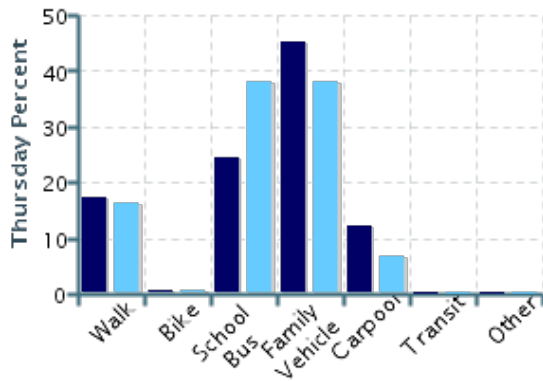
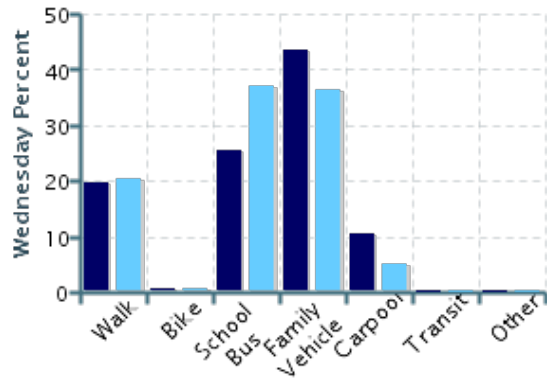
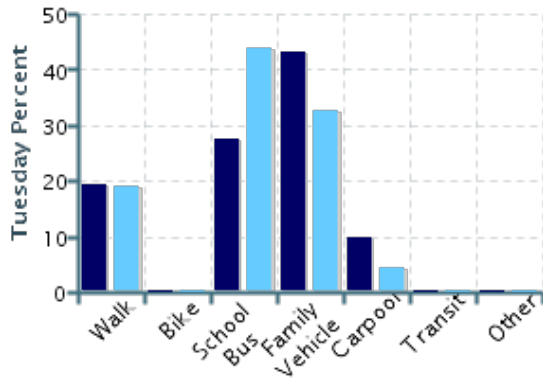
Morning and Afternoon Travel Mode Comparison

	Number of Trips	Walk	Bike	School Bus	Family Vehicle	Carpool	Transit	Other
Morning	434	19%	0.5%	26%	44%	11%	0%	0%
Afternoon	422	19%	0.5%	40%	36%	5%	0%	0%

Percentages may not total 100% due to rounding.

Morning and Afternoon Travel Mode Comparison by Day

■ Morning ■ Afternoon

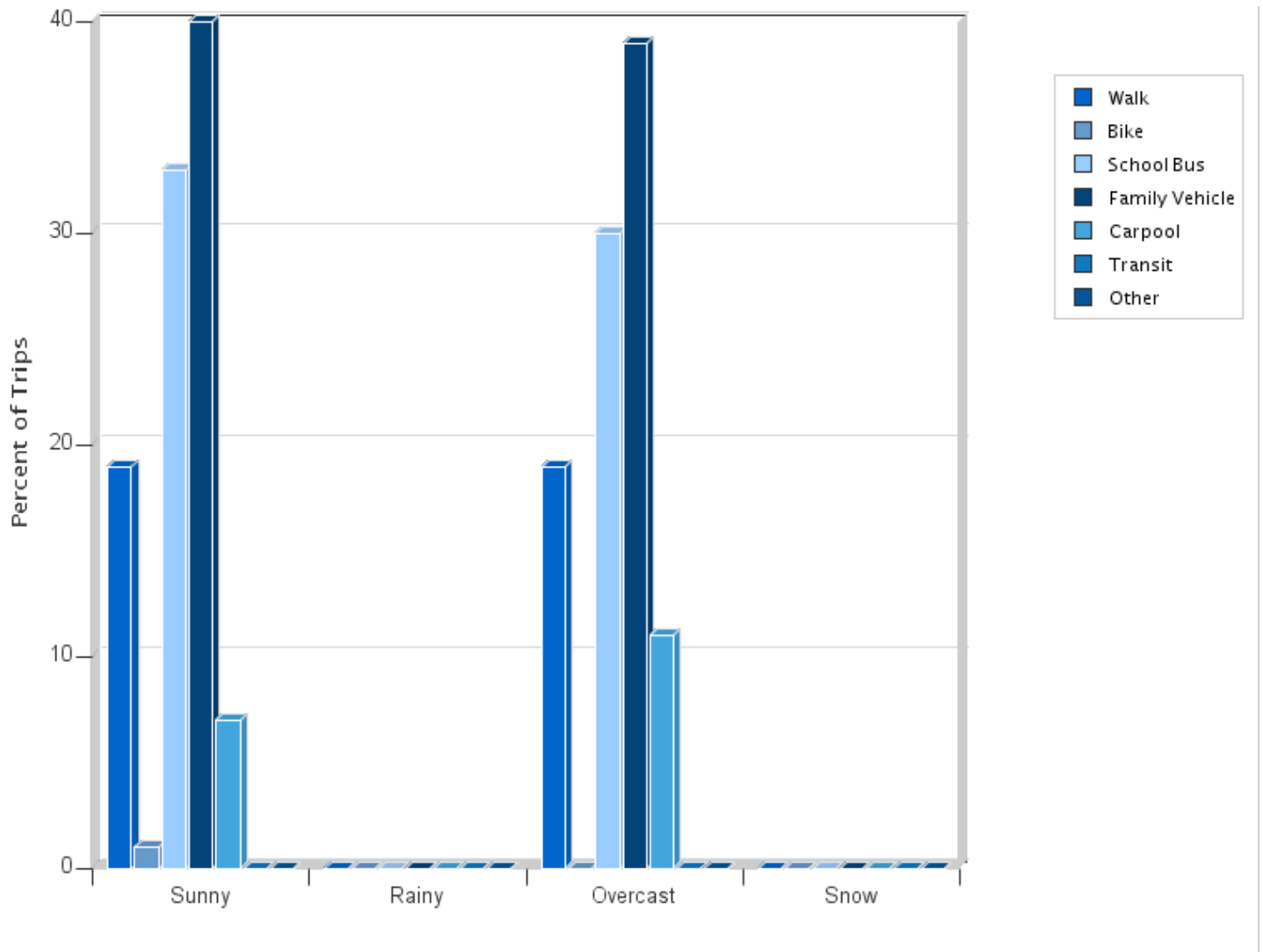


Morning and Afternoon Travel Mode Comparison by Day

	Number of Trips	Walk	Bike	School Bus	Family Vehicle	Carpool	Transit	Other
Tuesday AM	134	19%	0%	28%	43%	10%	0%	0%
Tuesday PM	132	19%	0%	44%	33%	5%	0%	0%
Wednesday AM	161	20%	0.6%	25%	43%	11%	0%	0%
Wednesday PM	156	21%	0.6%	37%	37%	5%	0%	0%
Thursday AM	139	17%	0.7%	24%	45%	12%	0%	0%
Thursday PM	134	16%	0.7%	38%	38%	7%	0%	0%

Percentages may not total 100% due to rounding.

Travel Mode by Weather Conditions



Travel Mode by Weather Condition

Weather Condition	Number of Trips	Walk	Bike	School Bus	Family Vehicle	Carpool	Transit	Other
Sunny	673	19%	0.6%	33%	40%	7%	0%	0%
Rainy	0	0%	0%	0%	0%	0%	0%	0%
Overcast	183	19%	0%	30%	39%	11%	0%	0%
Snow	0	0%	0%	0%	0%	0%	0%	0%

Percentages may not total 100% due to rounding.