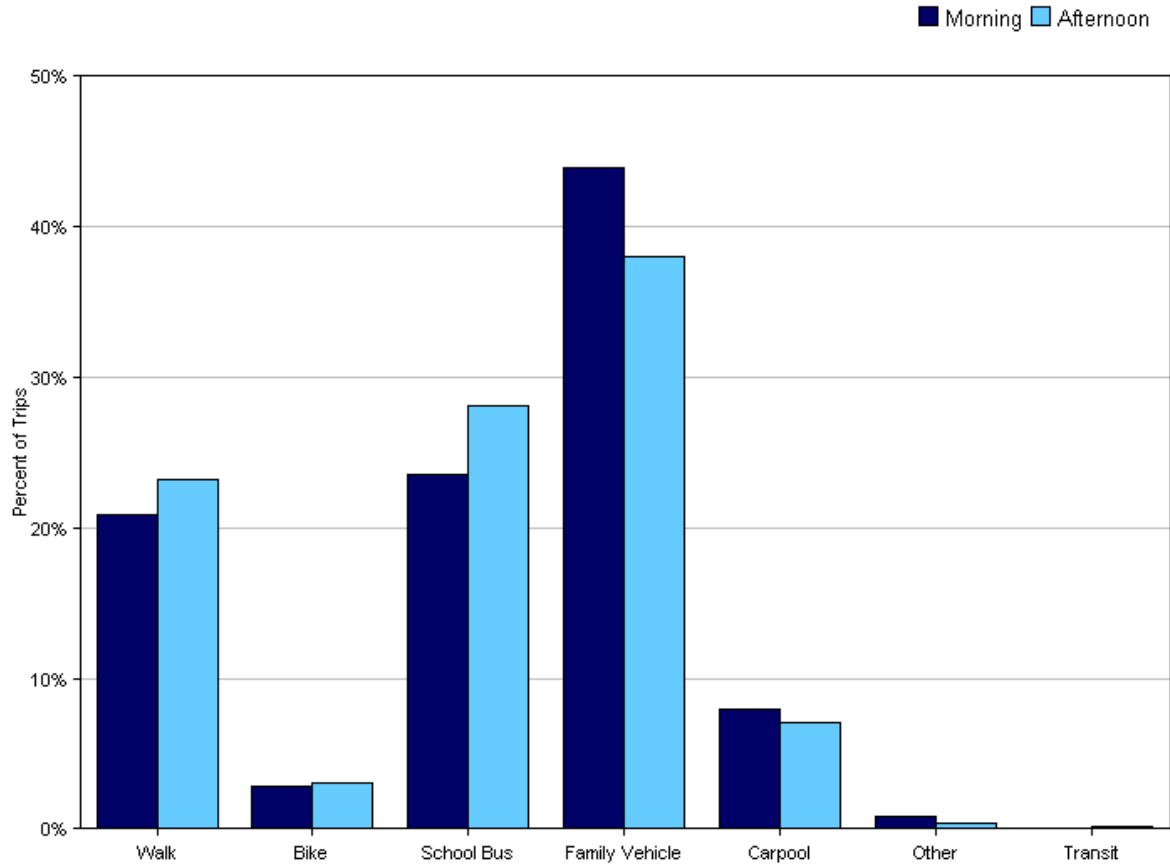


Tally Report

Program Name:	Safe Routes to School	Month and Year Collected:	May 2011
School Name:	Laurel Dell	Set ID:	6823
School Enrollment:	204	Date Report Generated:	06/13/2011
Enrollment within Grades Targeted by SRTS Program:	204	Number of Classrooms Included in Report:	9
Number of Classrooms in School:	9		

Morning and Afternoon Travel Mode Comparison

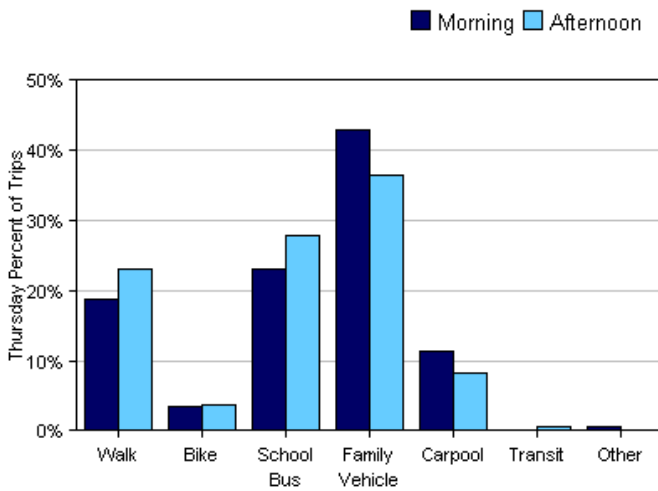
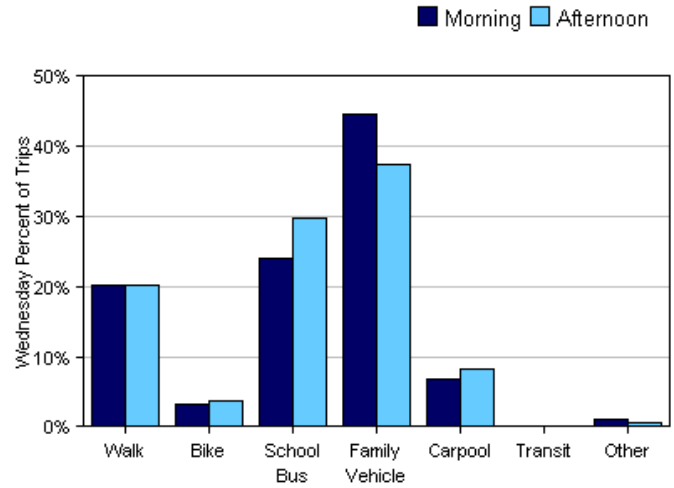
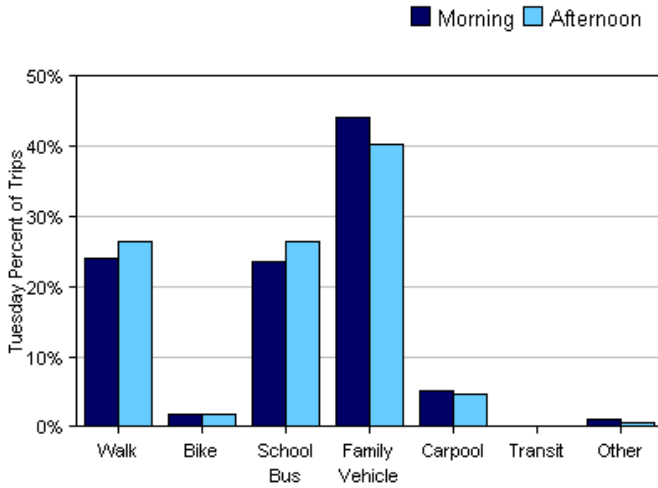


Morning and Afternoon Travel Mode Comparison

	Number of Trips	Walk	Bike	School Bus	Family Vehicle	Carpool	Transit	Other
Morning	565	21%	3%	24%	44%	8%	0%	0.9%
Afternoon	552	23%	3%	28%	38%	7%	0.2%	0.4%

Percentages may not total 100% due to rounding.

Morning and Afternoon Travel Mode Comparison by Day

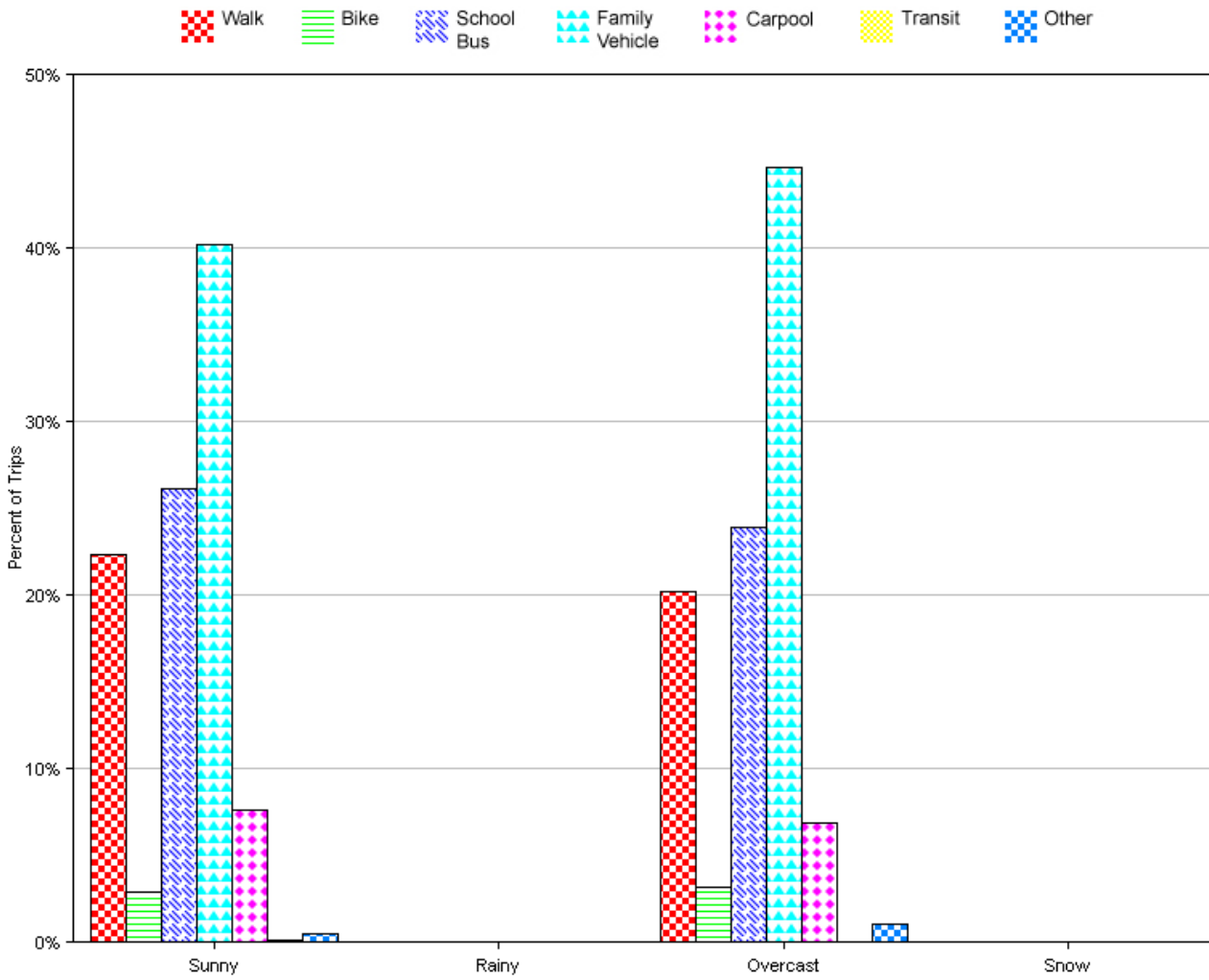


Morning and Afternoon Travel Mode Comparison by Day

	Number of Trips	Walk	Bike	School Bus	Family Vehicle	Carpool	Transit	Other
Tuesday AM	174	24%	2%	24%	44%	5%	0%	1%
Tuesday PM	174	26%	2%	26%	40%	5%	0%	0.6%
Wednesday AM	188	20%	3%	24%	45%	7%	0%	1%
Wednesday PM	184	20%	4%	30%	38%	8%	0%	0.5%
Thursday AM	203	19%	3%	23%	43%	11%	0%	0.5%
Thursday PM	194	23%	4%	28%	37%	8%	0.5%	0%

Percentages may not total 100% due to rounding.

Travel Mode by Weather Conditions



Travel Mode by Weather Condition

Weather Condition	Number of Trips	Walk	Bike	School Bus	Family Vehicle	Carpool	Transit	Other
Sunny	929	22%	3%	26%	40%	8%	0.1%	0.5%
Rainy	0	0%	0%	0%	0%	0%	0%	0%
Overcast	188	20%	3%	24%	45%	7%	0%	1%
Snow	0	0%	0%	0%	0%	0%	0%	0%

Percentages may not total 100% due to rounding.