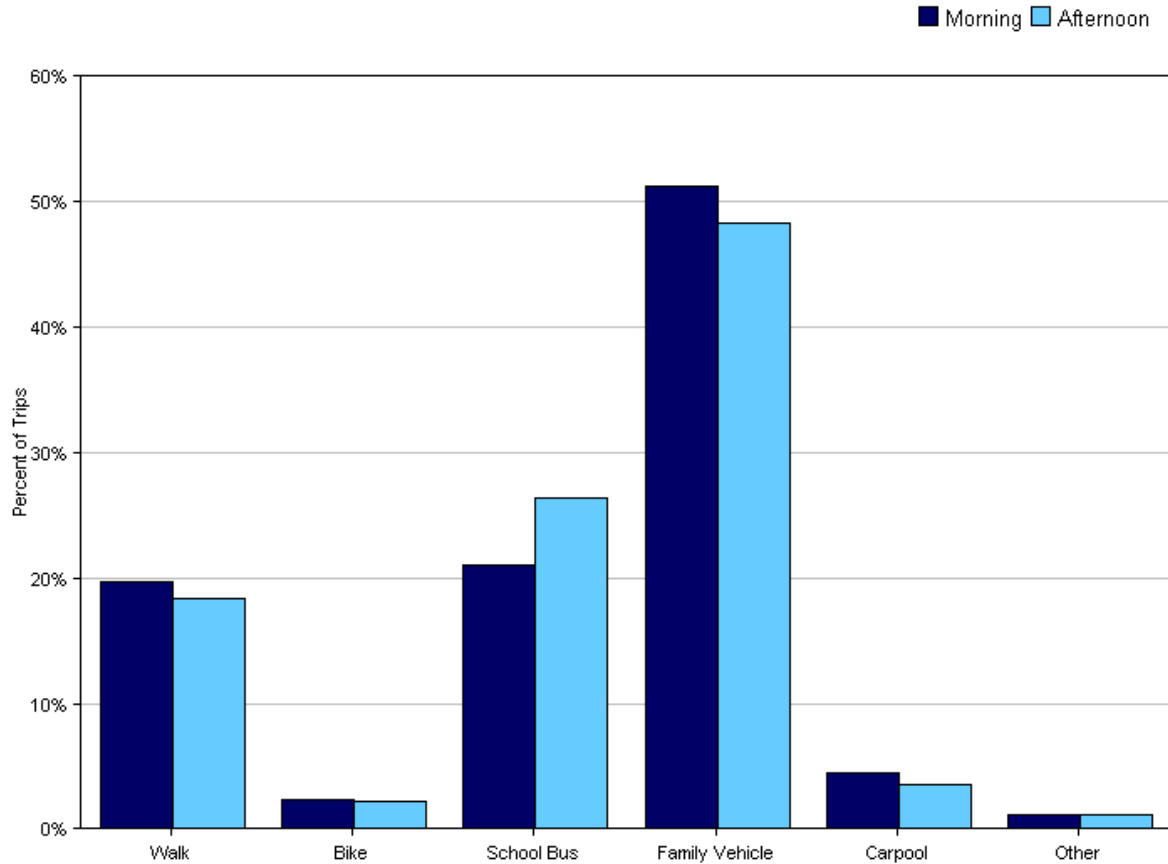


Tally Report

| | | | |
|---|-----------------------|---|----------------|
| Program Name: | Safe Routes to School | Month and Year Collected: | September 2010 |
| School Name: | Laurel Dell | Set ID: | 5087 |
| School Enrollment: | 196 | Date Report Generated: | 12/09/2010 |
| Enrollment within Grades Targeted by SRTS Program: | 196 | Number of Classrooms Included in Report: | 8 |
| Number of Classrooms in School: | 8 | | |

Morning and Afternoon Travel Mode Comparison

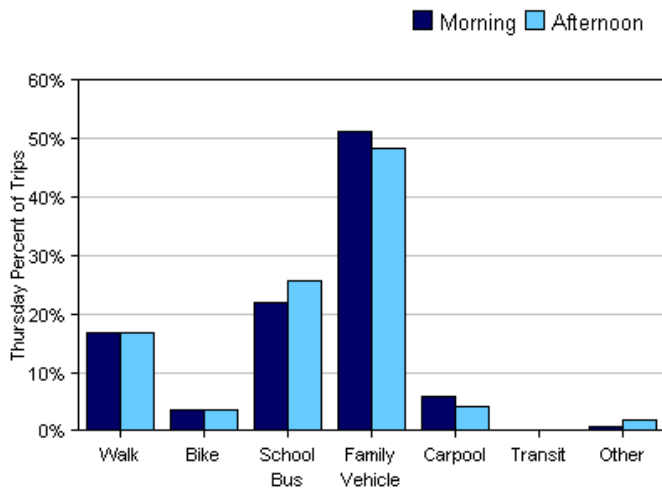
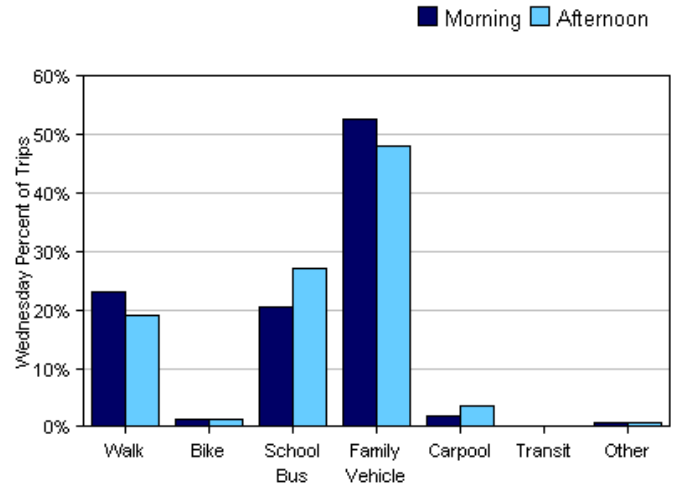
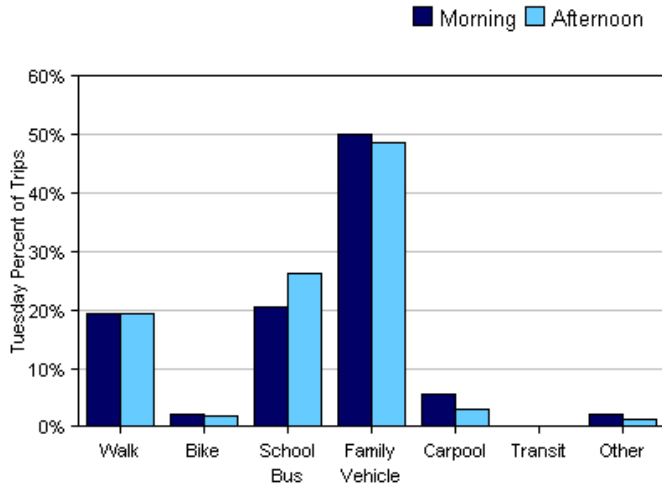


Morning and Afternoon Travel Mode Comparison

| | Number of Trips | Walk | Bike | School Bus | Family Vehicle | Carpool | Transit | Other |
|-----------|-----------------|------|------|------------|----------------|---------|---------|-------|
| Morning | 513 | 20% | 2% | 21% | 51% | 4% | 0% | 1% |
| Afternoon | 505 | 18% | 2% | 26% | 48% | 4% | 0% | 1% |

Percentages may not total 100% due to rounding.

Morning and Afternoon Travel Mode Comparison by Day

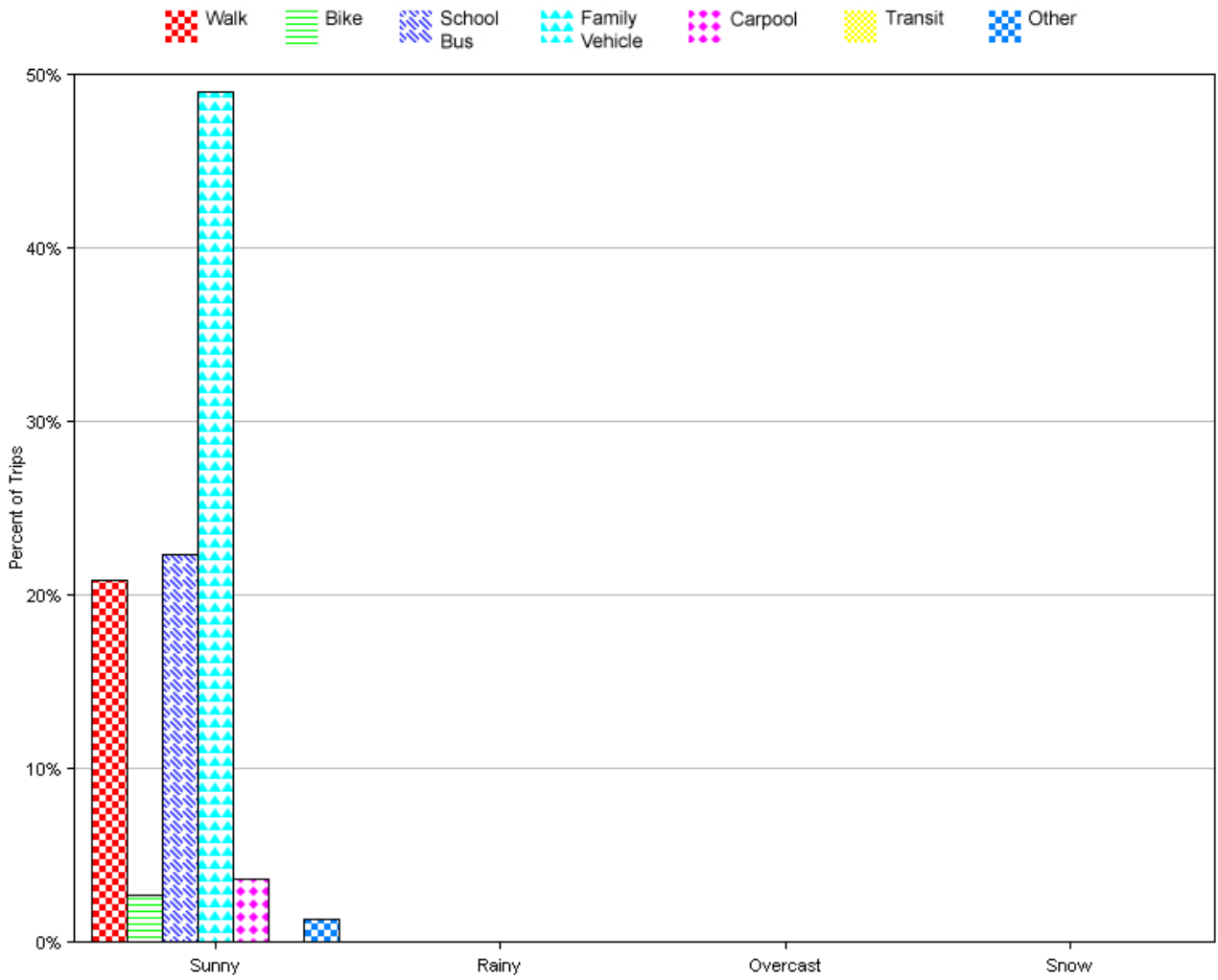


Morning and Afternoon Travel Mode Comparison by Day

| | Number of Trips | Walk | Bike | School Bus | Family Vehicle | Carpool | Transit | Other |
|--------------|-----------------|------|------|------------|----------------|---------|---------|-------|
| Tuesday AM | 176 | 19% | 2% | 20% | 50% | 6% | 0% | 2% |
| Tuesday PM | 171 | 19% | 2% | 26% | 49% | 3% | 0% | 1% |
| Wednesday AM | 165 | 23% | 1% | 21% | 53% | 2% | 0% | 0.6% |
| Wednesday PM | 162 | 19% | 1% | 27% | 48% | 4% | 0% | 0.6% |
| Thursday AM | 172 | 17% | 3% | 22% | 51% | 6% | 0% | 0.6% |
| Thursday PM | 172 | 17% | 3% | 26% | 48% | 4% | 0% | 2% |

Percentages may not total 100% due to rounding.

Travel Mode by Weather Conditions



Travel Mode by Weather Condition

| Weather Condition | Number of Trips | Walk | Bike | School Bus | Family Vehicle | Carpool | Transit | Other |
|-------------------|-----------------|------|------|------------|----------------|---------|---------|-------|
| Sunny | 765 | 21% | 3% | 22% | 49% | 4% | 0% | 1% |
| Rainy | 0 | 0% | 0% | 0% | 0% | 0% | 0% | 0% |
| Overcast | 0 | 0% | 0% | 0% | 0% | 0% | 0% | 0% |
| Snow | 0 | 0% | 0% | 0% | 0% | 0% | 0% | 0% |

Percentages may not total 100% due to rounding.