

Student Travel Tally Report: One School in One Data Collection Period

School Name: Lagunitas/San Geronimo Valley Elementary School

Set ID: 26537

School Group: Marin Safe Routes to Schools

Month and Year Collected: September 2018

School Enrollment: 250

Date Report Generated: 11/16/2018

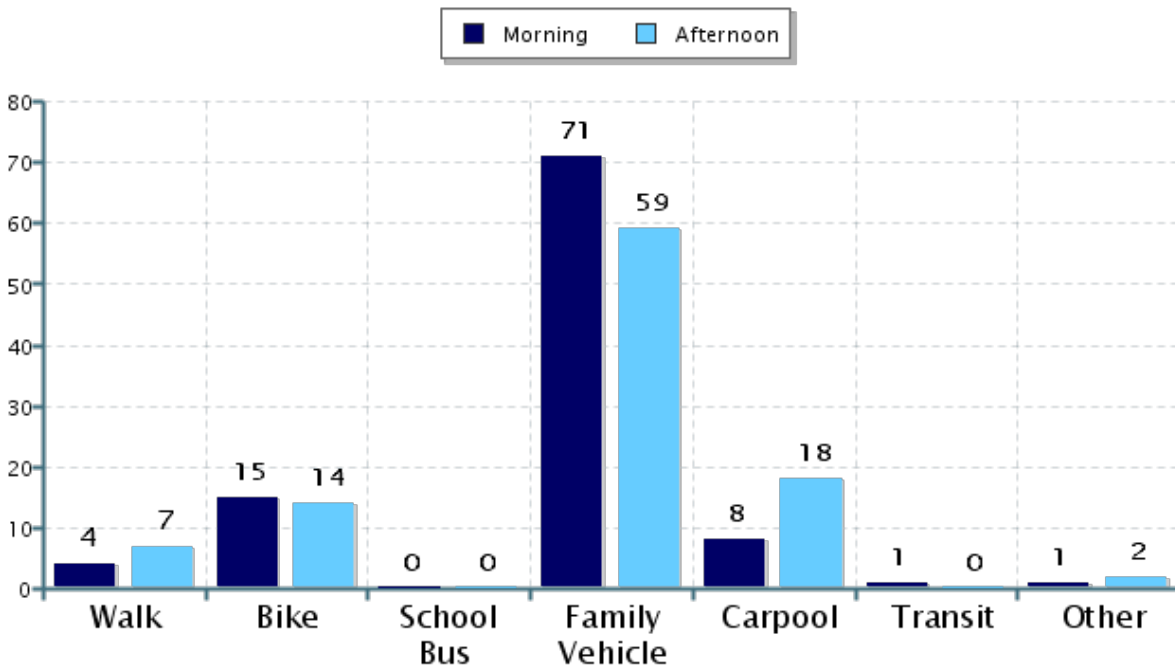
% of Students reached by SRTS activities: Don't Know

Tags:

**Number of Classrooms
Included in Report:** 6

This report contains information from your school's classrooms about students' trip to and from school. The data used in this report were collected using the in-class Student Travel Tally questionnaire from the National Center for Safe Routes to School.

Morning and Afternoon Travel Mode Comparison



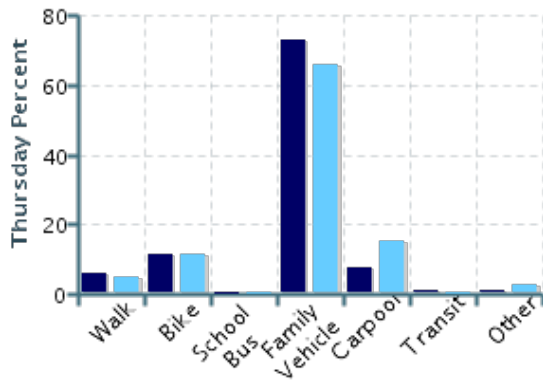
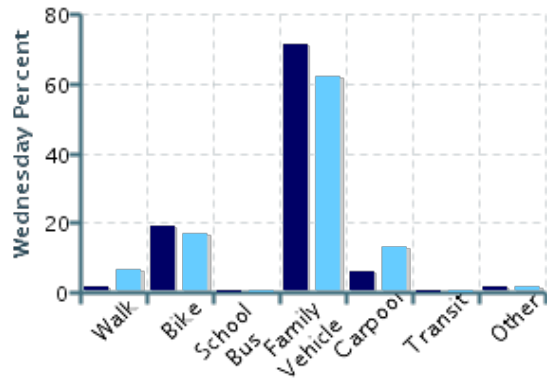
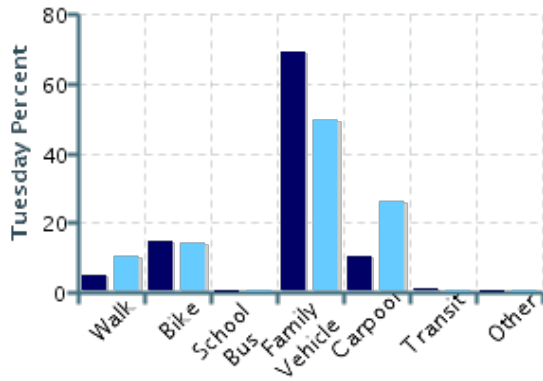
Morning and Afternoon Travel Mode Comparison

	Number of Trips	Walk	Bike	School Bus	Family Vehicle	Carpool	Transit	Other
Morning	316	4%	15%	0%	71%	8%	0.6%	0.9%
Afternoon	321	7%	14%	0%	59%	18%	0%	2%

Percentages may not total 100% due to rounding.

Morning and Afternoon Travel Mode Comparison by Day

■ Morning ■ Afternoon

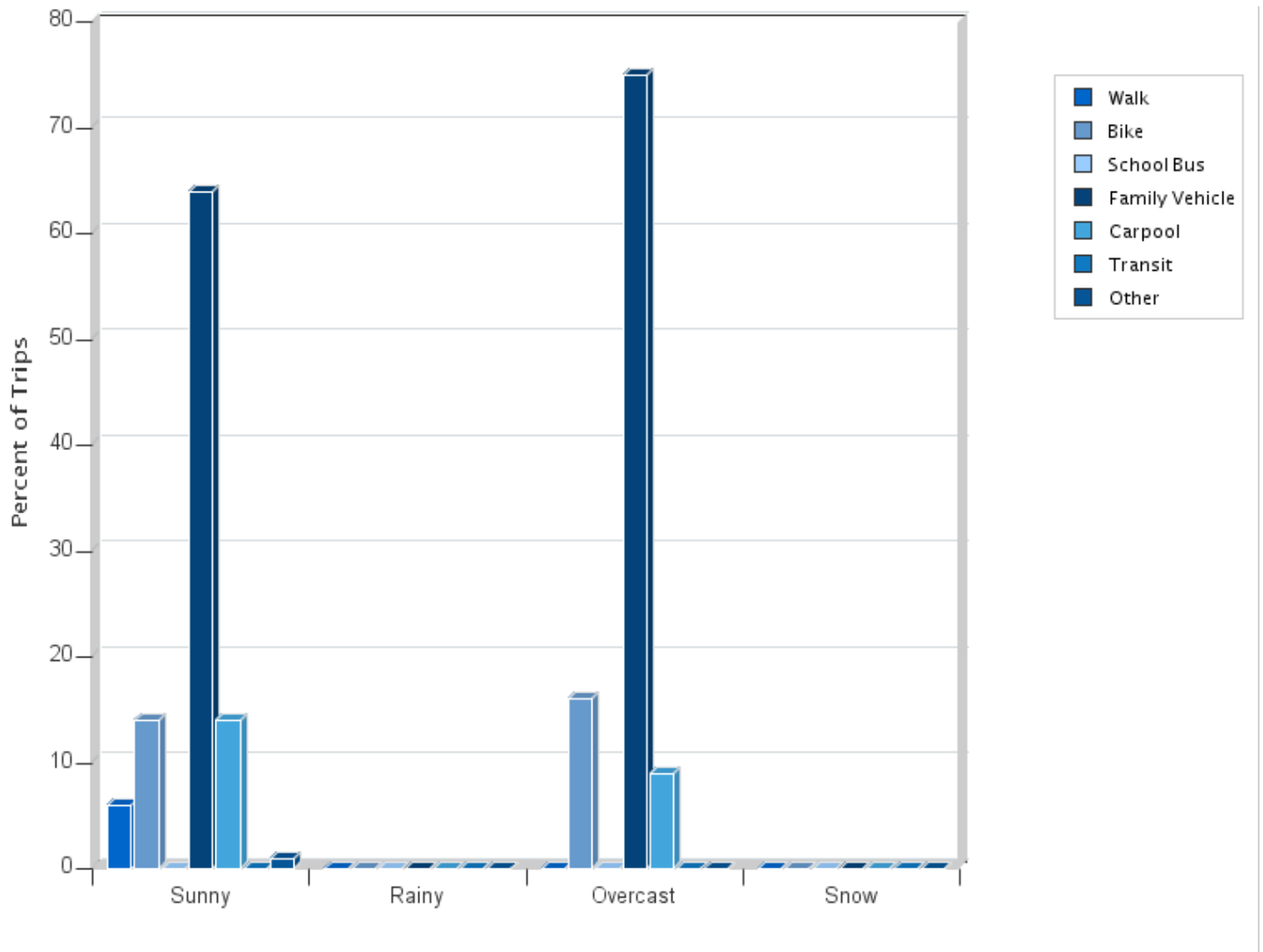


Morning and Afternoon Travel Mode Comparison by Day

	Number of Trips	Walk	Bike	School Bus	Family Vehicle	Carpool	Transit	Other
Tuesday AM	107	5%	15%	0%	69%	10%	0.9%	0%
Tuesday PM	107	10%	14%	0%	50%	26%	0%	0%
Wednesday AM	105	2%	19%	0%	71%	6%	0%	2%
Wednesday PM	108	6%	17%	0%	62%	13%	0%	2%
Thursday AM	104	6%	12%	0%	73%	8%	1.0%	1.0%
Thursday PM	106	5%	11%	0%	66%	15%	0%	3%

Percentages may not total 100% due to rounding.

Travel Mode by Weather Conditions



Travel Mode by Weather Condition

Weather Condition	Number of Trips	Walk	Bike	School Bus	Family Vehicle	Carpool	Transit	Other
Sunny	570	6%	14%	0%	64%	14%	0.4%	1%
Rainy	0	0%	0%	0%	0%	0%	0%	0%
Overcast	67	0%	16%	0%	75%	9%	0%	0%
Snow	0	0%	0%	0%	0%	0%	0%	0%

Percentages may not total 100% due to rounding.