

Student Travel Tally Report: One School in One Data Collection Period

School Name: Kent Middle School

Set ID: 22598

School Group: Marin Safe Routes to Schools

Month and Year Collected: May 2017

School Enrollment: 543

Date Report Generated: 06/28/2017

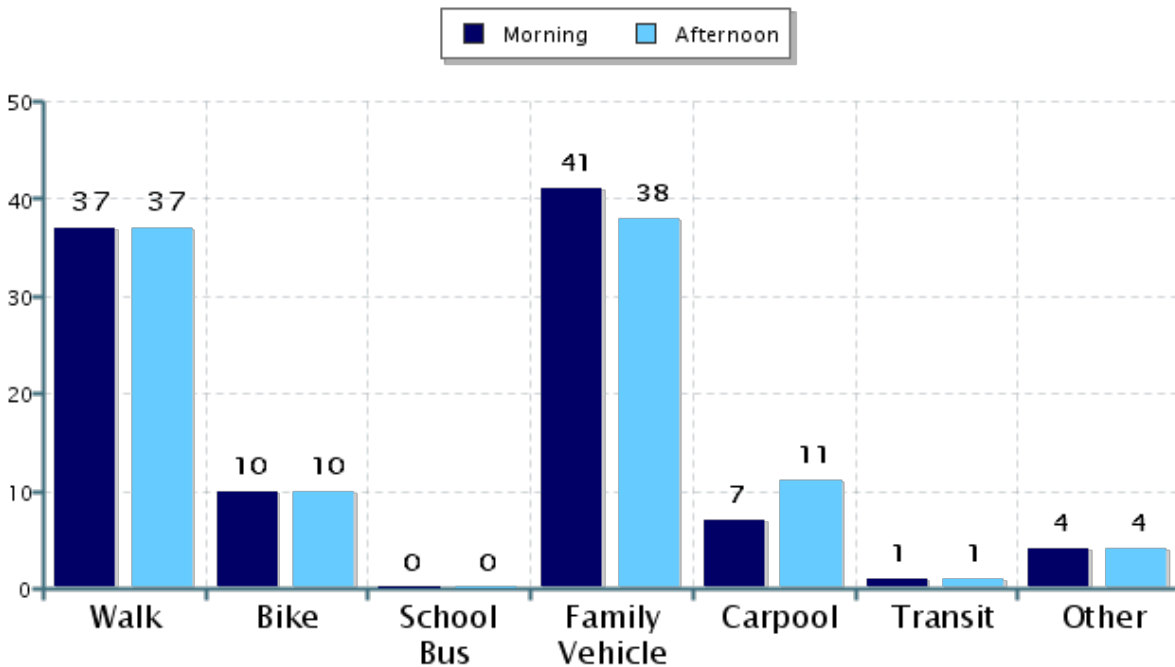
% of Students reached by SRTS activities: Don't Know

Tags:

**Number of Classrooms
Included in Report:** 17

This report contains information from your school's classrooms about students' trip to and from school. The data used in this report were collected using the in-class Student Travel Tally questionnaire from the National Center for Safe Routes to School.

Morning and Afternoon Travel Mode Comparison



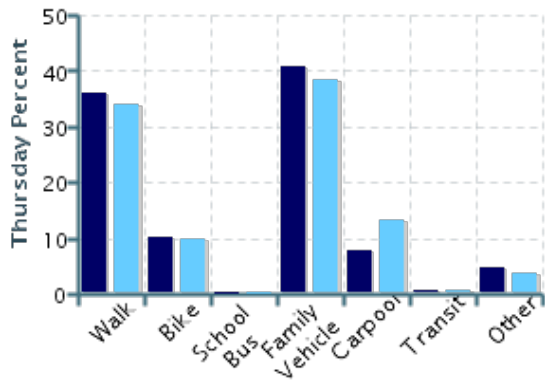
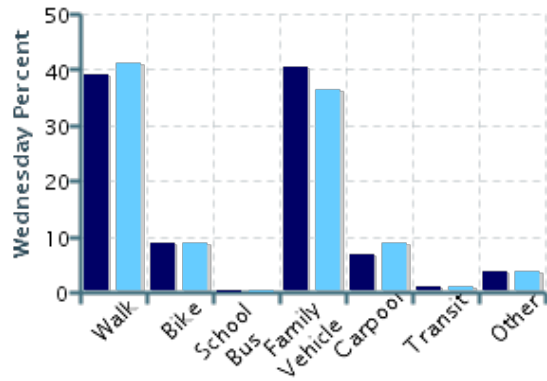
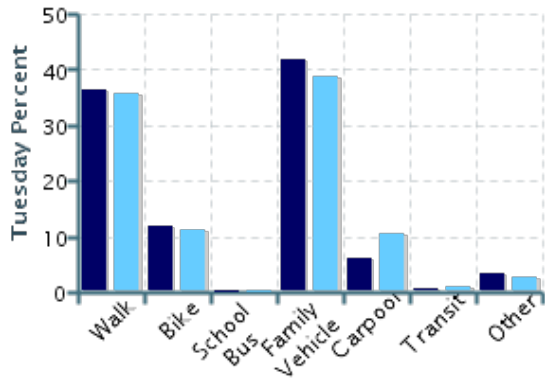
Morning and Afternoon Travel Mode Comparison

	Number of Trips	Walk	Bike	School Bus	Family Vehicle	Carpool	Transit	Other
Morning	876	37%	10%	0%	41%	7%	0.6%	4%
Afternoon	881	37%	10%	0%	38%	11%	0.9%	4%

Percentages may not total 100% due to rounding.

Morning and Afternoon Travel Mode Comparison by Day

■ Morning ■ Afternoon

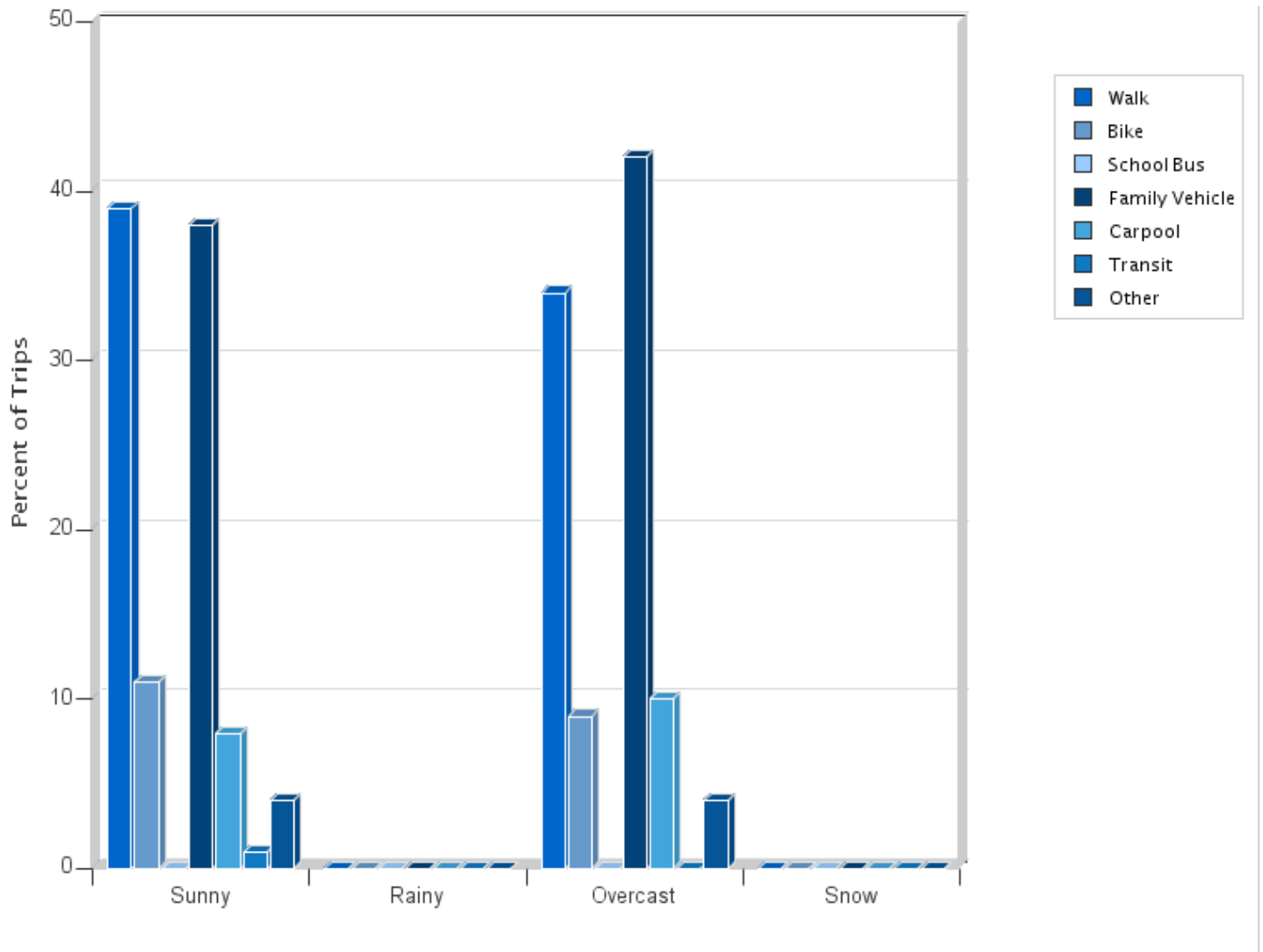


Morning and Afternoon Travel Mode Comparison by Day

	Number of Trips	Walk	Bike	School Bus	Family Vehicle	Carpool	Transit	Other
Tuesday AM	317	36%	12%	0%	42%	6%	0.3%	3%
Tuesday PM	316	36%	11%	0%	39%	10%	0.9%	3%
Wednesday AM	280	39%	9%	0%	40%	7%	1%	4%
Wednesday PM	283	41%	9%	0%	36%	9%	1%	4%
Thursday AM	279	36%	10%	0%	41%	8%	0.4%	5%
Thursday PM	282	34%	10%	0%	38%	13%	0.7%	4%

Percentages may not total 100% due to rounding.

Travel Mode by Weather Conditions



Travel Mode by Weather Condition

Weather Condition	Number of Trips	Walk	Bike	School Bus	Family Vehicle	Carpool	Transit	Other
Sunny	1124	39%	11%	0%	38%	8%	0.9%	4%
Rainy	0	0%	0%	0%	0%	0%	0%	0%
Overcast	633	34%	9%	0%	42%	10%	0.5%	4%
Snow	0	0%	0%	0%	0%	0%	0%	0%

Percentages may not total 100% due to rounding.