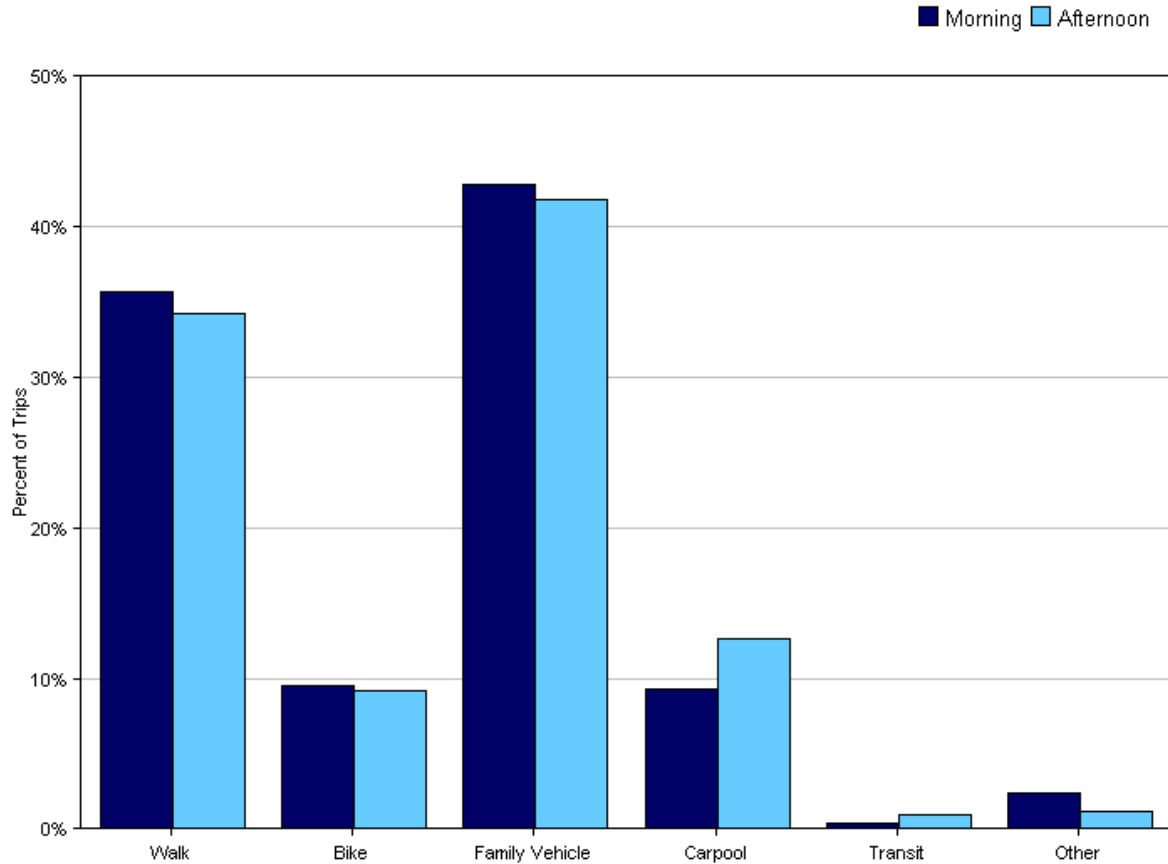


Tally Report

Program Name:	Safe Routes to School	Month and Year Collected:	May 2011
School Name:	Kent Middle School	Set ID:	6970
School Enrollment:	542	Date Report Generated:	06/13/2011
Enrollment within Grades Targeted by SRTS Program:	250	Number of Classrooms Included in Report:	14
Number of Classrooms in School:	21		

Morning and Afternoon Travel Mode Comparison

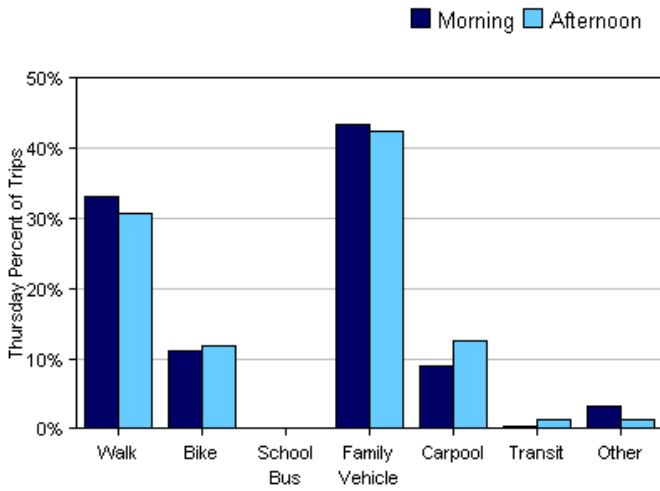
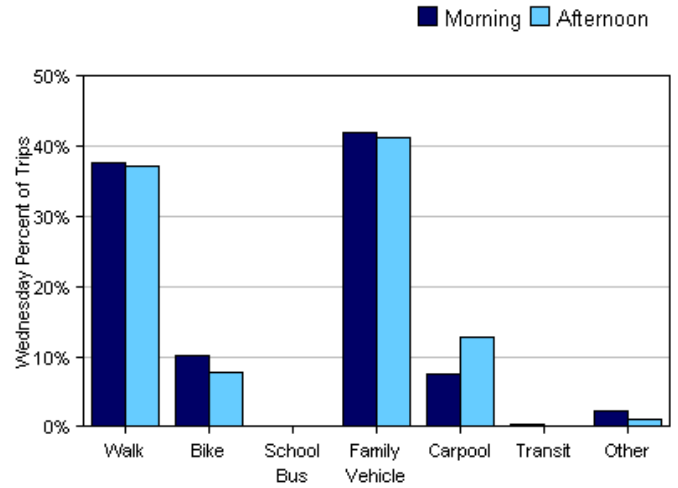
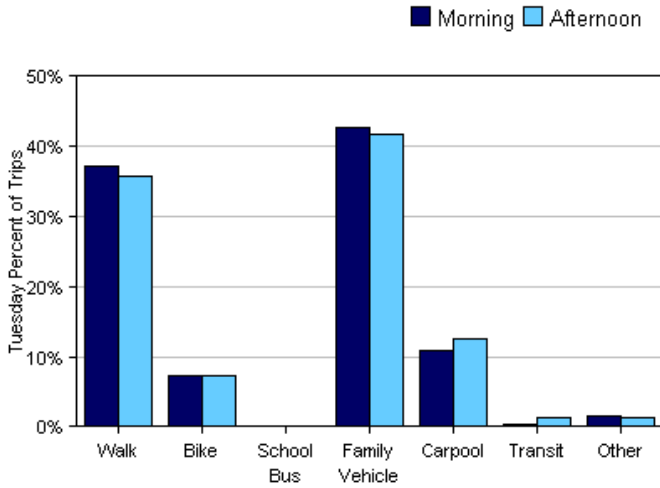


Morning and Afternoon Travel Mode Comparison

	Number of Trips	Walk	Bike	School Bus	Family Vehicle	Carpool	Transit	Other
Morning	883	36%	10%	0%	43%	9%	0.3%	2%
Afternoon	657	34%	9%	0%	42%	13%	0.9%	1%

Percentages may not total 100% due to rounding.

Morning and Afternoon Travel Mode Comparison by Day

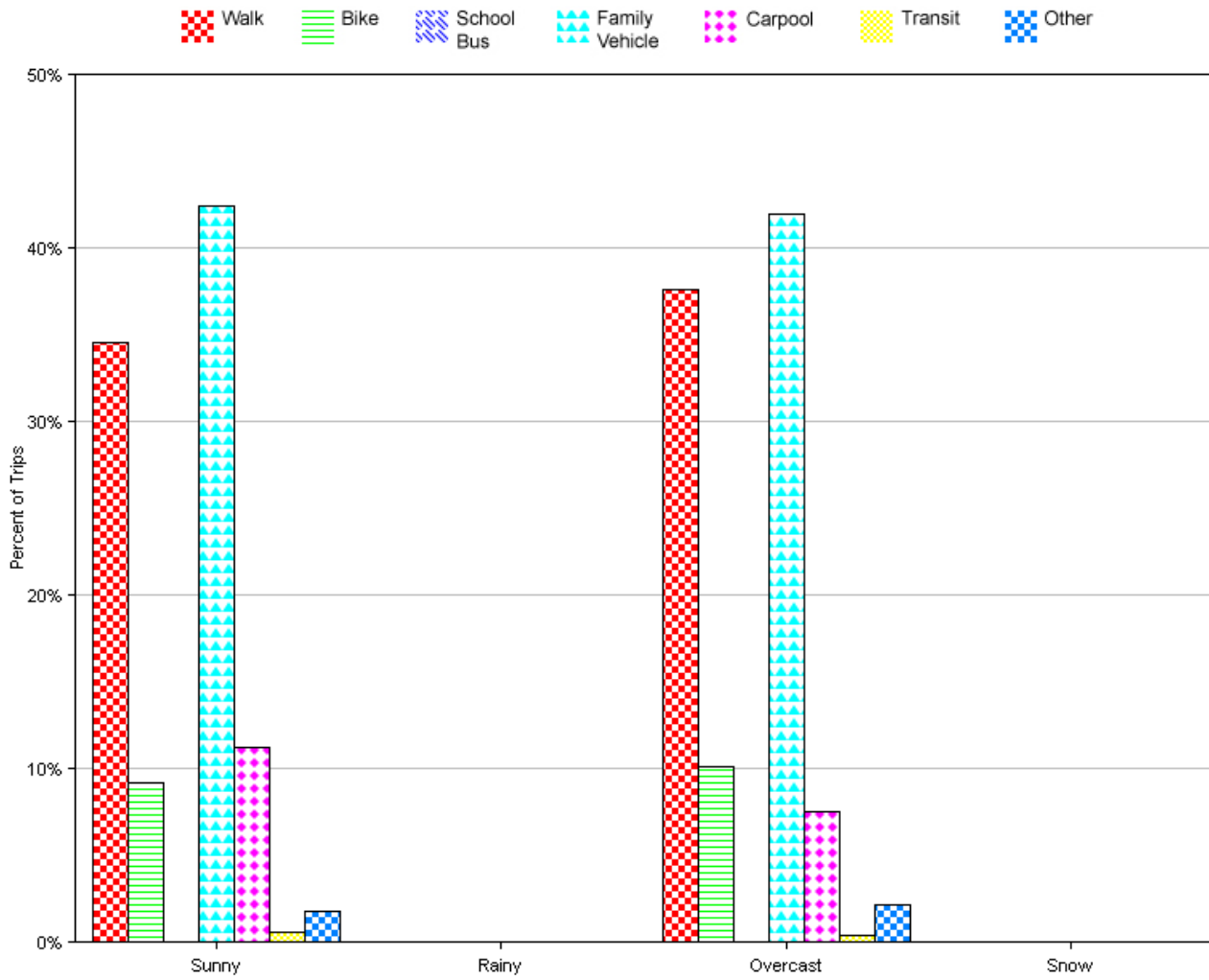


Morning and Afternoon Travel Mode Comparison by Day

	Number of Trips	Walk	Bike	School Bus	Family Vehicle	Carpool	Transit	Other
Tuesday AM	312	37%	7%	0%	43%	11%	0.3%	2%
Tuesday PM	216	36%	7%	0%	42%	13%	1%	1%
Wednesday AM	226	38%	10%	0%	42%	8%	0.4%	2%
Wednesday PM	194	37%	8%	0%	41%	13%	0%	1%
Thursday AM	345	33%	11%	0%	43%	9%	0.3%	3%
Thursday PM	247	31%	12%	0%	43%	13%	1%	1%

Percentages may not total 100% due to rounding.

Travel Mode by Weather Conditions



Travel Mode by Weather Condition

Weather Condition	Number of Trips	Walk	Bike	School Bus	Family Vehicle	Carpool	Transit	Other
Sunny	1314	35%	9%	0%	42%	11%	0.6%	2%
Rainy	0	0%	0%	0%	0%	0%	0%	0%
Overcast	226	38%	10%	0%	42%	8%	0.4%	2%
Snow	0	0%	0%	0%	0%	0%	0%	0%

Percentages may not total 100% due to rounding.