

Student Travel Tally Report: One School in One Data Collection Period

School Name: Kent Middle School

Set ID: 26536

School Group: Marin Safe Routes to Schools

Month and Year Collected: September 2018

School Enrollment: 600

Date Report Generated: 11/16/2018

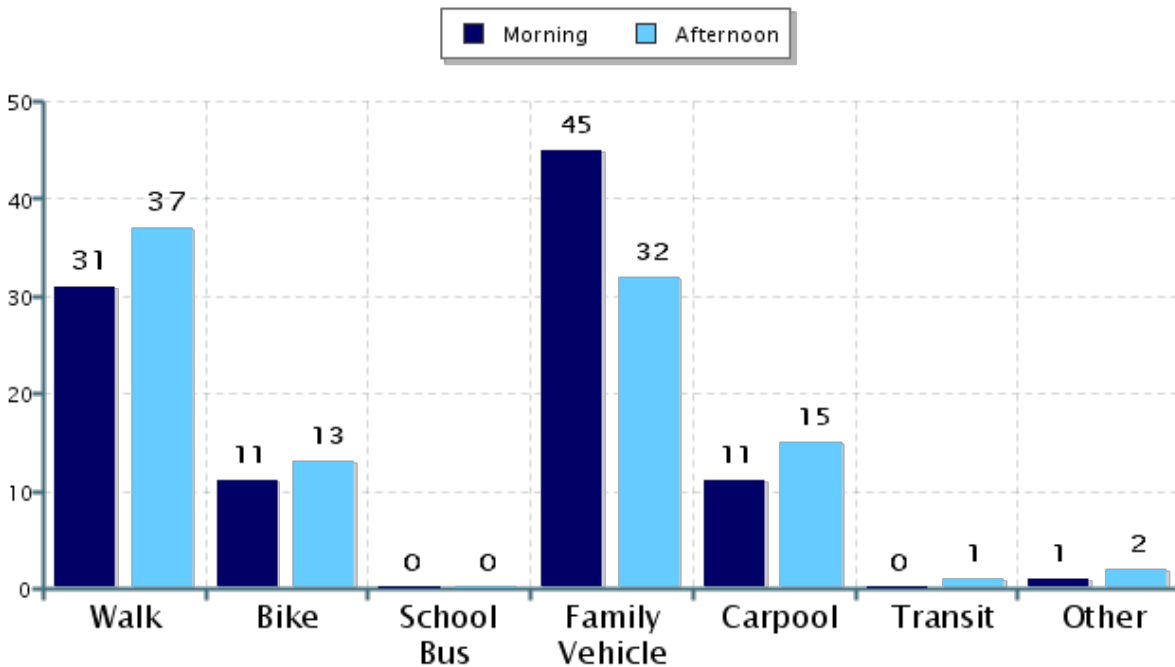
% of Students reached by SRTS activities: Don't Know

Tags:

**Number of Classrooms
Included in Report:** 11

This report contains information from your school's classrooms about students' trip to and from school. The data used in this report were collected using the in-class Student Travel Tally questionnaire from the National Center for Safe Routes to School.

Morning and Afternoon Travel Mode Comparison



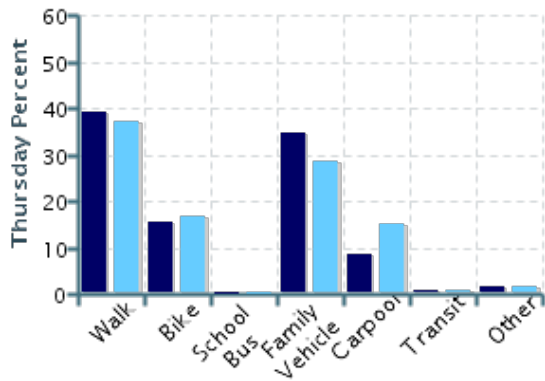
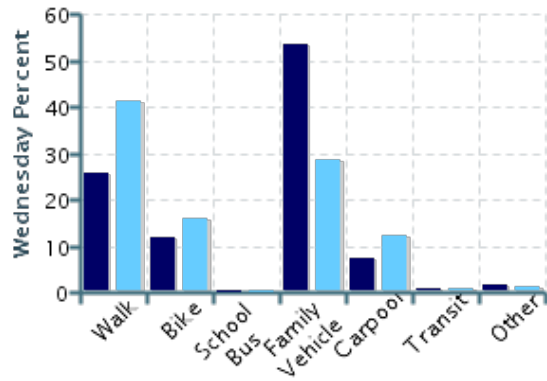
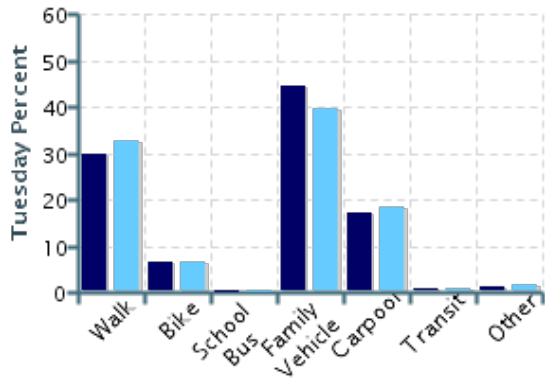
Morning and Afternoon Travel Mode Comparison

	Number of Trips	Walk	Bike	School Bus	Family Vehicle	Carpool	Transit	Other
Morning	807	31%	11%	0%	45%	11%	0.4%	1%
Afternoon	713	37%	13%	0%	32%	15%	0.6%	2%

Percentages may not total 100% due to rounding.

Morning and Afternoon Travel Mode Comparison by Day

■ Morning ■ Afternoon

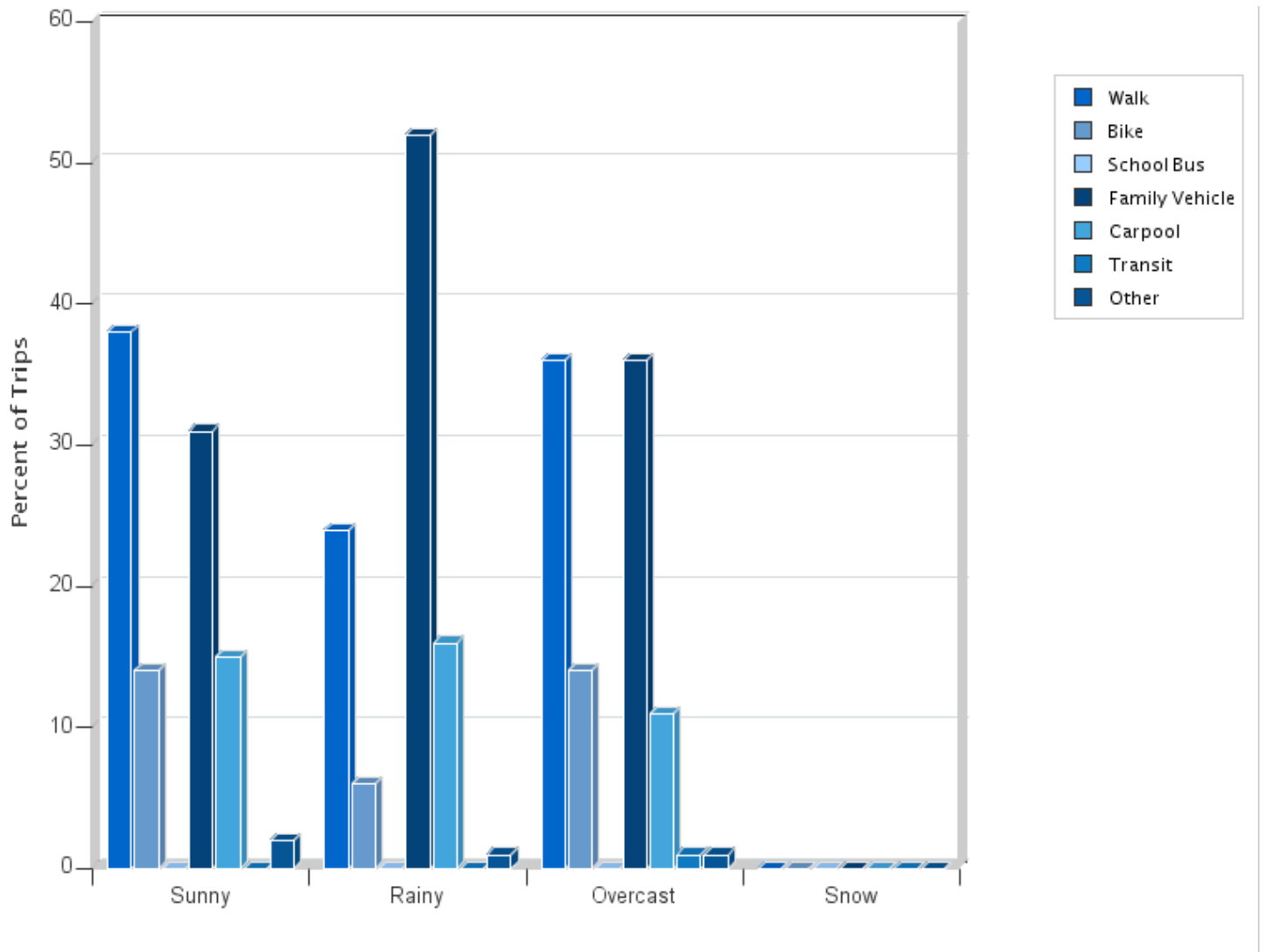


Morning and Afternoon Travel Mode Comparison by Day

	Number of Trips	Walk	Bike	School Bus	Family Vehicle	Carpool	Transit	Other
Tuesday AM	240	30%	7%	0%	45%	17%	0.4%	1%
Tuesday PM	239	33%	7%	0%	40%	18%	0.8%	2%
Wednesday AM	324	26%	12%	0%	53%	7%	0.3%	2%
Wednesday PM	230	41%	16%	0%	29%	12%	0.4%	1%
Thursday AM	243	39%	16%	0%	35%	9%	0.4%	2%
Thursday PM	244	37%	17%	0%	29%	15%	0.4%	2%

Percentages may not total 100% due to rounding.

Travel Mode by Weather Conditions



Travel Mode by Weather Condition

Weather Condition	Number of Trips	Walk	Bike	School Bus	Family Vehicle	Carpool	Transit	Other
Sunny	378	38%	14%	0%	31%	15%	0%	2%
Rainy	360	24%	6%	0%	52%	16%	0.3%	1%
Overcast	757	36%	14%	0%	36%	11%	0.8%	1%
Snow	0	0%	0%	0%	0%	0%	0%	0%

Percentages may not total 100% due to rounding.