

Student Travel Tally Report: One School in One Data Collection Period

School Name: Kent Middle School

Set ID: 23909

School Group: Marin Safe Routes to Schools

Month and Year Collected: September 2017

School Enrollment: 543

Date Report Generated: 02/05/2018

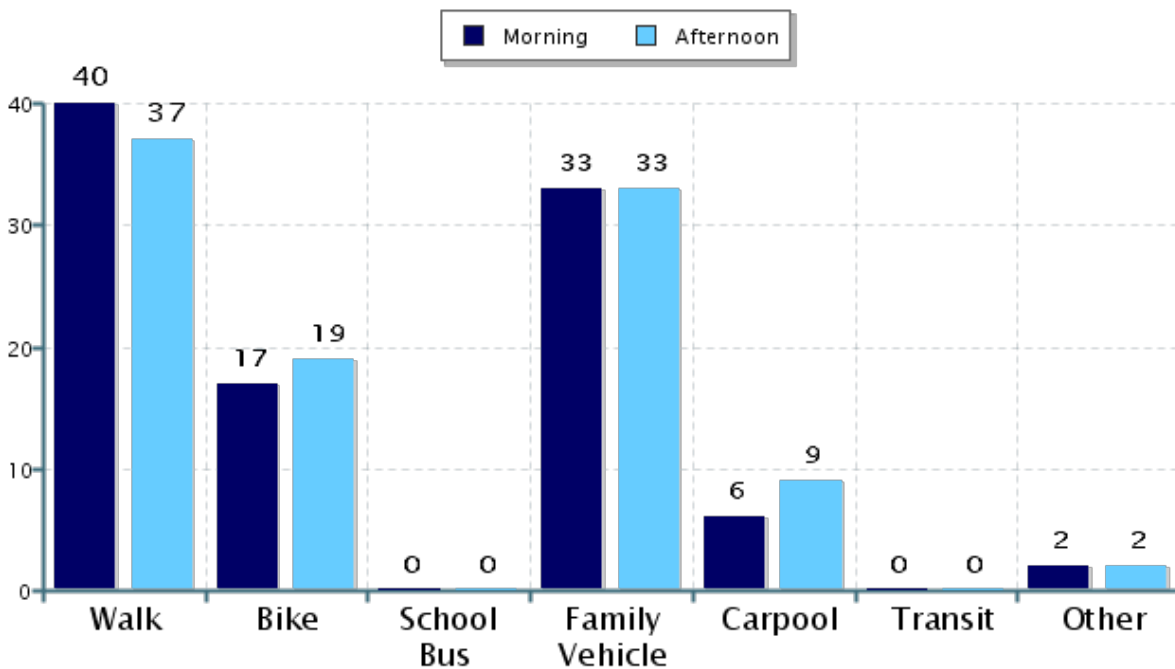
% of Students reached by SRTS activities: Don't Know

Tags:

**Number of Classrooms
Included in Report:** 24

This report contains information from your school's classrooms about students' trip to and from school. The data used in this report were collected using the in-class Student Travel Tally questionnaire from the National Center for Safe Routes to School.

Morning and Afternoon Travel Mode Comparison



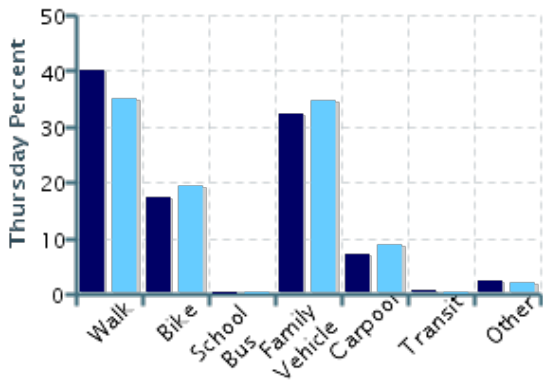
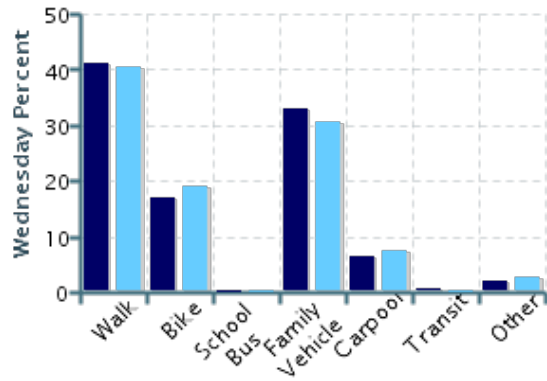
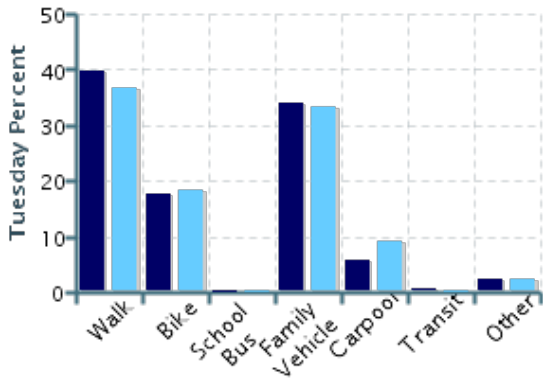
Morning and Afternoon Travel Mode Comparison

	Number of Trips	Walk	Bike	School Bus	Family Vehicle	Carpool	Transit	Other
Morning	1550	40%	17%	0%	33%	6%	0.4%	2%
Afternoon	1352	37%	19%	0%	33%	9%	0%	2%

Percentages may not total 100% due to rounding.

Morning and Afternoon Travel Mode Comparison by Day

■ Morning ■ Afternoon

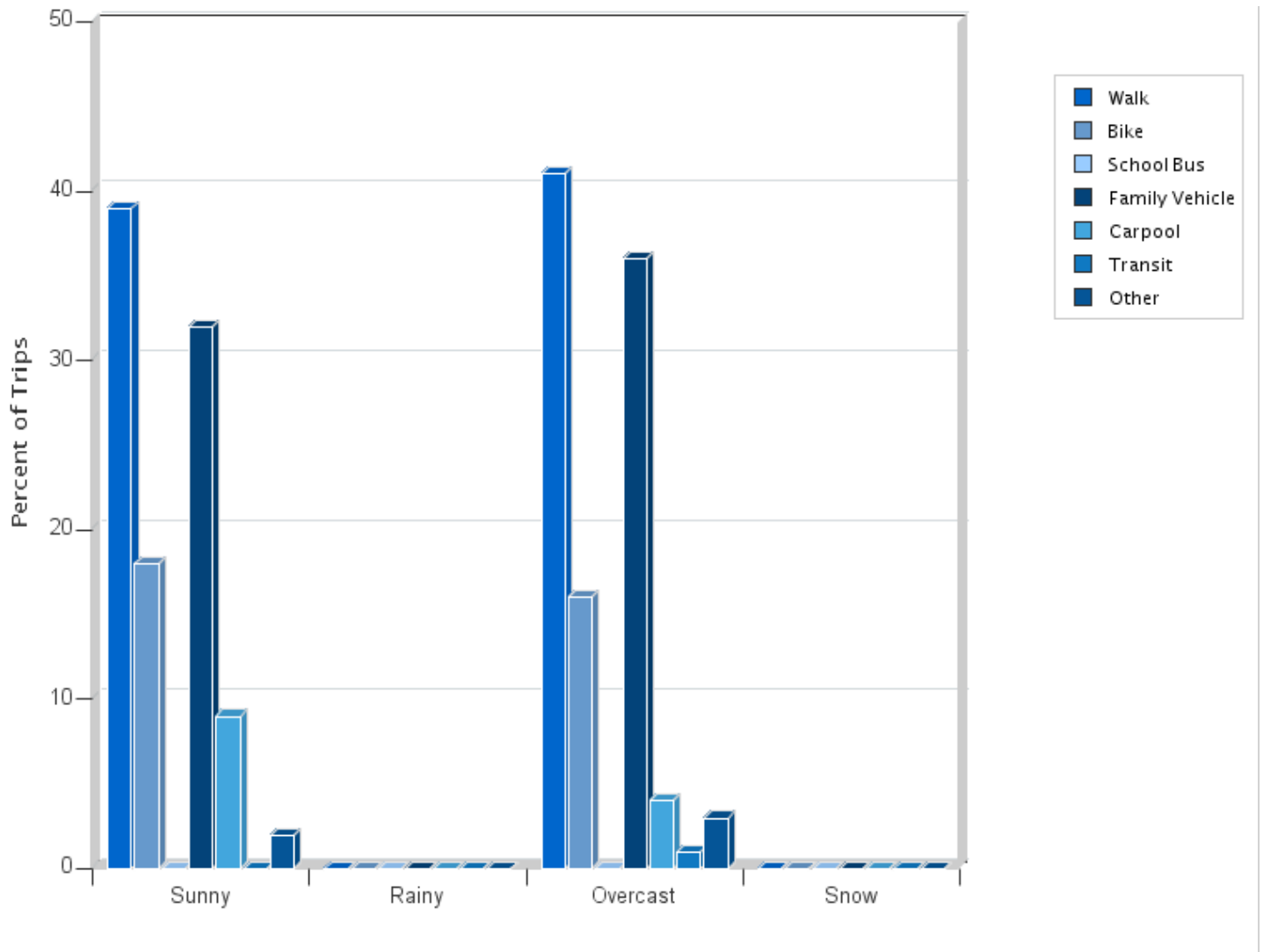


Morning and Afternoon Travel Mode Comparison by Day

	Number of Trips	Walk	Bike	School Bus	Family Vehicle	Carpool	Transit	Other
Tuesday AM	522	40%	18%	0%	34%	6%	0.2%	2%
Tuesday PM	467	37%	18%	0%	33%	9%	0%	2%
Wednesday AM	534	41%	17%	0%	33%	6%	0.4%	2%
Wednesday PM	439	40%	19%	0%	31%	8%	0%	3%
Thursday AM	494	40%	17%	0%	32%	7%	0.6%	2%
Thursday PM	446	35%	19%	0%	35%	9%	0%	2%

Percentages may not total 100% due to rounding.

Travel Mode by Weather Conditions



Travel Mode by Weather Condition

Weather Condition	Number of Trips	Walk	Bike	School Bus	Family Vehicle	Carpool	Transit	Other
Sunny	2057	39%	18%	0%	32%	9%	0.0%	2%
Rainy	0	0%	0%	0%	0%	0%	0%	0%
Overcast	746	41%	16%	0%	36%	4%	0.5%	3%
Snow	0	0%	0%	0%	0%	0%	0%	0%

Percentages may not total 100% due to rounding.