

Student Travel Tally Report: One School in One Data Collection Period

School Name: Hidden Valley

Set ID: 26535

School Group: Marin Safe Routes to Schools

Month and Year Collected: September 2018

School Enrollment: 322

Date Report Generated: 11/16/2018

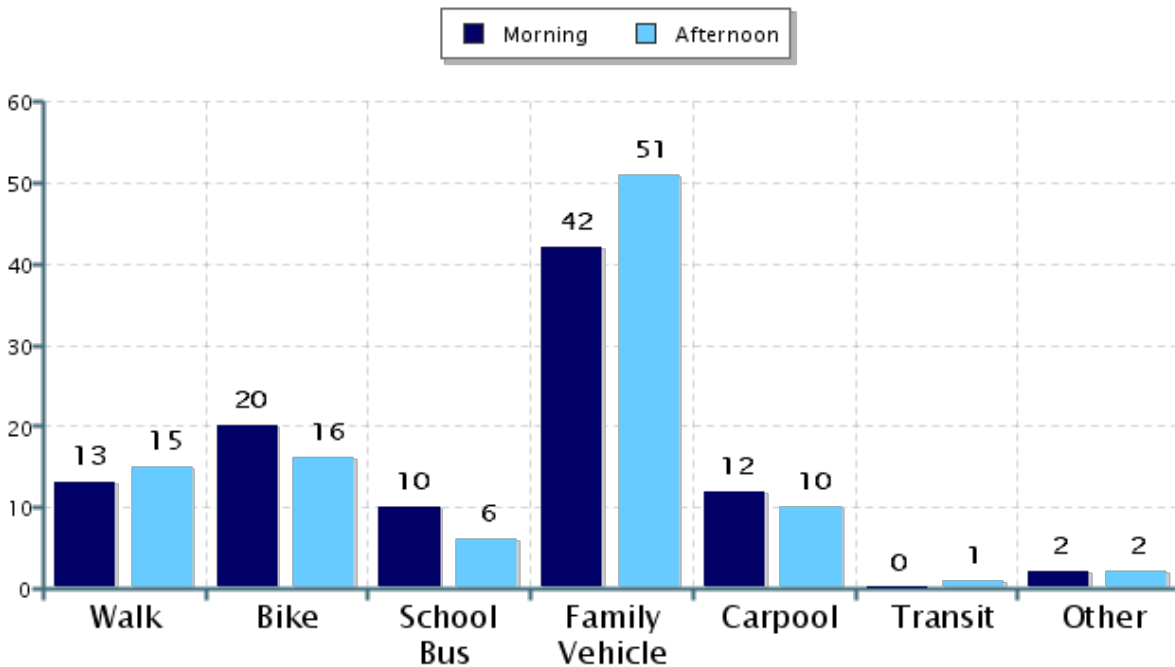
% of Students reached by SRTS activities: Don't Know

Tags:

**Number of Classrooms
Included in Report:** 18

This report contains information from your school's classrooms about students' trip to and from school. The data used in this report were collected using the in-class Student Travel Tally questionnaire from the National Center for Safe Routes to School.

Morning and Afternoon Travel Mode Comparison



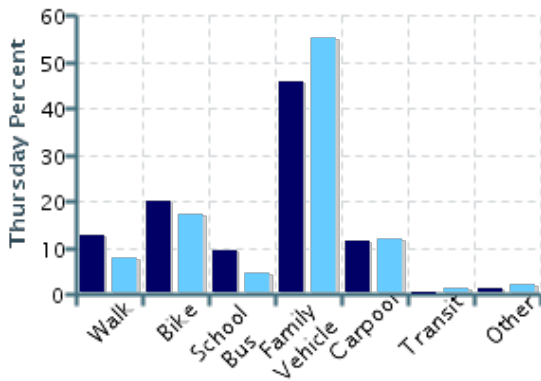
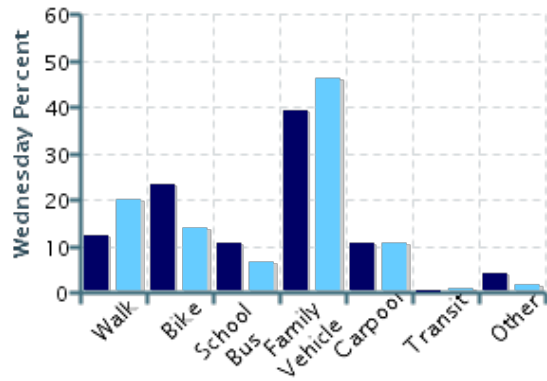
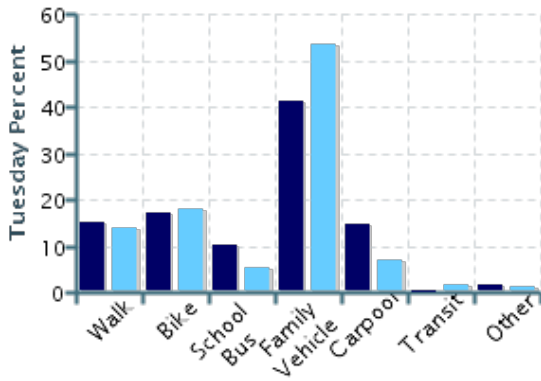
Morning and Afternoon Travel Mode Comparison

| | Number of Trips | Walk | Bike | School Bus | Family Vehicle | Carpool | Transit | Other |
|-----------|-----------------|------|------|------------|----------------|---------|---------|-------|
| Morning | 527 | 13% | 20% | 10% | 42% | 12% | 0% | 2% |
| Afternoon | 524 | 15% | 16% | 6% | 51% | 10% | 1% | 2% |

Percentages may not total 100% due to rounding.

Morning and Afternoon Travel Mode Comparison by Day

■ Morning ■ Afternoon

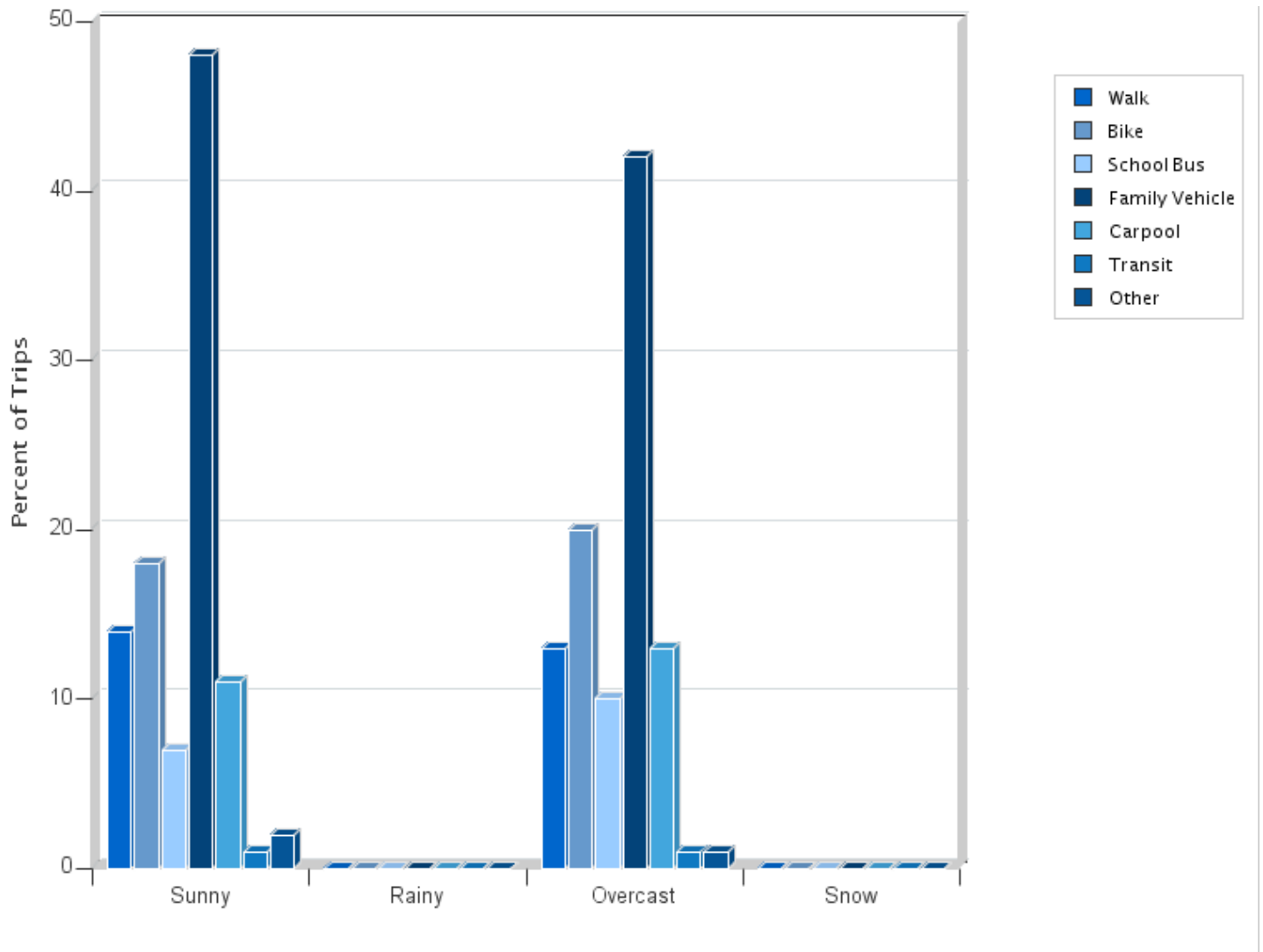


Morning and Afternoon Travel Mode Comparison by Day

| | Number of Trips | Walk | Bike | School Bus | Family Vehicle | Carpool | Transit | Other |
|--------------|-----------------|------|------|------------|----------------|---------|---------|-------|
| Tuesday AM | 197 | 15% | 17% | 10% | 41% | 15% | 0% | 2% |
| Tuesday PM | 174 | 14% | 18% | 5% | 53% | 7% | 2% | 1% |
| Wednesday AM | 179 | 12% | 23% | 11% | 39% | 11% | 0% | 4% |
| Wednesday PM | 199 | 20% | 14% | 7% | 46% | 11% | 1% | 2% |
| Thursday AM | 151 | 13% | 20% | 9% | 46% | 11% | 0% | 1% |
| Thursday PM | 151 | 8% | 17% | 5% | 55% | 12% | 1% | 2% |

Percentages may not total 100% due to rounding.

Travel Mode by Weather Conditions



Travel Mode by Weather Condition

| Weather Condition | Number of Trips | Walk | Bike | School Bus | Family Vehicle | Carpool | Transit | Other |
|-------------------|-----------------|------|------|------------|----------------|---------|---------|-------|
| Sunny | 814 | 14% | 18% | 7% | 48% | 11% | 0.6% | 2% |
| Rainy | 0 | 0% | 0% | 0% | 0% | 0% | 0% | 0% |
| Overcast | 215 | 13% | 20% | 10% | 42% | 13% | 0.9% | 1% |
| Snow | 0 | 0% | 0% | 0% | 0% | 0% | 0% | 0% |

Percentages may not total 100% due to rounding.